

(19) World Intellectual Property Organization
International Bureau



(43) International Publication Date
31 August 2006 (31.08.2006)

PCT

(10) International Publication Number
WO 2006/091394 A2

(51) International Patent Classification:
A61K 31/4745 (2006.01)

(74) Agents: ERSFELD, Dean, A. et al.; 3M Center, Office of Intellectual Property Counsel, Post Office Box 33427, Saint Paul, Minnesota 55133-3427 (US).

(21) International Application Number:
PCT/US2006/004713

(81) Designated States (*unless otherwise indicated, for every kind of national protection available*): AE, AG, AL, AM, AT, AU, AZ, BA, BB, BG, BR, BW, BY, BZ, CA, CH, CN, CO, CR, CU, CZ, DE, DK, DM, DZ, EC, EE, EG, ES, FI, GB, GD, GE, GH, GM, HR, HU, ID, IL, IN, IS, JP, KE, KG, KM, KN, KP, KR, KZ, LC, LK, LR, LS, LT, LU, LV, LY, MA, MD, MG, MK, MN, MW, MX, MZ, NA, NG, NI, NO, NZ, OM, PG, PH, PL, PT, RO, RU, SC, SD, SE, SG, SK, SL, SM, SY, TJ, TM, TN, TR, TT, TZ, UA, UG, US, UZ, VC, VN, YU, ZA, ZM, ZW.

(22) International Filing Date:
10 February 2006 (10.02.2006)

(25) Filing Language: English

(26) Publication Language: English

(30) Priority Data:
60/652,239 11 February 2005 (11.02.2005) US

(84) Designated States (*unless otherwise indicated, for every kind of regional protection available*): ARIPO (BW, GH, GM, KE, LS, MW, MZ, NA, SD, SL, SZ, TZ, UG, ZM, ZW), Eurasian (AM, AZ, BY, KG, KZ, MD, RU, TJ, TM), European (AT, BE, BG, CH, CY, CZ, DE, DK, EE, ES, FI, FR, GB, GR, HU, IE, IS, IT, LT, LU, LV, MC, NL, PL, PT, RO, SE, SI, SK, TR), OAPI (BF, BJ, CF, CG, CI, CM, GA, GN, GQ, GW, ML, MR, NE, SN, TD, TG).

(71) Applicant (*for all designated States except US*): 3M INNOVATIVE PROPERTIES COMPANY [US/US]; 3M Center, Post Office Box 33427, Saint Paul, Minnesota 55133-3427 (US).

(72) Inventors; and

(75) Inventors/Applicants (*for US only*): RICE, Michael, J. [US/US]; 3M Center, Post Office Box 33427, Saint Paul, Minnesota 55133-3427 (US). HARALDSON, Chad, A. [US/US]; 3M Center, Post Office Box 33427, Saint Paul, Minnesota 55133-3427 (US). GERSTER, John, F. [US/US]; 3M Center, Post Office Box 33427, Saint Paul, Minnesota 55133-3427 (US). WURST, Joshua, R. [US/US]; 3M Center, Post Office Box 33427, Saint Paul, Minnesota 55133-3427 (US). HEPPNER, Philip, D. [US/US]; 3M Center, Post Office Box 33427, Saint Paul, Minnesota 55133-3427 (US). KSHIRSAGAR, Tushar, A. [IN/US]; 3M Center, Post Office Box 33427, Saint Paul, Minnesota 55133-3427 (US). MERRILL, Bryon, A. [US/US]; 3M Center, Post Office Box 33427, Saint Paul, Minnesota 55133-3427 (US).

Declarations under Rule 4.17:

- as to applicant's entitlement to apply for and be granted a patent (Rule 4.17(ii))
- as to the applicant's entitlement to claim the priority of the earlier application (Rule 4.17(iii))

Published:

- without international search report and to be republished upon receipt of that report

For two-letter codes and other abbreviations, refer to the "Guidance Notes on Codes and Abbreviations" appearing at the beginning of each regular issue of the PCT Gazette.

(54) Title: SUBSTITUTED IMIDAZOQUINOLINES AND IMIDAZONAPHTHYRIDINES

(57) Abstract: Imidazoquinolines and imidazonaphthyridines with a substituent containing a functional group, e.g., an amide, sulfonamide, urea, or heterocyclyl group, at the 6, 7, 8, or 9-position, pharmaceutical compositions containing the compounds, intermediates, methods of making and methods of use of these compounds as immunomodulators, for inducing cytokine biosynthesis in animals and in the treatment of diseases including viral and neoplastic diseases are disclosed.



WO 2006/091394 A2

SUBSTITUTED IMIDAZOQUINOLINES AND IMIDAZONAPHTHYRIDINES

5 CROSS REFERENCE TO RELATED APPLICATIONS

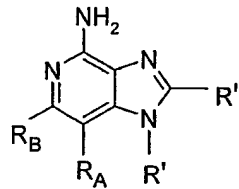
The present invention claims priority to U.S. Provisional Application Serial No. 60/652239, filed February 11, 2005, which is incorporated herein by reference.

BACKGROUND

10 Certain compounds have been found to be useful as immune response modifiers (IRMs), rendering them useful in the treatment of a variety of disorders. However, there continues to be interest in and a need for compounds that have the ability to modulate the immune response, by induction of cytokine biosynthesis or other mechanisms.

15 SUMMARY

The present invention provides a new class of compounds that are useful in inducing cytokine biosynthesis in animals. Such compounds are of the following Formula I:



20 I
wherein R_A , R_B , R' , and R'' are as defined below.

The compounds of Formula I are useful as immune response modifiers due to their ability to induce cytokine biosynthesis (e.g., induces the synthesis of at least one cytokine) and otherwise modulate the immune response when administered to animals. This makes
25 the compounds useful in the treatment of a variety of conditions such as viral diseases and tumors that are responsive to such changes in the immune response.

The invention further provides pharmaceutical compositions containing an effective amount of a compound of Formula I and methods of inducing cytokine biosynthesis in an animal, treating a viral infection or disease and/or treating a neoplastic

disease in an animal by administering an effective amount of a compound of Formula I to the animal.

In addition, methods of synthesizing compounds of Formula I and intermediates useful in the synthesis of these compounds are provided.

5 As used herein, "a," "an," "the," "at least one," and "one or more" are used interchangeably.

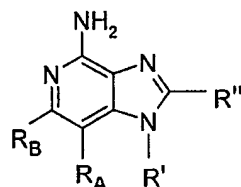
The terms "comprises" and variations thereof do not have a limiting meaning where these terms appear in the description and claims.

10 The above summary of the present invention is not intended to describe each disclosed embodiment or every implementation of the present invention. The description that follows more particularly exemplifies illustrative embodiments. In several places throughout the description, guidance is provided through lists of examples, which examples can be used in various combinations. In each instance, the recited list serves only as a representative group and should not be interpreted as an exclusive list.

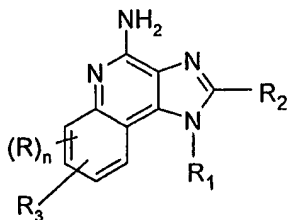
15

DETAILED DESCRIPTION OF ILLUSTRATIVE EMBODIMENTS OF THE INVENTION

The present invention provides compounds of the following Formulas I through VII:

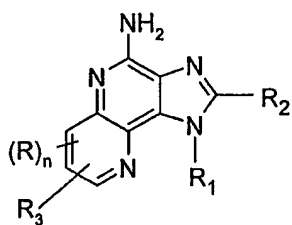


I

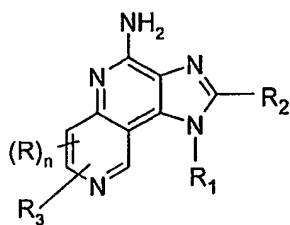


II

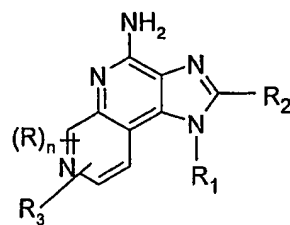
20



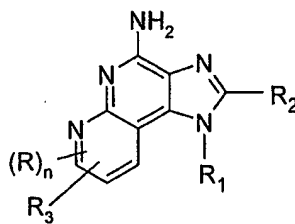
III



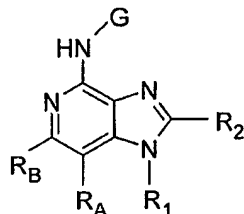
IV



V



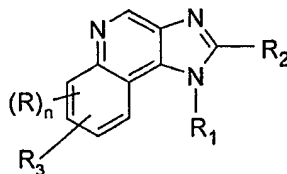
VI



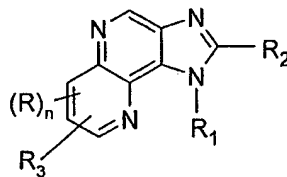
VII

5

as well as intermediates of the following Formulas X and XI:



X

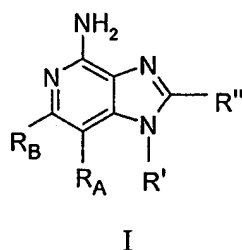


XI

10

wherein R_A , R_B , R' , R'' , R , R_1 , R_2 , R_3 , G , and n are as defined below;
and pharmaceutically acceptable salts thereof.

In one embodiment, the present invention provides a compound of Formula I:



wherein:

R_A and R_B taken together form a fused benzene ring or fused pyridine ring wherein
 5 the benzene ring or pyridine ring is substituted by one R_3 group, or substituted by one R_3
 group and one R group;

R_3 is selected from the group consisting of:

- Z-Y- R_4 ,
- Z-Y-X-Y- R_4 ,
- 10 -Z- R_5 ,
- Z-Het,
- Z-Het'- R_4 , and
- Z-Het'-Y- R_4 ;

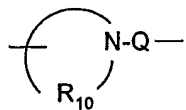
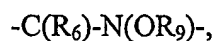
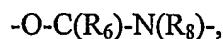
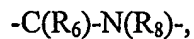
R is selected from the group consisting of alkyl, alkoxy, hydroxy, halogen, and
 15 trifluoromethyl;

R' and R'' are independently selected from the group consisting of hydrogen and
 non-interfering substituents;

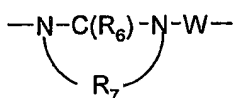
Z is selected from the group consisting of a bond, alkylene, alkenylene, and
 alkynylene; wherein alkylene, alkenylene, and alkynylene can be optionally interrupted
 20 with one or more -O- groups;

Y is selected from the group consisting of:

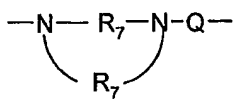
- O-,
- S(O)₀₋₂-,
- S(O)₂-N(R_8)-,
- 25 -C(R_6)-,
- C(R_6)-O-,
- O-C(R_6)-,
- O-C(O)-O-,
- N(R_8)-Q-,



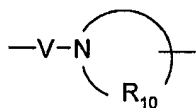
,



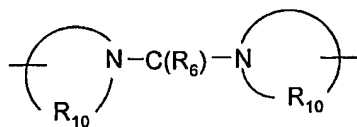
,



,



, and



;

Het is heterocyclyl which can be unsubstituted or substituted by one or more substituents independently selected from the group consisting of alkyl, alkoxy, haloalkyl, haloalkoxy, halogen, nitro, hydroxy, hydroxyalkyl, cyano, hydroxyalkyleneoxyalkylenyl, amino, alkylamino, dialkylamino, and oxo;

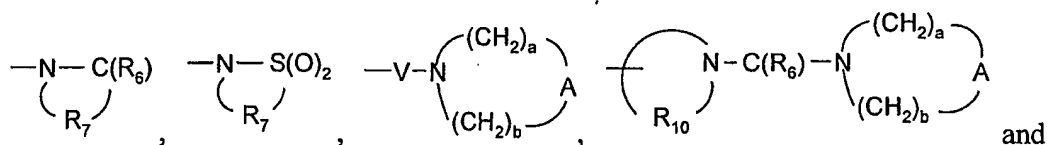
Het' is heterocyclylene which can be unsubstituted or substituted by one or more substituents independently selected from the group consisting of alkyl, alkoxy, haloalkyl, haloalkoxy, halogen, nitro, hydroxy, hydroxyalkyl, cyano, amino, alkylamino, dialkylamino, and oxo;

X is selected from the group consisting of alkylene, alkenylene, alkynylene, arylene, heteroarylene, and heterocyclylene wherein the alkylene, alkenylene, and alkynylene groups can be optionally interrupted or terminated with arylene, heteroarylene, or heterocyclylene, and optionally interrupted by one or more -O- groups;

R₄ is selected from the group consisting of hydrogen, alkyl, alkenyl, alkynyl, aryl, arylalkylenyl, aryloxyalkylenyl, alkylarylenyl, heteroaryl, heteroarylalkylenyl, heteroaryloxyalkylenyl, alkylheteroarylenyl, and heterocyclyl wherein the alkyl, alkenyl, alkynyl, aryl, arylalkylenyl, aryloxyalkylenyl, alkylarylenyl, heteroaryl,

heteroarylalkylenyl, heteroaryloxyalkylenyl, alkylheteroarylenyl, and heterocyclyl groups can be unsubstituted or substituted by one or more substituents independently selected from the group consisting of alkyl, alkoxy, hydroxyalkyl, haloalkyl, haloalkoxy, halogen, nitro, hydroxy, mercapto, cyano, aryl, aryloxy, arylalkyleneoxy, heteroaryl, heteroaryloxy, heteroarylalkyleneoxy, heterocyclyl, amino, alkylamino, dialkylamino, (dialkylamino)alkyleneoxy, and in the case of alkyl, alkenyl, alkynyl, and heterocyclyl, oxo;

R₅ is selected from the group consisting of:



10 -C≡N;

R₆ is selected from the group consisting of =O and =S;

R₇ is C₂₋₇ alkylene;

R₈ is selected from the group consisting of hydrogen, alkyl, alkoxyalkylenyl, hydroxyalkylenyl, arylalkylenyl, and heteroarylalkylenyl;

15 R₉ is selected from the group consisting of hydrogen and alkyl;

R₁₀ is C₃₋₈ alkylene;

A is selected from the group consisting of -O-, -CH₂-, -C(O)-, -S(O)₀₋₂-, and -N(R₄)-;

20 Q is selected from the group consisting of a bond, -C(R₆)-, -C(R₆)-C(R₆)-, -S(O)₂-, -C(R₆)-N(R₈)-W-, -S(O)₂-N(R₈)-, -C(R₆)-O-, and -C(R₆)-N(OR₉)-;

V is selected from the group consisting of -C(R₆)-, -O-C(R₆)-, -N(R₈)-C(R₆)-, and -S(O)₂-;

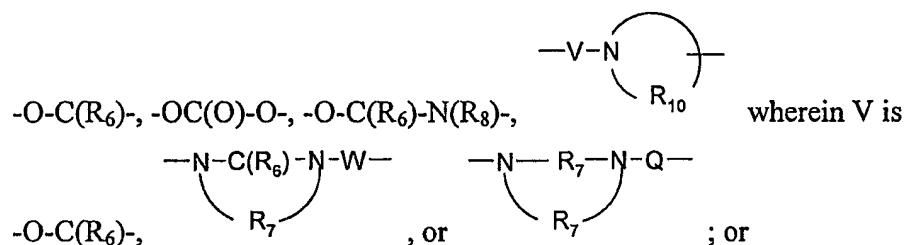
W is selected from the group consisting of a bond, -C(O)-, and -S(O)₂-; and

a and b are independently integers from 1 to 6 with the proviso that a + b is ≤ 7;

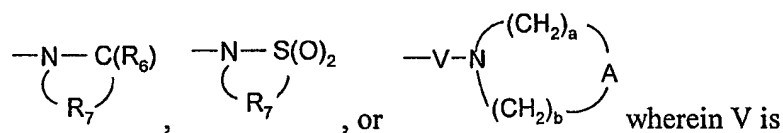
25 with the proviso that when R¹ is heterocyclyl, then heterocyclyl is attached to the imidazo ring by an atom in heterocyclyl other than a nitrogen atom; and

with the proviso that Z is other than a bond when:

R₃ is -Z-Y-R₄ or -Z-Y-X-Y-R₄, and the Y group bonded to Z is -O-,



R₃ is -Z-R₅, and R₅ is



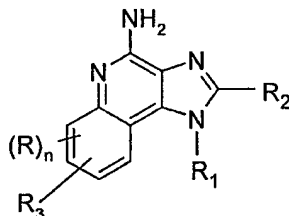
5 $-O-C(R_6)-$; or

R₃ is -Z-Het, -Z-Het'-R₄, or -Z-Het'-Y-R₄, and Z is attached to a nitrogen atom in Het or Het';

and with the further proviso that R₃ is other than -NH₂;

or a pharmaceutically acceptable salt thereof.

10 In another embodiment, the present invention provides a compound of Formula II:



II

wherein:

R₃ is selected from the group consisting of:

- 15 $-Z-Y-R_4$,
 $-Z-Y-X-Y-R_4$,
 $-Z-R_5$,
 $-Z-Het$,
 $-Z-Het'-R_4$, and
 20 $-Z-Het'-Y-R_4$;

R is selected from the group consisting of alkyl, alkoxy, hydroxy, halogen, and trifluoromethyl;

n is 0 or 1;

R₁ is selected from the group consisting of:

- R₄,
- X-R₄,
- X-Y-R₄,
- X-Y-X-Y-R₄, and
- X-R₅;

5

R₂ is selected from the group consisting of:

- R₄,
- X-R₄,
- X-Y-R₄, and
- X-R₅;

10

Z is selected from the group consisting of a bond, alkylene, alkenylene, and alkynylene; wherein alkylene, alkenylene, and alkynylene can be optionally interrupted with one or more -O- groups;

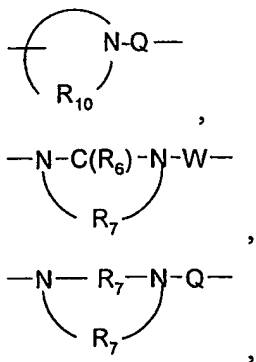
Y is selected from the group consisting of:

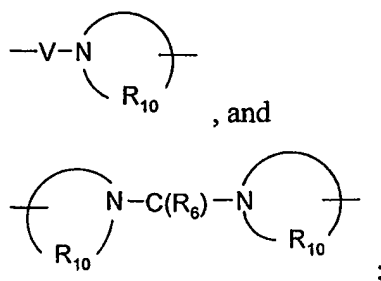
15

- O-,
- S(O)₀₋₂-,
- S(O)₂-N(R₈)-,
- C(R₆)-,
- C(R₆)-O-,
- O-C(R₆)-,
- O-C(O)-O-,
- N(R₈)-Q-,
- C(R₆)-N(R₈)-,
- O-C(R₆)-N(R₈)-,
- C(R₆)-N(OR₉)-,

20

25





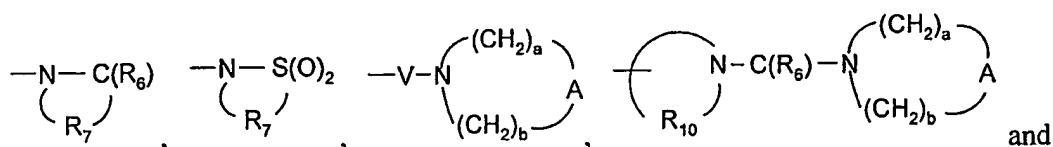
Het is heterocyclyl which can be unsubstituted or substituted by one or more substituents independently selected from the group consisting of alkyl, alkoxy, haloalkyl, haloalkoxy, halogen, nitro, hydroxy, hydroxyalkyl, cyano, hydroxyalkyleneoxyalkylenyl, amino, alkylamino, dialkylamino, and oxo;

Het' is heterocyclylene which can be unsubstituted or substituted by one or more substituents independently selected from the group consisting of alkyl, alkoxy, haloalkyl, haloalkoxy, halogen, nitro, hydroxy, hydroxyalkyl, cyano, amino, alkylamino, dialkylamino, and oxo;

X is selected from the group consisting of alkylene, alkenylene, alkynylene, arylene, heteroarylene, and heterocyclylene wherein the alkylene, alkenylene, and alkynylene groups can be optionally interrupted or terminated with arylene, heteroarylene, or heterocyclylene, and optionally interrupted by one or more -O- groups;

R₄ is selected from the group consisting of hydrogen, alkyl, alkenyl, alkynyl, aryl, arylalkylenyl, aryloxyalkylenyl, alkylarylenyl, heteroaryl, heteroarylalkylenyl, heteroaryloxyalkylenyl, alkylheteroarylenyl, and heterocyclyl wherein the alkyl, alkenyl, alkynyl, aryl, arylalkylenyl, aryloxyalkylenyl, alkylarylenyl, heteroaryl, heteroarylalkylenyl, heteroaryloxyalkylenyl, alkylheteroarylenyl, and heterocyclyl groups can be unsubstituted or substituted by one or more substituents independently selected from the group consisting of alkyl, alkoxy, hydroxyalkyl, haloalkyl, haloalkoxy, halogen, nitro, hydroxy, mercapto, cyano, aryl, aryloxy, arylalkyleneoxy, heteroaryl, heteroaryloxy, heteroarylalkyleneoxy, heterocyclyl, amino, alkylamino, dialkylamino, (dialkylamino)alkyleneoxy, and in the case of alkyl, alkenyl, alkynyl, and heterocyclyl, oxo;

R₅ is selected from the group consisting of:



-C≡N;

R₆ is selected from the group consisting of =O and =S;

R₇ is C₂₋₇ alkylene;

5 R₈ is selected from the group consisting of hydrogen, alkyl, alkoxyalkylenyl, hydroxyalkylenyl, arylalkylenyl, and heteroarylalkylenyl;

R₉ is selected from the group consisting of hydrogen and alkyl;

R₁₀ is C₃₋₈ alkylene;

A is selected from the group consisting of -O-, -CH₂-, -C(O)-, -S(O)₀₋₂-, and

10 -N(R₄)-;

Q is selected from the group consisting of a bond, -C(R₆)-, -C(R₆)-C(R₆)-, -S(O)₂-, -C(R₆)-N(R₈)-W-, -S(O)₂-N(R₈)-, -C(R₆)-O-, and -C(R₆)-N(OR₉)-;

V is selected from the group consisting of -C(R₆)-, -O-C(R₆)-, -N(R₈)-C(R₆)-, and -S(O)₂-;

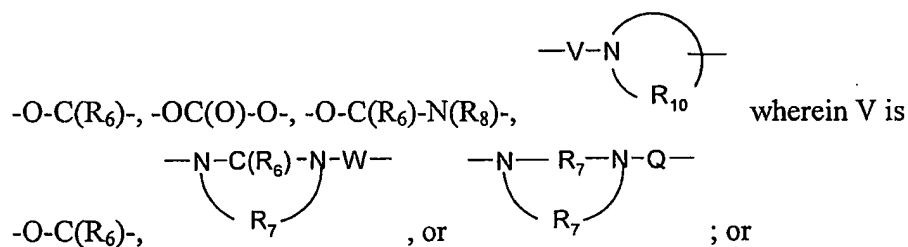
15 W is selected from the group consisting of a bond, -C(O)-, and -S(O)₂-; and

a and b are independently integers from 1 to 6 with the proviso that a + b is ≤ 7;

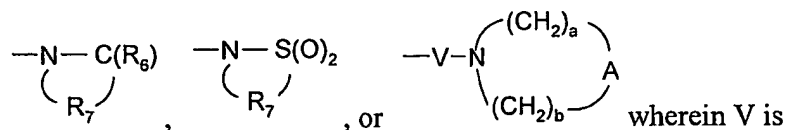
with the proviso that when R₁ is R₄, and R₄ is heterocyclyl, then heterocyclyl is attached to the imidazo ring by an atom in heterocyclyl other than a nitrogen atom; and

with the proviso that Z is other than a bond when:

20 R₃ is -Z-Y-R₄ or -Z-Y-X-Y-R₄, and the Y group bonded to Z is -O-,



R₃ is -Z-R₅, and R₅ is



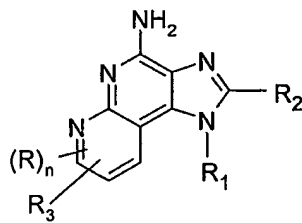
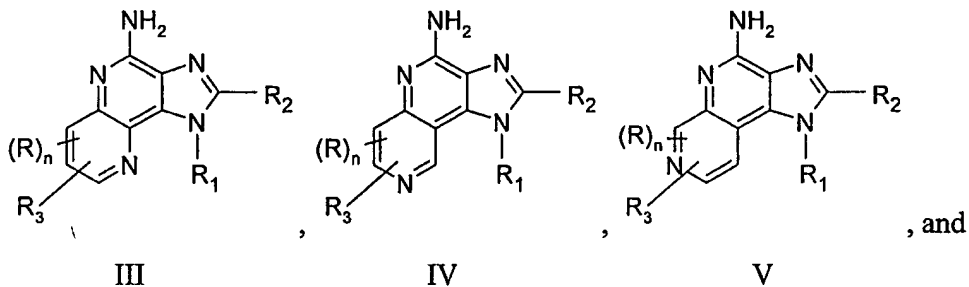
25 -O-C(R₆)-; or

R_3 is $-Z\text{-Het}$, $-Z\text{-Het}'\text{-}R_4$, or $-Z\text{-Het}'\text{-}Y\text{-}R_4$, and Z is attached to a nitrogen atom in Het or Het' ;

and with the further proviso that R_3 is other than $-\text{NH}_2$;

or a pharmaceutically acceptable salt thereof.

5 In another embodiment, the present invention provides a compound selected from the group consisting Formulas III, IV, V, and VI:



10 VI

wherein:

R_3 is selected from the group consisting of:

- $-Z\text{-}Y\text{-}R_4$,
- $-Z\text{-}Y\text{-}X\text{-}Y\text{-}R_4$,
- 15 $-Z\text{-}R_5$,
- $-Z\text{-}\text{Het}$,
- $-Z\text{-}\text{Het}'\text{-}R_4$, and
- $-Z\text{-}\text{Het}'\text{-}Y\text{-}R_4$;

20 R is selected from the group consisting of alkyl, alkoxy, hydroxy, halogen, and trifluoromethyl;

n is 0 or 1;

R_1 is selected from the group consisting of:

- $-R_4$,
- $-X\text{-}R_4$,
- 25 $-X\text{-}Y\text{-}R_4$,

-X-Y-X-Y-R₄, and

-X-R₅;

R₂ is selected from the group consisting of:

5

-R₄,

-X-R₄,

-X-Y-R₄, and

-X-R₅;

10

Z is selected from the group consisting of a bond, alkylene, alkenylene, and alkynylene; wherein alkylene, alkenylene, and alkynylene can be optionally interrupted with one or more -O- groups;

Y is selected from the group consisting of:

15

-O-,

-S(O)₀₋₂-,

-S(O)₂-N(R₈)-,

-C(R₆)-,

-C(R₆)-O-,

-O-C(R₆)-,

-O-C(O)-O-,

-N(R₈)-Q-,

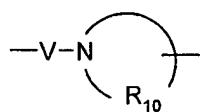
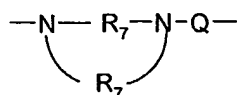
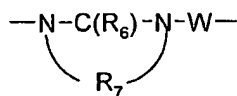
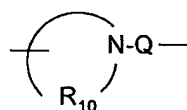
20

-C(R₆)-N(R₈)-,

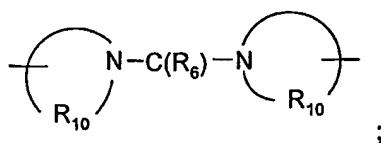
-O-C(R₆)-N(R₈)-,

-C(R₆)-N(OR₉)-,

25



, and



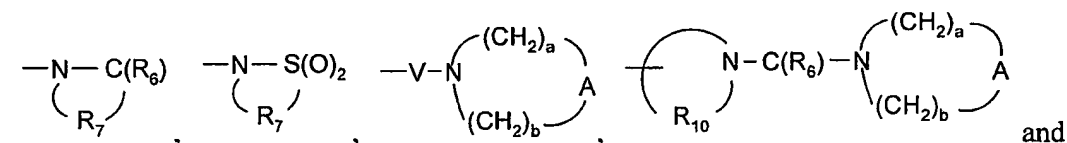
Het is heterocyclyl which can be unsubstituted or substituted by one or more substituents independently selected from the group consisting of alkyl, alkoxy, haloalkyl, haloalkoxy, halogen, nitro, hydroxy, hydroxyalkyl, cyano, hydroxyalkyleneoxyalkylenyl, amino, alkylamino, dialkylamino, and oxo;

Het' is heterocyclylene which can be unsubstituted or substituted by one or more substituents independently selected from the group consisting of alkyl, alkoxy, haloalkyl, haloalkoxy, halogen, nitro, hydroxy, hydroxyalkyl, cyano, amino, alkylamino, dialkylamino, and oxo;

X is selected from the group consisting of alkylene, alkenylene, alkynylene, arylene, heteroarylene, and heterocyclylene wherein the alkylene, alkenylene, and alkynylene groups can be optionally interrupted or terminated with arylene, heteroarylene, or heterocyclylene, and optionally interrupted by one or more -O- groups;

R₄ is selected from the group consisting of hydrogen, alkyl, alkenyl, alkynyl, aryl, arylalkylenyl, aryloxyalkylenyl, alkylarylenyl, heteroaryl, heteroarylalkylenyl, heteroaryloxyalkylenyl, alkylheteroarylenyl, and heterocyclyl wherein the alkyl, alkenyl, alkynyl, aryl, arylalkylenyl, aryloxyalkylenyl, alkylarylenyl, heteroaryl, heteroarylalkylenyl, heteroaryloxyalkylenyl, alkylheteroarylenyl, and heterocyclyl groups can be unsubstituted or substituted by one or more substituents independently selected from the group consisting of alkyl, alkoxy, hydroxyalkyl, haloalkyl, haloalkoxy, halogen, nitro, hydroxy, mercapto, cyano, aryl, aryloxy, arylalkyleneoxy, heteroaryl, heteroaryloxy, heteroarylalkyleneoxy, heterocyclyl, amino, alkylamino, dialkylamino, (dialkylamino)alkyleneoxy, and in the case of alkyl, alkenyl, alkynyl, and heterocyclyl, oxo;

R₅ is selected from the group consisting of:



-C≡N;

R₆ is selected from the group consisting of =O and =S;

R₇ is C₂₋₇ alkylene;

R₈ is selected from the group consisting of hydrogen, alkyl, alkoxyalkylenyl, hydroxyalkylenyl, arylalkylenyl, and heteroarylalkylenyl;

R₉ is selected from the group consisting of hydrogen and alkyl;

5 R₁₀ is C₃₋₈ alkylene;

A is selected from the group consisting of -O-, -CH₂-, -C(O)-, -S(O)₀₋₂-, and -N(R₄)-;

Q is selected from the group consisting of a bond, -C(R₆)-, -C(R₆)-C(R₆)-, -S(O)₂-, -C(R₆)-N(R₈)-W-, -S(O)₂-N(R₈)-, -C(R₆)-O-, and -C(R₆)-N(OR₉)-;

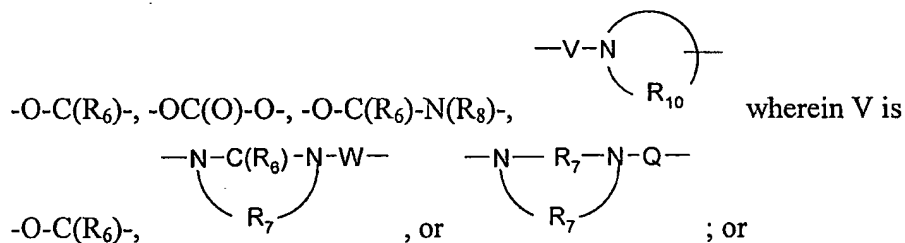
10 V is selected from the group consisting of -C(R₆)-, -O-C(R₆)-, -N(R₈)-C(R₆)-, and -S(O)₂-;

W is selected from the group consisting of a bond, -C(O)-, and -S(O)₂-; and

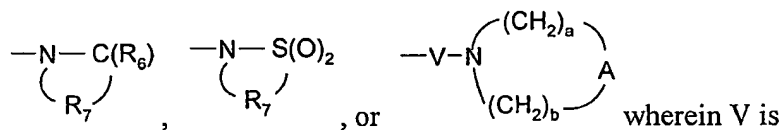
a and b are independently integers from 1 to 6 with the proviso that a + b ≤ 7;

with the proviso that Z is other than a bond when:

15 R₃ is -Z-Y-R₄ or -Z-Y-X-Y-R₄, and the Y group bonded to Z is -O-,



R₃ is -Z-R₅, and R₅ is

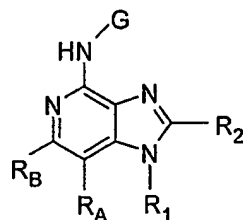


20 -O-C(R₆)-; or

R₃ is -Z-Het, -Z-Het'-R₄, or -Z-Het'-Y-R₄, and Z is attached to a nitrogen atom in Het or Het';

or a pharmaceutically acceptable salt thereof.

25 In another embodiment, the present invention provides a compound of Formula VII, which is a prodrug:



VII

wherein:

G is selected from the group consisting of:

- 5 -C(O)-R^{'''},
 α -aminoacyl,
 α -aminoacyl- α -aminoacyl,
 -C(O)-O-R^{'''},
 -C(O)-N(R^{''''})R^{'''},
 10 -C(=NY₁)-R^{'''},
 -CH(OH)-C(O)-OY₁,
 -CH(OC₁₋₄ alkyl)Y₀,
 -CH₂Y₂, and
 -CH(CH₃)Y₂;

- 15 R^{'''} and R^{''''} are independently selected from the group consisting of C₁₋₁₀ alkyl, C₃₋₇ cycloalkyl, phenyl, and benzyl, each of which may be unsubstituted or substituted by one or more substituents independently selected from the group consisting of halogen, hydroxy, nitro, cyano, carboxy, C₁₋₆ alkyl, C₁₋₄ alkoxy, aryl, heteroaryl, aryl-C₁₋₄ alkylenyl, heteroaryl-C₁₋₄ alkylenyl, halo-C₁₋₄ alkylenyl, halo-C₁₋₄ alkoxy, -O-C(O)-CH₃,
 20 -C(O)-O-CH₃, -C(O)-NH₂, -O-CH₂-C(O)-NH₂, -NH₂, and -S(O)₂-NH₂, with the proviso that R^{''''} can also be hydrogen;

α -aminoacyl is an α -aminoacyl group derived from an α -amino acid selected from the group consisting of racemic, D-, and L-amino acids;

Y₁ is selected from the group consisting of hydrogen, C₁₋₆ alkyl, and benzyl;

- 25 Y₀ is selected from the group consisting of C₁₋₆ alkyl, carboxy-C₁₋₆ alkylenyl, amino-C₁₋₄ alkylenyl, mono-*N*-C₁₋₆ alkylamino-C₁₋₄ alkylenyl, and di-*N,N*-C₁₋₆ alkylamino-C₁₋₄ alkylenyl;

Y₂ is selected from the group consisting of mono-*N*-C₁₋₆ alkylamino,

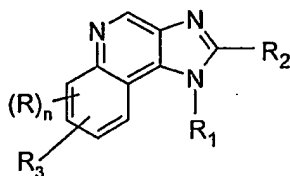
di-*N,N*-C₁₋₆ alkylamino, morpholin-4-yl, piperidin-1-yl, pyrrolidin-1-yl, and
4-C₁₋₄ alkylpiperazin-1-yl;

R_A and R_B are defined as in Formula I above;

R₁ and R₂ are as defined as in Formula II above;

5 or a pharmaceutically acceptable salt thereof.

In one embodiment, the present invention provides an intermediate compound of
Formula X:



X

10 wherein:

R₃ is selected from the group consisting of:

-Z-Y-R₄,

-Z-Y-X-Y-R₄,

-Z-R₅,

15 -Z-Het,

-Z-Het'-R₄, and

-Z-Het'-Y-R₄;

R is selected from the group consisting of alkyl, alkoxy, hydroxy, halogen, and
trifluoromethyl;

20 n is 0 or 1;

R₁ is selected from the group consisting of:

-R₄,

-X-R₄,

-X-Y-R₄,

25 -X-Y-X-Y-R₄, and

-X-R₅;

R₂ is selected from the group consisting of:

-R₄,

-X-R₄,

-X-Y-R₄, and

-X-R₅;

Z is selected from the group consisting of a bond, alkylene, alkenylene, and alkynylene; wherein alkylene, alkenylene, and alkynylene can be optionally interrupted with one or more -O- groups;

Y is selected from the group consisting of:

-O-,

-S(O)₀₋₂-,

-S(O)₂-N(R₈)-,

-C(R₆)-,

-C(R₆)-O-,

-O-C(R₆)-,

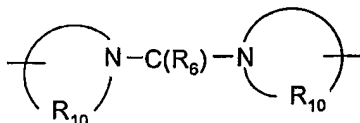
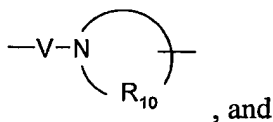
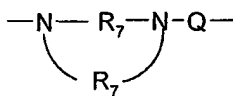
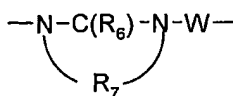
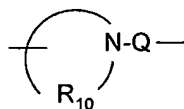
-O-C(O)-O-,

-N(R₈)-Q-,

-C(R₆)-N(R₈)-,

-O-C(R₆)-N(R₈)-,

-C(R₆)-N(OR₉)-,



Het is heterocyclyl which can be unsubstituted or substituted by one or more substituents independently selected from the group consisting of alkyl, alkoxy, haloalkyl,

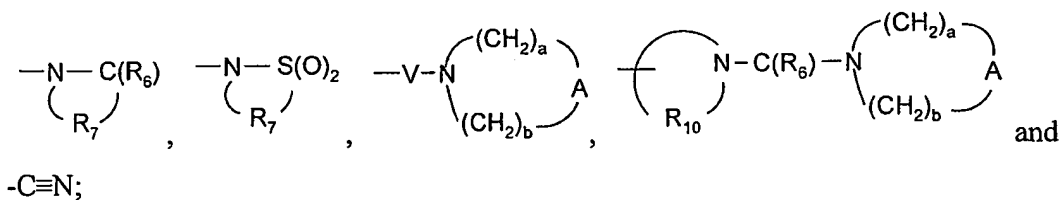
haloalkoxy, halogen, nitro, hydroxy, hydroxyalkyl, cyano, hydroxyalkyleneoxyalkylenyl, amino, alkylamino, dialkylamino, and oxo;

Het' is heterocyclene which can be unsubstituted or substituted by one or more substituents independently selected from the group consisting of alkyl, alkoxy, haloalkyl, haloalkoxy, halogen, nitro, hydroxy, hydroxyalkyl, cyano, amino, alkylamino, dialkylamino, and oxo;

X is selected from the group consisting of alkylene, alkenylene, alkynylene, arylene, heteroarylene, and heterocyclene wherein the alkylene, alkenylene, and alkynylene groups can be optionally interrupted or terminated with arylene, heteroarylene, or heterocyclene, and optionally interrupted by one or more -O- groups;

R₄ is selected from the group consisting of hydrogen, alkyl, alkenyl, alkynyl, aryl, arylalkylenyl, aryloxyalkylenyl, alkylarylenyl, heteroaryl, heteroarylalkylenyl, heteroaryloxyalkylenyl, alkylheteroarylenyl, and heterocyclyl wherein the alkyl, alkenyl, alkynyl, aryl, arylalkylenyl, aryloxyalkylenyl, alkylarylenyl, heteroaryl, heteroarylalkylenyl, heteroaryloxyalkylenyl, alkylheteroarylenyl, and heterocyclyl groups can be unsubstituted or substituted by one or more substituents independently selected from the group consisting of alkyl, alkoxy, hydroxyalkyl, haloalkyl, haloalkoxy, halogen, nitro, hydroxy, mercapto, cyano, aryl, aryloxy, arylalkyleneoxy, heteroaryl, heteroaryloxy, heteroarylalkyleneoxy, heterocyclyl, amino, alkylamino, dialkylamino, (dialkylamino)alkyleneoxy, and in the case of alkyl, alkenyl, alkynyl, and heterocyclyl, oxo;

R₅ is selected from the group consisting of:



R₆ is selected from the group consisting of =O and =S;

R₇ is C₂₋₇ alkylene;

R₈ is selected from the group consisting of hydrogen, alkyl, alkoxyalkylenyl, hydroxyalkylenyl, arylalkylenyl, and heteroarylalkylenyl;

R₉ is selected from the group consisting of hydrogen and alkyl;

R₁₀ is C₃₋₈ alkylene;

A is selected from the group consisting of -O-, -CH₂-, -C(O)-, -S(O)₀₋₂-, and -N(R₄)-;

Q is selected from the group consisting of a bond, -C(R₆)-, -C(R₆)-C(R₆)-, -S(O)₂-, -C(R₆)-N(R₈)-W-, -S(O)₂-N(R₈)-, -C(R₆)-O-, and -C(R₆)-N(OR₉)-;

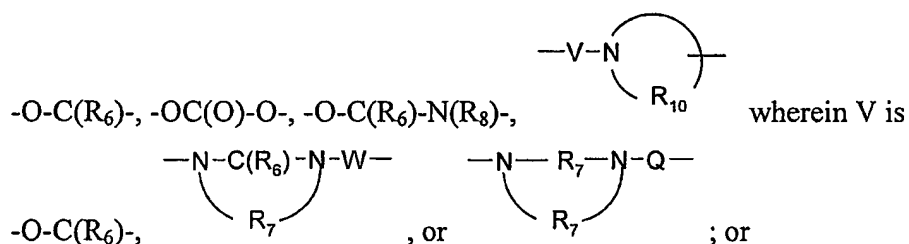
5 V is selected from the group consisting of -C(R₆)-, -O-C(R₆)-, -N(R₈)-C(R₆)-, and -S(O)₂-;

W is selected from the group consisting of a bond, -C(O)-, and -S(O)₂-; and

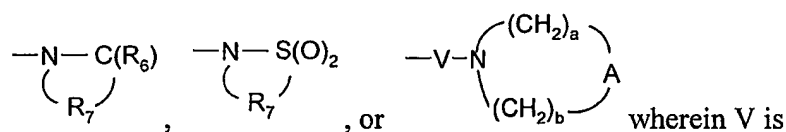
a and b are independently integers from 1 to 6 with the proviso that a + b is ≤ 7;

with the proviso that Z is other than a bond when:

10 R₃ is -Z-Y-R₄ or -Z-Y-X-Y-R₄, and the Y group bonded to Z is -O-,



R₃ is -Z-R₅, and R₅ is



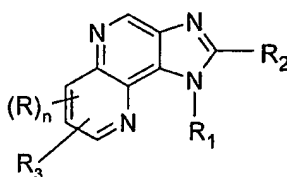
15 -O-C(R₆)-; or

R₃ is -Z-Het, -Z-Het'-R₄, or -Z-Het'-Y-R₄, and Z is attached to a nitrogen atom in Het or Het';

and with the further proviso that R₃ is other than -NH₂;

or a pharmaceutically acceptable salt thereof.

20 In one embodiment, the present invention provides an intermediate compound of Formula XI:



XI

wherein:

R₃ is selected from the group consisting of:

- Z-Y-R₄,
- Z-Y-X-Y-R₄,
- Z-R₅,
- 5 -Z-Het,
- Z-Het'-R₄, and
- Z-Het'-Y-R₄;

R is selected from the group consisting of alkyl, alkoxy, hydroxy, halogen, and trifluoromethyl;

10 n is 0 or 1;

R₁ is selected from the group consisting of:

- R₄,
- X-R₄,
- X-Y-R₄,
- 15 -X-Y-X-Y-R₄, and
- X-R₅;

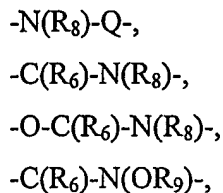
R₂ is selected from the group consisting of:

- R₄,
- X-R₄,
- 20 -X-Y-R₄, and
- X-R₅;

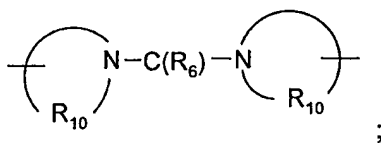
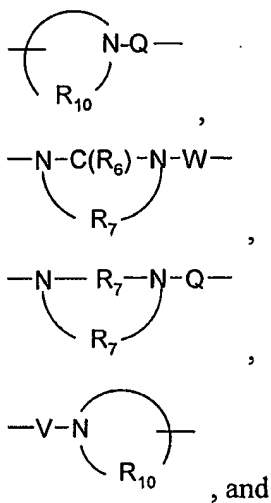
Z is selected from the group consisting of a bond, alkylene, alkenylene, and alkynylene; wherein alkylene, alkenylene, and alkynylene can be optionally interrupted with one or more -O- groups;

25 Y is selected from the group consisting of:

- O-,
- S(O)₀₋₂-,
- S(O)₂-N(R₈)-,
- C(R₆)-,
- 30 -C(R₆)-O-,
- O-C(R₆)-,
- O-C(O)-O-,



5



10

Het is heterocyclyl which can be unsubstituted or substituted by one or more substituents independently selected from the group consisting of alkyl, alkoxy, haloalkyl, haloalkoxy, halogen, nitro, hydroxy, hydroxyalkyl, cyano, hydroxyalkyleneoxyalkylenyl, amino, alkylamino, dialkylamino, and oxo;

15

Het' is heterocyclylene which can be unsubstituted or substituted by one or more substituents independently selected from the group consisting of alkyl, alkoxy, haloalkyl, haloalkoxy, halogen, nitro, hydroxy, hydroxyalkyl, cyano, amino, alkylamino, dialkylamino, and oxo;

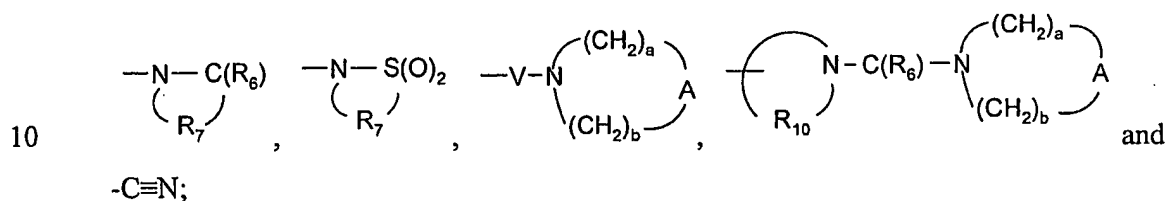
20

X is selected from the group consisting of alkylene, alkenylene, alkynylene, arylene, heteroarylene, and heterocyclylene wherein the alkylene, alkenylene, and alkynylene groups can be optionally interrupted or terminated with arylene, heteroarylene, or heterocyclylene, and optionally interrupted by one or more -O- groups;

R₄ is selected from the group consisting of hydrogen, alkyl, alkenyl, alkynyl, aryl, arylalkylenyl, aryloxyalkylenyl, alkylarylenyl, heteroaryl, heteroarylalkylenyl, heteroaryloxyalkylenyl, alkylheteroarylenyl, and heterocyclyl wherein the alkyl, alkenyl,

alkynyl, aryl, arylalkylenyl, aryloxyalkylenyl, alkylarylenyl, heteroaryl, heteroarylalkylenyl, heteroaryloxyalkylenyl, alkylheteroarylenyl, and heterocyclyl groups can be unsubstituted or substituted by one or more substituents independently selected from the group consisting of alkyl, alkoxy, hydroxyalkyl, haloalkyl, haloalkoxy, halogen, nitro, hydroxy, mercapto, cyano, aryl, aryloxy, arylalkyleneoxy, heteroaryl, heteroaryloxy, heteroarylalkyleneoxy, heterocyclyl, amino, alkylamino, dialkylamino, (dialkylamino)alkyleneoxy, and in the case of alkyl, alkenyl, alkynyl, and heterocyclyl, oxo;

R₅ is selected from the group consisting of:



R₆ is selected from the group consisting of =O and =S;

R₇ is C₂₋₇ alkylene;

15 R₈ is selected from the group consisting of hydrogen, alkyl, alkoxyalkylenyl, hydroxyalkylenyl, arylalkylenyl, and heteroarylalkylenyl;

R₉ is selected from the group consisting of hydrogen and alkyl;

R₁₀ is C₃₋₈ alkylene;

A is selected from the group consisting of -O-, -CH₂-, -C(O)-, -S(O)₀₋₂-, and -N(R₄)-;

20 Q is selected from the group consisting of a bond, -C(R₆)-, -C(R₆)-C(R₆)-, -S(O)₂-, -C(R₆)-N(R₈)-W-, -S(O)₂-N(R₈)-, -C(R₆)-O-, and -C(R₆)-N(OR₉)-;

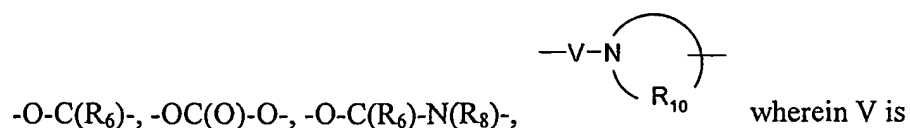
V is selected from the group consisting of -C(R₆)-, -O-C(R₆)-, -N(R₈)-C(R₆)-, and -S(O)₂-;

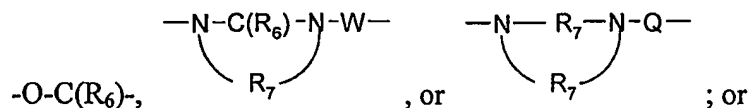
25 W is selected from the group consisting of a bond, -C(O)-, and -S(O)₂-; and

a and b are independently integers from 1 to 6 with the proviso that a + b is ≤ 7;

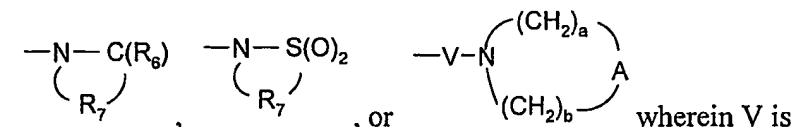
with the proviso that Z is other than a bond when:

R₃ is -Z-Y-R₄ or -Z-Y-X-Y-R₄, and the Y group bonded to Z is -O-,





R₃ is -Z-R₅, and R₅ is



-O-C(R₆)-; or

- 5 R₃ is -Z-Het, -Z-Het'-R₄, or -Z-Het'-Y-R₄, and Z is attached to a nitrogen atom in Het or Het';

or a pharmaceutically acceptable salt thereof.

10 Herein, "non-interfering" means that the ability of the compound or salt, which includes a non-interfering substituent, to modulate the biosynthesis of one or more cytokines is not destroyed by the non-interfering substituent. For certain embodiments, R' is hydrogen or a non-interfering substituent. Illustrative non-interfering R' groups include those described above for R₁. For certain embodiments, R'' is hydrogen or a non-interfering substituent. Illustrative non-interfering R'' groups include those described

15 above for R₂.

As used herein, the terms "alkyl," "alkenyl," "alkynyl" and the prefix "alk-" are inclusive of both straight chain and branched chain groups and of cyclic groups, e.g., cycloalkyl and cycloalkenyl. Unless otherwise specified, these groups contain from 1 to 20 carbon atoms, with alkenyl groups containing from 2 to 20 carbon atoms, and alkynyl

20 groups containing from 2 to 20 carbon atoms. In some embodiments, these groups have a total of up to 10 carbon atoms, up to 8 carbon atoms, up to 6 carbon atoms, or up to 4 carbon atoms. Cyclic groups can be monocyclic or polycyclic and preferably have from 3 to 10 ring carbon atoms. Exemplary cyclic groups include cyclopropyl, cyclopropylmethyl, cyclopentyl, cyclohexyl, adamantyl, and substituted and unsubstituted

25 bornyl, norbornyl, and norbornenyl.

Unless otherwise specified, "alkylene," "alkenylene," and "alkynylene" are the divalent forms of the "alkyl," "alkenyl," and "alkynyl" groups defined above. The terms, "alkylenyl," "alkenylenyl," and "alkynylenyl" are use when "alkylene," "alkenylene," and

"alkynylene," respectively, are substituted. For example, an arylalkylenyl group comprises an alkylene moiety to which an aryl group is attached.

The term "haloalkyl" is inclusive of groups that are substituted by one or more halogen atoms, including perfluorinated groups. This is also true of other groups that include the prefix "halo-." Examples of suitable haloalkyl groups are chloromethyl, trifluoromethyl, and the like.

The term "aryl" as used herein includes carbocyclic aromatic rings or ring systems. Examples of aryl groups include phenyl, naphthyl, biphenyl, fluorenyl and indenyl.

Unless otherwise indicated, the term "heteroatom" refers to the atoms O, S, or N.

The term "heteroaryl" includes aromatic rings or ring systems that contain at least one ring heteroatom (e.g., O, S, N). In some embodiments, the term "heteroaryl" includes a ring or ring system that contains 2-12 carbon atoms, 1-3 rings, 1-4 heteroatoms, and O, S, and N as the heteroatoms. Exemplary heteroaryl groups include furyl, thienyl, pyridyl, quinolinyl, isoquinolinyl, indolyl, isoindolyl, triazolyl, pyrrolyl, tetrazolyl, imidazolyl, pyrazolyl, oxazolyl, thiazolyl, benzofuranyl, benzothiophenyl, carbazolyl, benzoxazolyl, pyrimidinyl, benzimidazolyl, quinoxalyl, benzothiazolyl, naphthyridinyl, isoxazolyl, isothiazolyl, purinyl, quinazolinyl, pyrazinyl, 1-oxidopyridyl, pyridazinyl, triazinyl, tetrazinyl, oxadiazolyl, thiadiazolyl, and so on.

The term "heterocyclyl" includes non-aromatic rings or ring systems that contain at least one ring heteroatom (e.g., O, S, N) and includes all of the fully saturated and partially unsaturated derivatives of the above mentioned heteroaryl groups. In some embodiments, the term "heterocyclyl" includes a ring or ring system that contains 2-12 carbon atoms, 1-3 rings, 1-4 heteroatoms, and O, S, and N as the heteroatoms. Exemplary heterocyclyl groups include pyrrolidinyl, tetrahydrofuranyl, morpholinyl, thiomorpholinyl, 1,1-dioxothiomorpholinyl, piperidinyl, piperazinyl, thiazolidinyl, imidazolidinyl, isothiazolidinyl, tetrahydropyranyl, quinuclidinyl, homopiperidinyl (azepanyl), 1,4-oxazepanyl, homopiperazinyl (diazepanyl), 1,3-dioxolanyl, aziridinyl, azetidyl, dihydroisoquinolin-(1*H*)-yl, octahydroisoquinolin-(1*H*)-yl, dihydroquinolin-(2*H*)-yl, octahydroquinolin-(2*H*)-yl, dihydro-1*H*-imidazolyl, 3-azabicyclo[3.2.2]non-3-yl, 1,1-dioxidotetrahydrothien-3-yl, 2-oxopyrrolidin-1-yl, and the like.

The term "heterocyclyl" includes bicyclic and tricyclic heterocyclic ring systems. Such ring systems include fused and/or bridged rings and spiro rings. Fused rings can

include, in addition to a saturated or partially saturated ring, an aromatic ring, for example, a benzene ring. Spiro rings include two rings joined by one spiro atom and three rings joined by two spiro atoms.

5 When "heterocyclyl" contains a nitrogen atom, the point of attachment of the heterocyclyl group may be the nitrogen atom unless otherwise indicated.

The terms "arylene," "heteroarylene," and "heterocyclylene" are the divalent forms of the "aryl," "heteroaryl," and "heterocyclyl" groups defined above. The terms, "arylenyl," "heteroarylenyl," and "heterocyclenyl" are used when "arylene," "heteroarylene," and "heterocyclylene," respectively, are substituted. For example, an
10 alkylarylenyl group comprises an arylene moiety to which an alkyl group is attached.

When a group (or substituent or variable) is present more than once in any Formula described herein, each group (or substituent or variable) is independently selected, whether explicitly stated or not. For example, for the formula $-N(R_8)-C(R_6)-N(R_8)-$ each R_8 group is independently selected. In another example, when an R_2 and an R_3 group both contain
15 an R_4 group, each R_4 group is independently selected. In a further example, when more than one Y group is present and each Y group contains one or more R_8 groups, then each Y group is independently selected, and each R_8 group is independently selected.

The invention is inclusive of the compounds described herein in any of their pharmaceutically acceptable forms, including isomers (e.g., diastereomers and
20 enantiomers), salts, solvates, polymorphs, prodrugs, and the like. In particular, if a compound is optically active, the invention specifically includes each of the compound's enantiomers as well as racemic mixtures of the enantiomers. It should be understood that the term "compound" includes any or all of such forms, whether explicitly stated or not (although at times, "salts" are explicitly stated).

25 The term "prodrug" means a compound that can be transformed in vivo to yield an immune response modifying compound, including any of the salt, solvated, polymorphic, or isomeric forms described above. The prodrug, itself, may be an immune response modifying compound, including any of the salt, solvated, polymorphic, or isomeric forms described above. The transformation may occur by various mechanisms, such as through
30 a chemical (e.g., solvolysis or hydrolysis, for example, in the blood) or enzymatic biotransformation. A discussion of the use of prodrugs is provided by T. Higuchi and W. Stella, "Pro-drugs as Novel Delivery Systems," Vol. 14 of the A. C. S. Symposium Series,

and in *Bioreversible Carriers in Drug Design*, ed. Edward B. Roche, American Pharmaceutical Association and Pergamon Press, 1987.

For any of the compounds presented herein, each one of the following variables (e.g., Z, Y, X, R_A, R_B, R, R₁, R₂, R₃, Q, n, and so on) in any of its embodiments can be
5 combined with any one or more of the other variables in any of their embodiments and associated with any one of the formulas described herein, as would be understood by one of skill in the art. Each of the resulting combinations of variables is an embodiment of the present invention.

For certain embodiments of Formulas I or VII, R_A and R_B taken together form a
10 fused benzene ring or fused pyridine ring wherein the benzene ring or pyridine ring is substituted by one R₃ group, or substituted by one R₃ group and one R group.

For certain embodiments of Formulas I or VII, R_A and R_B are taken together to form a fused benzene ring wherein the benzene ring is substituted by one R₃ group, or substituted by one R₃ group and one R group;. In certain of these embodiments, the fused
15 benzene ring is substituted by one R₃ group.

For certain embodiments of Formulas I or VII, R_A and R_B are taken together to form a fused pyridine ring wherein the pyridine ring is substituted by one R₃ group, or substituted by one R₃ group and one R group. In certain of these embodiments, the fused
pyridine ring is substituted by one R₃ group.

For certain embodiments, including any one of the above embodiments of Formula
20 I, R' is R₁; wherein R₁ is selected from the group consisting of:

-R₄,
-X-R₄,
-X-Y-R₄,
25 -X-Y-X-Y-R₄, and
-X-R₅;

with the proviso that when R₁ is R₄, and R₄ is heterocyclyl, then heterocyclyl is attached to the imidazo ring by an atom in heterocyclyl other than a nitrogen atom.

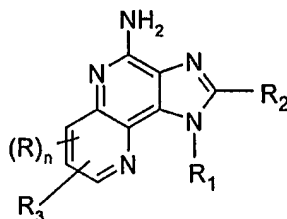
For certain embodiments, including any one of the above embodiments of Formula
30 I, R'' is R₂; wherein R₂ is selected from the group consisting of:

-R₄,
-X-R₄,

-X-Y-R₄, and

-X-R₅.

For certain embodiments, the compound selected from the group consisting of Formulas III, IV, V, and VI, or a pharmaceutically acceptable salt thereof is the compound of Formula III:



III

or a pharmaceutically acceptable salt thereof.

For certain embodiments, n is 0 in the above embodiments of Formulas II, III, IV, V, or VI.

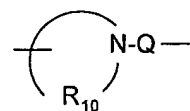
For certain embodiments, R is selected from the group consisting of alkyl, alkoxy, hydroxy, halogen, and trifluoromethyl.

For certain embodiments, R' is hydrogen or a non-interfering substituent.

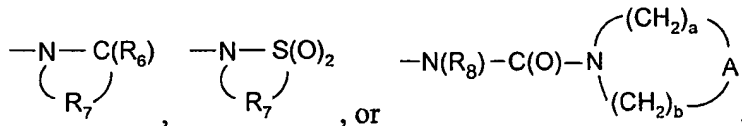
For certain embodiments, R' is a non-interfering substituent.

For certain embodiments, R' is R₁; wherein R₁ is selected from the group consisting of -R₄, -X-R₄, -X-Y-R₄, -X-Y-X-Y-R₄, and -X-R₅.

For certain embodiments, R' is R₁; wherein R₁ is selected from the group consisting of alkyl, arylalkylenyl, aryloxyalkylenyl, hydroxyalkyl, dihydroxyalkyl, alkoxyalkylenyl, alkylsulfonylalkylenyl, -X-Y-R₄, -X-R₅, and heterocyclalkylenyl; wherein the heterocycl of the heterocyclalkylenyl group is optionally substituted by one or more alkyl groups; wherein X is alkylene; Y is -N(R₈)-C(O)-, -N(R₈)-S(O)₂-, -N(R₈)-C(O)-N(R₈)-, or



; R₄ is alkyl, aryl, or heteroaryl; and R₅ is



For certain embodiments, R'' is hydrogen or a non-interfering substituent.

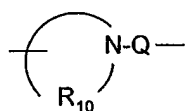
For certain embodiments, R" is a non-interfering substituent.

For certain embodiments, R" is R₂; wherein R₂ is selected from the group consisting of -R₄, -X-R₄, -X-Y'-R₄, and -X-R₅'.

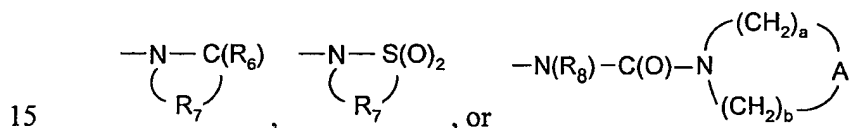
For certain embodiments, R" is R₂; wherein R₂ is selected from the group consisting of hydrogen, alkyl, alkoxyalkylenyl, and hydroxyalkylenyl.

For certain embodiments, R₁ is selected from the group consisting of -R₄, -X-R₄, -X-Y-R₄, -X-Y-X-Y-R₄, and -X-R₅.

For certain embodiments, including any one of the above embodiments wherein R₁ is present, R₁ is selected from the group consisting of alkyl, arylalkylenyl, aryloxyalkylenyl, hydroxyalkyl, dihydroxyalkyl, alkoxyalkylenyl, alkylsulfonylalkylenyl, -X-Y-R₄, -X-R₅, and heterocyclylalkylenyl; wherein the heterocyclyl of the heterocyclylalkylenyl group is optionally substituted by one or more alkyl groups; wherein X is alkylene; Y is -N(R₈)-C(O)-, -N(R₈)-S(O)₂-, -N(R₈)-C(O)-N(R₈)-, or



; R₄ is alkyl, aryl, or heteroaryl; and R₅ is



For certain embodiments, including any one of the above embodiments wherein R₁ is present, R₁ is selected from the group consisting of 2-hydroxy-2-methylpropyl, 2-methylpropyl, propyl, ethyl, methyl, 2,3-dihydroxypropyl, 3-isopropoxypropyl, 2-phenoxyethyl, 4-[(methylsulfonyl)amino]butyl, 2-methyl-2-[(methylsulfonyl)amino]propyl, 2-(acetylamino)-2-methylpropyl, 2-[[isopropylamino]carbonyl]amino}-2-methylpropyl, 4-[[isopropylamino]carbonyl]amino}butyl, 4-(1,1-dioxidoisothiazolidin-2-yl)butyl, tetrahydro-2*H*-pyran-4-ylmethyl, and (2,2-dimethyl-1,3-dioxolan-4-yl)methyl.

For certain embodiments, including any one of the above embodiments wherein R₁ is present except where excluded, R₁ is selected from the group consisting of 2-[(methylsulfonyl)amino]ethyl, 2-(1,1-dioxidoisothiazolidin-2-yl)ethyl, 3-(2-oxopyrrolidin-1-yl)propyl, and 2-[[isopropylamino]carbonyl]amino}ethyl.

For certain embodiments of Formulas III, IV, V, VI, or XI, when R₁ is R₄, and R₄ is heterocyclyl, then heterocyclyl is bonded to the imidazo ring by an atom in heterocyclyl that is other than nitrogen.

For certain embodiments, R_2 is selected from the group consisting of $-R_4$, $-X-R_4$, $-X-Y-R_4$, and $-X-R_5$.

For certain embodiments, including any one of the above embodiments wherein R_2 is present, R_2 is selected from the group consisting of hydrogen, alkyl, alkoxyalkylenyl, and hydroxyalkylenyl. For certain embodiments, R_2 is selected from the group consisting of hydrogen, alkyl, and alkoxyalkylenyl. For certain embodiments, R_2 is selected from the group consisting of alkyl and alkoxyalkylenyl. For certain embodiments, R_2 is selected from the group consisting of hydrogen, methyl, ethyl, propyl, butyl, ethoxymethyl, methoxymethyl, 2-methoxyethyl, hydroxymethyl, and 2-hydroxyethyl. For certain
 5
 10
 15
 20
 25
 30
 35
 40
 45
 50
 55
 60
 65
 70
 75
 80
 85
 90
 95
 100
 105
 110
 115
 120
 125
 130
 135
 140
 145
 150
 155
 160
 165
 170
 175
 180
 185
 190
 195
 200
 205
 210
 215
 220
 225
 230
 235
 240
 245
 250
 255
 260
 265
 270
 275
 280
 285
 290
 295
 300
 305
 310
 315
 320
 325
 330
 335
 340
 345
 350
 355
 360
 365
 370
 375
 380
 385
 390
 395
 400
 405
 410
 415
 420
 425
 430
 435
 440
 445
 450
 455
 460
 465
 470
 475
 480
 485
 490
 495
 500
 505
 510
 515
 520
 525
 530
 535
 540
 545
 550
 555
 560
 565
 570
 575
 580
 585
 590
 595
 600
 605
 610
 615
 620
 625
 630
 635
 640
 645
 650
 655
 660
 665
 670
 675
 680
 685
 690
 695
 700
 705
 710
 715
 720
 725
 730
 735
 740
 745
 750
 755
 760
 765
 770
 775
 780
 785
 790
 795
 800
 805
 810
 815
 820
 825
 830
 835
 840
 845
 850
 855
 860
 865
 870
 875
 880
 885
 890
 895
 900
 905
 910
 915
 920
 925
 930
 935
 940
 945
 950
 955
 960
 965
 970
 975
 980
 985
 990
 995

For certain embodiments, R_3 is selected from the group consisting of $-Z-Y-R_4$, $-Z-Y-X-Y-R_4$, $-Z-R_5$, $-Z-Het$, $-Z-Het'-R_4$, and $-Z-Het'-Y-R_4$.

For certain embodiments, including any one of the above embodiments, R_3 is $-Z-Y-R_4$ or $-Z-Y-X-Y-R_4$. For certain of these embodiments, R_3 is $-Z-Y-R_4$. In certain of these embodiments, Y is $-N(R_8)-Q-$, and R_4 is alkyl, aryl, heteroaryl, or heterocyclyl. In certain of these embodiments, Q is $-C(R_6)-$, $-S(O)_2-$, or $-C(R_6)-N(R_8)-$. For certain of these embodiments, Q is $-C(R_6)-$. Alternatively, for certain of these
 15
 20
 25
 30
 35
 40
 45
 50
 55
 60
 65
 70
 75
 80
 85
 90
 95
 100
 105
 110
 115
 120
 125
 130
 135
 140
 145
 150
 155
 160
 165
 170
 175
 180
 185
 190
 195
 200
 205
 210
 215
 220
 225
 230
 235
 240
 245
 250
 255
 260
 265
 270
 275
 280
 285
 290
 295
 300
 305
 310
 315
 320
 325
 330
 335
 340
 345
 350
 355
 360
 365
 370
 375
 380
 385
 390
 395
 400
 405
 410
 415
 420
 425
 430
 435
 440
 445
 450
 455
 460
 465
 470
 475
 480
 485
 490
 495
 500
 505
 510
 515
 520
 525
 530
 535
 540
 545
 550
 555
 560
 565
 570
 575
 580
 585
 590
 595
 600
 605
 610
 615
 620
 625
 630
 635
 640
 645
 650
 655
 660
 665
 670
 675
 680
 685
 690
 695
 700
 705
 710
 715
 720
 725
 730
 735
 740
 745
 750
 755
 760
 765
 770
 775
 780
 785
 790
 795
 800
 805
 810
 815
 820
 825
 830
 835
 840
 845
 850
 855
 860
 865
 870
 875
 880
 885
 890
 895
 900
 905
 910
 915
 920
 925
 930
 935
 940
 945
 950
 955
 960
 965
 970
 975
 980
 985
 990
 995

In certain embodiments, including any one of the above embodiments wherein R_3 is $-Z-Y-R_4$ or $-Z-Y-X-Y-R_4$, except where excluded, Y is $-C(R_6)-N(R_8)-$, and R_4 is alkyl, aryl, arylalkylenyl, heteroaryl, heteroarylalkylenyl, or heterocyclyl. For certain of these
 25
 30
 35
 40
 45
 50
 55
 60
 65
 70
 75
 80
 85
 90
 95
 100
 105
 110
 115
 120
 125
 130
 135
 140
 145
 150
 155
 160
 165
 170
 175
 180
 185
 190
 195
 200
 205
 210
 215
 220
 225
 230
 235
 240
 245
 250
 255
 260
 265
 270
 275
 280
 285
 290
 295
 300
 305
 310
 315
 320
 325
 330
 335
 340
 345
 350
 355
 360
 365
 370
 375
 380
 385
 390
 395
 400
 405
 410
 415
 420
 425
 430
 435
 440
 445
 450
 455
 460
 465
 470
 475
 480
 485
 490
 495
 500
 505
 510
 515
 520
 525
 530
 535
 540
 545
 550
 555
 560
 565
 570
 575
 580
 585
 590
 595
 600
 605
 610
 615
 620
 625
 630
 635
 640
 645
 650
 655
 660
 665
 670
 675
 680
 685
 690
 695
 700
 705
 710
 715
 720
 725
 730
 735
 740
 745
 750
 755
 760
 765
 770
 775
 780
 785
 790
 795
 800
 805
 810
 815
 820
 825
 830
 835
 840
 845
 850
 855
 860
 865
 870
 875
 880
 885
 890
 895
 900
 905
 910
 915
 920
 925
 930
 935
 940
 945
 950
 955
 960
 965
 970
 975
 980
 985
 990
 995

In certain embodiments, including any one of the above embodiments wherein R_3 is $-Z-Y-R_4$ or $-Z-Y-X-Y-R_4$, except where excluded, $-Y-R_4$ is $-C(O)-NH_2$.

In certain embodiments, including any one of the above embodiments wherein R_3 is $-Z-Y-X-Y-R_4$, except where excluded, Y in $-Z-Y-$ is $-C(O)-$, and Y in $-Y-R_4$ is selected

from the group consisting of -C(O)-NH-, -C(O)-, and -C(O)-O-. For certain of these embodiments, R₄ is alkyl, and when Y in -Y-R₄ is -C(O)-NH-, then R₄ can also be hydrogen. For certain of these embodiments, X is heterocyclylene or heterocyclylene-alkylene.

5 In certain embodiments, including any one of the above embodiments wherein R₃ is -Z-Y-R₄ or -Z-Y-X-Y-R₄, except where excluded, Y is -C(O)- and R₄ is heterocyclyl.

In certain embodiments, including any one of the above embodiments wherein R₃ is -Z-Y-R₄, except where excluded, Y is -C(O)-, and R₄ is heterocyclyl which is unsubstituted or substituted by one or more substituents independently selected from the group consisting of alkyl, hydroxy, and oxo.

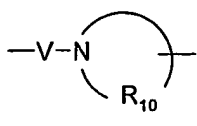
10 In certain embodiments, including any one of the above embodiments wherein R₃ is -Z-Y-R₄, except where excluded, Y is -C(O)-NH-, and R₄ is heterocyclyl which is unsubstituted or substituted by one or more substituents independently selected from the group consisting of alkyl, hydroxy, and oxo, or R₄ is alkyl which is unsubstituted or substituted by one or more substituents independently selected from the group consisting of hydroxy, alkoxy, heteroaryl, and heterocyclyl.

15 For certain embodiments, including any one of the above embodiments wherein R₄ is heterocyclyl, heterocyclyl is selected from the group consisting of tetrahydropyranyl, tetrahydrofuranyl, 1,3-dioxolanyl, pyrrolidinyl, piperidinyl, morpholinyl, thiomorpholinyl, 1,1-dioxothiomorpholinyl, thiazolidinyl, azepanyl, 1,4-oxazepanyl, diazepanyl, dihydroisoquinolin-(1*H*)-yl, octahydroisoquinolin-(1*H*)-yl, dihydroquinolin-(2*H*)-yl, octahydroquinolin-(2*H*)-yl, dihydro-1*H*-imidazolyl, 3-azabicyclo[3.2.2]non-3-yl, and piperazinyl. For certain of these embodiments, heterocyclyl is pyrrolidinyl or piperidinyl. Alternatively, for certain of these embodiments, heterocyclyl is 1,1-dioxidotetrahydrothien-3-yl, or 2-oxopyrrolidin-1-yl.

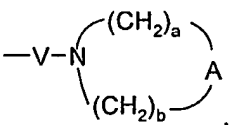
25 In certain embodiments, including any one of the above embodiments wherein R₃ is -Z-Y-R₄, except where excluded, Y is selected from the group consisting of -C(O)-O-, -S(O)₂-, and -S(O)₂-N(R₈)-. For certain of these embodiments, Y is -S(O)₂-. For certain of these embodiments, Y is -S(O)₂-N(R₈). For certain of these embodiments, Y is -C(O)-O-. For certain of these embodiments, R₄ is alkyl.

In certain embodiments, including any one of the above embodiments wherein R₃ is -Z-Y-R₄, except where excluded, Y is -O-, and R₄ is hydrogen.

In certain embodiments, including any one of the above embodiments wherein R_3

is $-Z-Y-R_4$, except where excluded, Y is  , V is $-C(O)-$, and R_4 is hydroxyalkyl.

For certain embodiments, including any one of the above embodiments not
5 excluding this definition, R_3 is $-Z-R_5$. In certain of these embodiments, R_5 is

 . In certain of these embodiments, V is $-NH-C(O)-$ or $-C(O)-$; A is $-O-$, $-CH_2-$, $-S-$, or $-SO_2-$; a is 1, 2, or 3; and b is 2.

For certain embodiments wherein R_3 is $-Z-R_5$, R_5 is $-C\equiv N$. In certain of these
10 embodiments, Z is other than a bond. In certain of these embodiments, Z is alkylene. Alternatively, in certain of these embodiments, R_3 is $-CH=CH-C\equiv N$.

For certain embodiments, including any one of the above embodiments not
excluding this definition, R_3 is $-Z-Het$ or $-Z-Het'-R_4$. In certain of these embodiments, Het
and Het' are, respectively, selected from the group consisting of the monovalent and
divalent forms of tetrahydropyranyl, tetrahydrofuranyl, 1,3-dioxolanyl, pyrrolidinyl,
15 piperidinyl, morpholinyl, thiomorpholinyl, 1,1-dioxothiomorpholinyl, thiazolidinyl,
azepanyl, 1,4-oxazepanyl, diazepanyl, dihydroisoquinolin-(1*H*)-yl, octahydroisoquinolin-
(1*H*)-yl, dihydroquinolin-(2*H*)-yl, octahydroquinolin-(2*H*)-yl, dihydro-1*H*-imidazolyl, 3-
azabicyclo[3.2.2]non-3-yl, and piperazinyl, each of which is unsubstituted or substituted
by one or more substituents. For certain of these embodiments, Het and Het' are,
20 respectively, selected from the group consisting of the monovalent and divalent forms of
pyrrolidinyl, piperidinyl, and morpholinyl, each of which is unsubstituted or substituted by
one or more substituents. For certain of these embodiments, Het is unsubstituted. For
certain of these embodiments, Het' is unsubstituted. For certain of these embodiments, R_4
is heterocyclyl. For certain of these embodiments, Het is substituted by one or more
25 substituents selected from the group consisting of alkyl, hydroxyl, hydroxyalkyl,
hydroxyalkyleneoxyalkylenyl, and dialkylamino.

For certain embodiments, including any one of the above embodiments, except
where excluded, Z is C_{1-4} alkylene or C_{2-4} alkenylene. For certain of these embodiments,
Z is C_{2-4} alkylene. For certain of these embodiments, Z is ethylene.

For certain embodiments, including any one of the above embodiments not excluded by the proviso for Formulas I through VI, and which does not exclude this definition, Z is a bond.

5 For certain embodiments, including any one of the above embodiments, R₃ is at the 7-position.

For certain embodiments, R₄ is selected from the group consisting of hydrogen, alkyl, alkenyl, alkynyl, aryl, arylalkylenyl, aryloxyalkylenyl, alkylarylenyl, heteroaryl, heteroarylalkylenyl, heteroaryloxyalkylenyl, alkylheteroarylenyl, and heterocyclyl wherein the alkyl, alkenyl, alkynyl, aryl, arylalkylenyl, aryloxyalkylenyl, alkylarylenyl, 10 heteroaryl, heteroarylalkylenyl, heteroaryloxyalkylenyl, alkylheteroarylenyl, and heterocyclyl groups can be unsubstituted or substituted by one or more substituents independently selected from the group consisting of alkyl, alkoxy, hydroxyalkyl, haloalkyl, haloalkoxy, halogen, nitro, hydroxy, mercapto, cyano, aryl, aryloxy, arylalkyleneoxy, heteroaryl, heteroaryloxy, heteroarylalkyleneoxy, heterocyclyl, amino, 15 alkylamino, dialkylamino, (dialkylamino)alkyleneoxy, and in the case of alkyl, alkenyl, alkynyl, and heterocyclyl, oxo.

For certain embodiments, R₄ is selected from the group consisting of alkyl, aryl, arylalkylenyl, alkylheteroarylenyl, heteroarylalkylenyl, heteroaryl, and heterocyclyl; wherein alkyl is unsubstituted or substituted by one or more substituents selected from the 20 group consisting of hydroxy, alkoxy, and aryl; wherein aryl and arylalkylenyl are unsubstituted or substituted by one or more substituents selected from the group consisting of alkyl, halogen, cyano, dialkylamino, and alkoxy; and wherein heterocyclyl is unsubstituted or substituted by one or more alkyl substituents.

For certain embodiments, R₄ is alkyl, aryl, arylalkylenyl, heteroaryl, 25 heteroarylalkylenyl, or heterocyclyl.

For certain embodiments, R₄ is alkyl, aryl, heteroaryl, or heterocyclyl.

For certain embodiments, R₄ is alkyl, aryl, or heteroaryl.

For certain embodiments, R₄ is alkyl substituted by heterocyclyl. For certain of these embodiments, heterocyclyl is substituted by one or two oxo groups.

30 For certain embodiments, R₄ is heterocyclyl.

For certain embodiments, R₄ is hydrogen or alkyl.

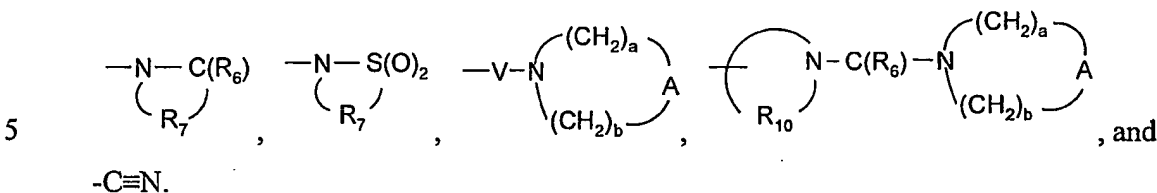
For certain embodiments, R₄ is alkyl.

For certain embodiments, R₄ is C₁₋₄ alkyl.

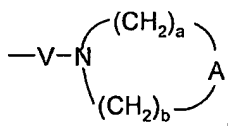
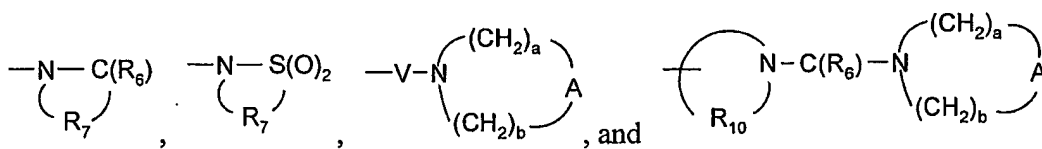
For certain embodiments, R₄ is methyl.

For certain embodiments, R₄ is hydrogen.

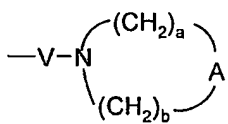
For certain embodiments, R₅ is selected from the group consisting of:



For certain embodiments, R₅ is selected from the group consisting of:



For certain embodiments, R₅ is



10 For certain embodiments, R₅ is ; V is -NH-C(O)- or -C(O)-; A is -O-, -CH₂-, -S-, or -SO₂-; a is 1, 2, or 3; and b is 2.

For certain embodiments, R₅ is -C≡N.

For certain embodiments, R₆ is selected from the group consisting of =O and =S.

For certain embodiments, R₆ is =O.

15 For certain embodiments, R₇ is C₂₋₇ alkylene.

For certain embodiments, R₇ is C₂₋₄ alkylene.

For certain embodiments, R₈ is selected from the group consisting of hydrogen, alkyl, hydroxyalkylenyl, alkoxyalkylenyl, arylalkylenyl, and heteroarylalkylenyl.

20 For certain embodiments, R₈ is selected from the group consisting of hydrogen, C₁₋₄ alkyl, and C₁₋₄ alkoxyC₁₋₄ alkylene.

For certain embodiments, R₈ is hydrogen or C₁₋₄ alkyl.

For certain embodiments, R₈ is C₁₋₄ alkyl.

For certain embodiments, R₈ is methyl.

For certain embodiments, R₈ is hydrogen.

For certain embodiments, R₉ is selected from the group consisting of hydrogen and alkyl.

For certain embodiments, R₁₀ is C₃₋₈ alkylene.

For certain embodiments, R₁₀ is C₄₋₆ alkylene.

5 For certain embodiments, R₁₀ is C₄₋₅ alkylene.

For certain embodiments, A is selected from the group consisting of -O-, -CH₂-, -C(O)-, -S(O)₀₋₂-, and -N(R₄)-

For certain embodiments, A is -O-, -CH₂-, -S-, or -S(O)₂-.

For certain embodiments, A is -O- or -S(O)₂-.

10 For certain embodiments, A is -S-.

For certain embodiments, A is -O-.

For certain embodiments, including any one of the above embodiments of Formula VII, G is selected from the group consisting of -C(O)-R^{'''}, α-aminoacyl, α-aminoacyl-α-aminoacyl, -C(O)-O-R^{'''}, -C(O)-N(R^{''''})R^{'''}, -C(=NY₁)-R^{'''}, -CH(OH)-C(O)-OY₁,
 15 -CH(OC₁₋₄ alkyl)Y₀, -CH₂Y₂, and -CH(CH₃)Y₂. For certain of these embodiments, R^{'''} and R^{''''} are independently selected from the group consisting of C₁₋₁₀ alkyl, C₃₋₇ cycloalkyl, phenyl, and benzyl, each of which may be unsubstituted or substituted by one or more substituents independently selected from the group consisting of halogen, hydroxy, nitro, cyano, carboxy, C₁₋₆ alkyl, C₁₋₄ alkoxy, aryl, heteroaryl, aryl-C₁₋₄ alkylenyl,
 20 heteroaryl-C₁₋₄ alkylenyl, halo-C₁₋₄ alkylenyl, halo-C₁₋₄ alkoxy, -O-C(O)-CH₃, -C(O)-O-CH₃, -C(O)-NH₂, -O-CH₂-C(O)-NH₂, -NH₂, and -S(O)₂-NH₂, with the proviso that R^{''''} can also be hydrogen; α-aminoacyl is an α-aminoacyl group derived from an α-amino acid selected from the group consisting of racemic, D-, and L-amino acids; Y₁ is selected from the group consisting of hydrogen, C₁₋₆ alkyl, and benzyl; Y₀ is selected from
 25 the group consisting of C₁₋₆ alkyl, carboxy-C₁₋₆ alkylenyl, amino-C₁₋₄ alkylenyl, mono-N-C₁₋₆ alkylamino-C₁₋₄ alkylenyl, and di-N,N-C₁₋₆ alkylamino-C₁₋₄ alkylenyl; and Y₂ is selected from the group consisting of mono-N-C₁₋₆ alkylamino, di-N,N-C₁₋₆ alkylamino, morpholin-4-yl, piperidin-1-yl, pyrrolidin-1-yl, and
 30 4-C₁₋₄ alkylpiperazin-1-yl.

For certain embodiments, including any one of the above embodiments of Formula VII, G is selected from the group consisting of -C(O)-R^{'''}, α-aminoacyl, and -C(O)-O-R^{'''}.

For certain embodiments, including any one of the above embodiments of Formula VII, G is selected from the group consisting of $-C(O)-R'''$, α -amino- C_{2-11} acyl, and $-C(O)-O-R'''$. α -Amino- C_{2-11} acyl includes α -amino acids containing a total of at least 2 carbon atoms and a total of up to 11 carbon atoms, and may also include one or more
 5 heteroatoms selected from the group consisting of O, S, and N. For certain of these embodiments, R''' contains one to ten carbon atoms.

For certain embodiments, including any one of the above embodiments which include an α -aminoacyl group, α -aminoacyl is an α -aminoacyl group derived from a naturally occurring α -amino acid selected from the group consisting of racemic, D-, and L-
 10 amino acids.

For certain embodiments, including any one of the above embodiments which include an α -aminoacyl group, α -aminoacyl is an α -aminoacyl group derived from an α -amino acid found in proteins, wherein the the α -amino acid is selected from the group consisting of racemic, D-, and L-amino acids.

15 In certain embodiments, Q is selected from the group consisting of a bond, $-C(R_6)-$, $-C(R_6)-C(R_6)-$, $-S(O)_2-$, $-C(R_6)-N(R_8)-W-$, $-S(O)_2-N(R_8)-$, $-C(R_6)-O-$, and $-C(R_6)-N(OR_9)-$.

In certain embodiments, Q is selected from the group consisting of $-C(R_6)-$, $-C(R_6)-C(R_6)-$, $-S(O)_2-$, $-C(R_6)-N(R_8)-W-$, $-S(O)_2-N(R_8)-$, $-C(R_6)-O-$, and $-C(R_6)-N(OR_9)-$.

20 In certain embodiments, Q is other than a bond when R_3 is $-Z-Y-R_4$ and Y is $-N(R_8)-Q-$.

In certain embodiments, Q is selected from the group consisting of a bond, $-C(R_6)-$, $-S(O)_2-$, and $-C(R_6)-N(R_8)-$.

In certain embodiments, Q is $-C(O)-NH-$, $-C(O)-$, or $-C(O)-O-$.

In certain embodiments, Q is $-C(R_6)-$.

25 In certain embodiments, Q is $-C(O)-$.

In certain embodiments, Q is $-S(O)_2-$.

In certain embodiments, Q is $-C(R_6)-N(R_8)-$.

In certain embodiments, Q is $-C(O)-NH-$.

In certain embodiments, Q is $-C(R_6)-O-$.

30 In certain embodiments, Q is $-S(O)_2-N(R_8)-$.

In certain embodiments, Q is a bond.

In certain embodiments, V is selected from the group consisting of $-C(R_6)-$,

-O-C(R₆)-, -N(R₈)-C(R₆)-, and -S(O)₂-.

In certain embodiments, V is selected from the group consisting of -C(O)- and -NH-C(O)-.

In certain embodiments, W is selected from the group consisting of a bond, -C(O)-, and -S(O)₂-.

In certain embodiments, W is a bond or -C(O)-.

In certain embodiments, W is a bond.

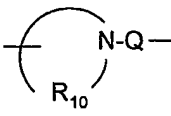
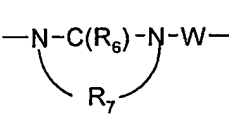
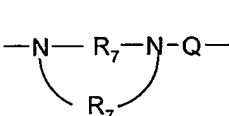
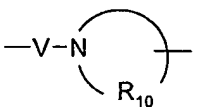
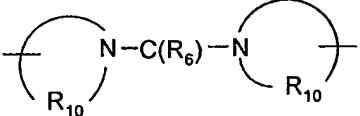
In certain embodiments, X is selected from the group consisting of alkylene, alkenylene, alkynylene, arylene, heteroarylene, and heterocyclylene wherein the alkylene, alkenylene, and alkynylene groups can be optionally interrupted or terminated with arylene, heteroarylene, or heterocyclylene, and optionally interrupted by one or more -O- groups.

In certain embodiments, X is alkylene.

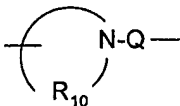
In certain embodiments, X is heteroarylene-alkylene. For certain of these embodiments, heteroarylene is thiazoldiyl.

In certain embodiments, X is heterocyclylene. For certain of these embodiments, heterocyclylene is piperidin-1,4-diyl or piperazin-1,4-diyl.

In certain embodiments, Y is selected from the group consisting of -O-, -S(O)₀₋₂-, -S(O)₂-N(R₈)-, -C(R₆)-, -C(R₆)-O-, -O-C(R₆)-, -O-C(O)-O-, -N(R₈)-Q-, -C(R₆)-N(R₈)-,

-O-C(R₆)-N(R₈)-, -C(R₆)-N(OR₉)-, , , , , and . In certain of these embodiments, including any one of the above embodiments wherein Y is present, Y is other than -O-.

In certain embodiments, Y is -N(R₈)-C(O)-, -N(R₈)-S(O)₂-, -N(R₈)-C(O)-N(R₈)-,

or 

In certain embodiments, Y is -N(R₈)-Q-.

In certain embodiments, Y is -N(R₈)-Q-, and Q is -C(R₆)-, S(O)₂-, or

-C(R₆)-N(R₈)-.

In certain embodiments, Y is -N(R₈)-C(R₆)-.

In certain embodiments, Y is -NH-C(O)-.

In certain embodiments, Y is -NH-S(O)₂-.

5 In certain embodiments, Y is -NH-C(O)-NH-.

In certain embodiments, Y is -NH-C(O)-O-.

In certain embodiments, Y is -NH-S(O)₂-N(R₈)-.

In certain embodiments, Y is -C(R₆)-N(R₈)-.

In certain embodiments, Y is -C(O)-NH-.

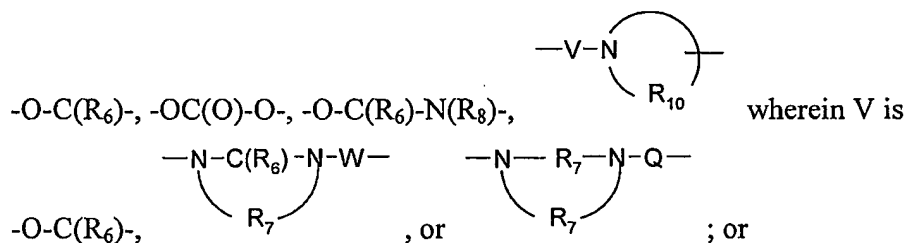
10 In certain embodiments, Y is -C(O)-.

In certain embodiments, Y is -C(O)-O-.

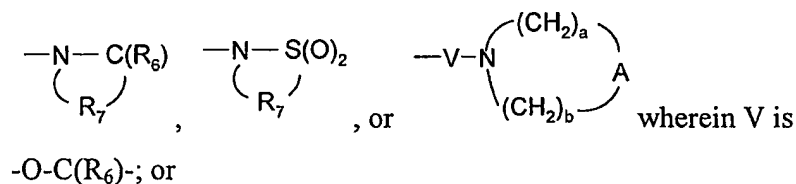
In certain embodiments, Y is -C(O)-NH-, -C(O)-, or -C(O)-O-.

In certain embodiments, Z is selected from the group consisting of a bond,
 alkylene, alkenylene, and alkynylene, wherein alkylene, alkenylene, and alkynylene can be
 15 optionally interrupted with one or more -O- groups; with the proviso that Z is other than a
 bond when:

R₃ is -Z-Y-R₄ or -Z-Y-X-Y-R₄, and the Y group bonded to Z is -O-,



20 R₃ is -Z-R₅, and R₅ is



R₃ is -Z-Het, -Z-Het'-R₄, or -Z-Het'-Y-R₄, and Z is attached to a nitrogen
 atom in Het or Het'. In certain of these embodiments, Z is other than a bond
 25 further when R₅ is -C≡N. In certain of these embodiments, Z is other than a bond
 further when R₃ is -Z-Y-R₄, Y is -C(O)- or -C(O)-O-, and R₄ is alkyl.
 In certain embodiments, Z is a bond except where excluded by the above proviso.

In certain embodiments, Z is C₁₋₄ alkylene or C₂₋₄ alkenylene.

In certain embodiments, Z is C₂₋₄ alkylene.

In certain embodiments, Z is ethylene.

In certain embodiments, Het is heterocyclyl which can be unsubstituted or substituted by one or more substituents independently selected from the group consisting of alkyl, alkoxy, haloalkyl, haloalkoxy, halogen, nitro, hydroxy, hydroxyalkyl, cyano, hydroxyalkyleneoxyalkylenyl, amino, alkylamino, dialkylamino, and oxo.

In certain embodiments, Het is selected from the group consisting of tetrahydropyranyl, tetrahydrofuranyl, 1,3-dioxolanyl, pyrrolidinyl, piperidinyl, morpholinyl, thiomorpholinyl, 1,1-dioxothiomorpholinyl, thiazolidinyl, azepanyl, 1,4-oxazepanyl, diazepanyl, dihydroisoquinolin-(1*H*)-yl, octahydroisoquinolin-(1*H*)-yl, dihydroquinolin-(2*H*)-yl, octahydroquinolin-(2*H*)-yl, dihydro-1*H*-imidazolyl, 3-azabicyclo[3.2.2]non-3-yl, and piperazinyl, each of which is unsubstituted or substituted by one or more substituents.

In certain embodiments, Het is substituted by one or more substituents selected from the group consisting of alkyl, hydroxyl, hydroxyalkyl, hydroxyalkyleneoxyalkylenyl, and dialkylamino.

In certain embodiments, Het is unsubstituted.

In certain embodiments, Het' is heterocyclylene which can be unsubstituted or substituted by one or more substituents independently selected from the group consisting of alkyl, alkoxy, haloalkyl, haloalkoxy, halogen, nitro, hydroxy, hydroxyalkyl, cyano, amino, alkylamino, dialkylamino, and oxo.

In certain embodiments, Het' is selected from the group consisting of the divalent forms of tetrahydropyranyl, tetrahydrofuranyl, 1,3-dioxolanyl, pyrrolidinyl, piperidinyl, morpholinyl, thiomorpholinyl, 1,1-dioxothiomorpholinyl, thiazolidinyl, azepanyl, 1,4-oxazepanyl, diazepanyl, dihydroisoquinolin-(1*H*)-yl, octahydroisoquinolin-(1*H*)-yl, dihydroquinolin-(2*H*)-yl, octahydroquinolin-(2*H*)-yl, dihydro-1*H*-imidazolyl, 3-azabicyclo[3.2.2]non-3-yl, and piperazinyl, each of which is unsubstituted or substituted by one or more substituents.

In certain embodiments, Het' is unsubstituted (except by -R₄ or -Y-R₄).

In certain embodiments, a and b are independently integers from 1 to 6 with the proviso that a + b is ≤ 7.

In certain embodiments, a and b are each independently 1 to 3.

In certain embodiments, a and b are each 2.

In certain embodiments, a is 1, 2, or 3, and b is 2.

In certain embodiments, n is 0 or 1.

5 In certain embodiments, n is 0.

Preparation of the Compounds

Compounds of the invention may be synthesized by synthetic routes that include processes analogous to those well known in the chemical arts, particularly in light of the description contained herein. The starting materials are generally available from commercial sources such as Aldrich Chemicals (Milwaukee, Wisconsin, USA) or are readily prepared using methods well known to those skilled in the art (e.g., prepared by methods generally described in Louis F. Fieser and Mary Fieser, *Reagents for Organic Synthesis*, v. 1-19, Wiley, New York, (1967-1999 ed.); Alan R. Katritzky, Otto Meth-Cohn, Charles W. Rees, *Comprehensive Organic Functional Group Transformations*, v. 1-6, Pergamon Press, Oxford, England, (1995); Barry M. Trost and Ian Fleming, *Comprehensive Organic Synthesis*, v. 1-8, Pergamon Press, Oxford, England, (1991); or *Beilsteins Handbuch der organischen Chemie*, 4, Aufl. Ed. Springer-Verlag, Berlin, Germany, including supplements (also available via the Beilstein online database)).

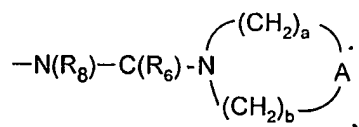
20 For illustrative purposes, the reaction schemes depicted below provide potential routes for synthesizing the compounds of the present invention as well as key intermediates. For more detailed description of the individual reaction steps, see the EXAMPLES section below. Those skilled in the art will appreciate that other synthetic routes may be used to synthesize the compounds of the invention. Although specific starting materials and reagents are depicted in the reaction schemes and discussed below, other starting materials and reagents can be easily substituted to provide a variety of derivatives and/or reaction conditions. In addition, many of the compounds prepared by the methods described below can be further modified in light of this disclosure using conventional methods well known to those skilled in the art.

30 In the preparation of compounds of the invention it may sometimes be necessary to protect a particular functionality while reacting other functional groups on an intermediate. The need for such protection will vary depending on the nature of the particular functional

group and the conditions of the reaction step. Suitable amino protecting groups include acetyl, trifluoroacetyl, *tert*-butoxycarbonyl (Boc), benzyloxycarbonyl, and 9-fluorenylmethoxycarbonyl (Fmoc). Suitable hydroxy protecting groups include acetyl and silyl groups such as the *tert*-butyl dimethylsilyl group. For a general description of
 5 protecting groups and their use, see T. W. Greene and P. G. M. Wuts, *Protective Groups in Organic Synthesis*, John Wiley & Sons, New York, USA, 1991.

Conventional methods and techniques of separation and purification can be used to isolate compounds of the invention, as well as various intermediates related thereto. Such techniques may include, for example, all types of chromatography (high performance
 10 liquid chromatography (HPLC), column chromatography using common absorbents such as silica gel, and thin layer chromatography), recrystallization, and differential (i.e., liquid-liquid) extraction techniques.

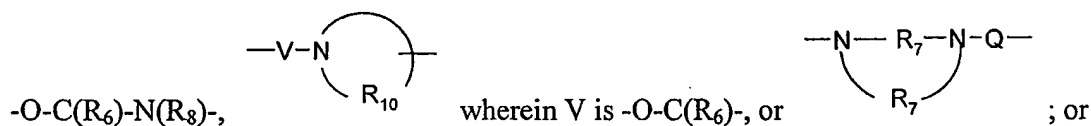
For some embodiments, compounds of the invention can be prepared according to Reaction Scheme I, wherein R_1 , R_2 , R , and n are as defined above; Hal is -Br or -I; R_{3a} is
 15 selected from the group consisting of -C(H)=C(H)- Z_a -Y- R_4 , -C(H)=C(H)- Z_a -Y-X-Y- R_4 , -C(H)=C(H)- Z_a - R_5 , -C(H)=C(H)- Z_a -Het, -C(H)=C(H)- Z_a -Het'- R_4 , -C(H)=C(H)- Z_a -Het'-Y- R_4 , -N(R_8)-C(R_6)- R_4 , -N(R_8)-SO₂- R_4 , and



, wherein R_8 , R_6 , R_5 , R_4 , Y, X, Het, and Het' are as defined above, and Z_a is selected from the group consisting of a bond and alkylene, wherein
 20 alkylene can be optionally interrupted with one or more -O- groups; and R_{3b} is selected from the group consisting of -CH₂-CH₂- Z_a -Y- R_4 , -CH₂-CH₂- Z_a -Y-X-Y- R_4 , -CH₂-CH₂- Z_a - R_5 , -CH₂-CH₂- Z_a -Het, -CH₂-CH₂- Z_a -Het'- R_4 , and -CH₂-CH₂- Z_a -Het'-Y- R_4 , wherein R_5 , R_4 , Z_a , Y, X, Het, and Het' are as defined above. Numerous compounds of Formula XV are known; see, for example, U.S. Patent Application Publication No. US
 25 2004/0147543 and the documents cited therein.

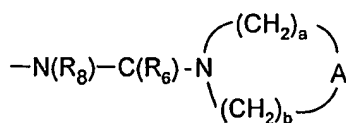
The Heck reaction is used in step (1) of Reaction Scheme I to provide compounds of Formula IIa, wherein R_{3a} is selected from the group consisting of -C(H)=C(H)- Z_a -Y- R_4 , -C(H)=C(H)- Z_a -Y-X-Y- R_4 , -C(H)=C(H)- Z_a - R_5 , -C(H)=C(H)- Z_a -Het,

-C(H)=C(H)-Z_a-Het'-R₄, and -C(H)=C(H)-Z_a-Het'-Y-R₄. The Heck reaction is carried out by coupling a 1*H*-imidazo[4,5-*c*]quinolin-4-amine of Formula XV with a compound of the Formula H₂C=C(H)-Z_a-Y-R₄, H₂C=C(H)-Z_a-Y-X-Y-R₄, H₂C=C(H)-Z_a-R₅, H₂C=C(H)-Z_a-Het, H₂C=C(H)-Z_a-Het'-R₄, or H₂C=C(H)-Z_a-Het'-Y-R₄. Several of these vinyl-substituted compounds are commercially available; others can be prepared by known methods. For example, vinyl-substituted compounds are readily prepared from aldehydes, primary alcohols, or primary alkyl halides using a variety of conventional methods. The reaction is conveniently carried out by combining the compound of Formula XV and the vinyl-substituted compound in the presence of palladium (II) acetate, triphenylphosphine or tri-*ortho*-tolylphosphine, and a base such as triethylamine or cesium carbonate in a suitable solvent such as acetonitrile, toluene, or *N,N*-dimethylformamide (DMF). The reaction can be carried out at an elevated temperature such as 85 °C to 125 °C under an inert atmosphere. The product of Formula IIa, a subgenus of Formulas I and II, or pharmaceutically acceptable salt thereof can be isolated using conventional methods. The Heck reaction can also be carried out on a trifluoromethanesulfonate-substituted 1*H*-imidazo[4,5-*c*]quinolin-4-amine, in which Hal in Formula XV is replaced by -O(SO)₂-CF₃. It is understood by one skilled in the art that certain substrates are not compatible with Heck reaction chemistry; see, R. F. Heck, in *Comprehensive Organic Synthesis, Vol. 4* (Eds.: B. M. Trost, I. Fleming), Pergamon Press, Oxford, p. 833, (1991). For example, it is understood by one skilled in the art that for the Heck reaction described above, Z_a is other than a bond when a Y group bonded to Z_a is -O-, -O-C(R₆)-, -OC(O)-O-,



when the R₅ bonded to Z_a is $\begin{array}{c} \text{---V---N} \\ \text{---} \quad \text{---} \\ \text{(CH}_2\text{)}_a \\ \text{(CH}_2\text{)}_b \\ \text{A} \end{array}$ wherein V is -O-C(R₆)-; or when Z_a is attached to a nitrogen atom in Het or Het'.

A copper-mediated coupling reaction can be used to prepare compounds of Formula IIa, wherein R_{3a} is -N(R₈)-C(R₆)-R₄, -N(R₈)-SO₂-R₄, or



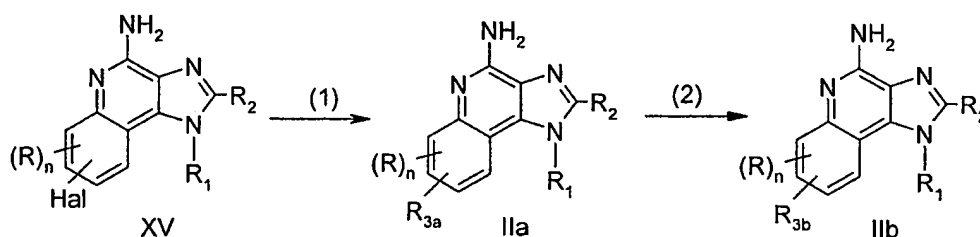
The reaction is conveniently carried out by combining the 1*H*-imidazo[4,5-*c*]quinolin-4-amine of the Formula XV and an amide, sulfonamide, or

urea of formula $\text{HN(R}_8\text{)-C(R}_6\text{)-N}$ $\begin{array}{c} \text{(CH}_2\text{)}_a \\ \text{(CH}_2\text{)}_b \end{array} \text{A}$ in the presence of copper (I) iodide, potassium phosphate, and racemic *trans*-1,2-diaminocyclohexane in a suitable

5 solvent such as 1,4-dioxane. The reaction can be carried out at an elevated temperature such as 110 °C. Many amides, sulfonamides, and ureas are commercially available; others can be made by conventional methods. The compound or a pharmaceutically acceptable salt thereof can be isolated using conventional methods.

The compounds of Formula IIa prepared by the Heck reaction, can undergo
10 reduction of the alkenylene group present in step (2) of Reaction Scheme I to provide compounds of Formula IIb. The reduction can be carried out by hydrogenation using a conventional heterogeneous hydrogenation catalyst such as palladium on carbon. The reaction can conveniently be carried out on a Parr apparatus in a suitable solvent such as ethanol, methanol, or mixtures thereof. The product of Formula IIb, a subgenus of
15 Formulas I and II, or a pharmaceutically acceptable salt thereof can be isolated using conventional methods.

Reaction Scheme I



For some embodiments, compounds of the invention can be prepared according to
20 Reaction Scheme II, wherein R₁, R₂, R_{3a}, R_{3b}, R, Hal, and n are as defined above. In steps (1) and (2) of Reaction Scheme II, a 1*H*-imidazo[4,5-*c*]quinoline of Formula XVI undergoes a metal-mediated coupling reaction to provide a compound of Formula Xa, which may be reduced in step (2) to a compound of Formula Xb. Compounds of Formula Xa and Xb are subgenera of Formula X. Steps (1) and (2) of Reaction Scheme II can be
25 carried out according to the methods described in steps (1) and (2) of Reaction Scheme I.

Numerous compounds of Formula XVI are known; see, for example, U.S. Patent Publication Application No. US 2004/0147543 and the documents cited therein.

In steps (3a) and (3b) of Reaction Scheme II, 1*H*-imidazo[4,5-*c*]quinolines of Formula Xa and Xb are oxidized to provide 1*H*-imidazo[4,5-*c*]quinoline-5*N*-oxides of Formulas XVII and XVIII, respectively, using a conventional oxidizing agent capable of forming *N*-oxides. The reaction is conveniently carried out by adding 3-chloroperoxybenzoic acid at room temperature to a solution of a compound of Formula Xa or Xb in a solvent such dichloromethane or chloroform. Alternatively, the oxidation can be carried out by heating a solution of a compound of Formula Xa or Xb in a suitable solvent such as ethyl acetate with peracetic acid at a temperature such as 50 °C and then adding sodium metabisulfite.

In steps (4a) and (4b) of Reaction Scheme II, 1*H*-imidazo[4,5-*c*]quinoline-5*N*-oxides of Formulas XVII and XVIII are aminated to provide 1*H*-imidazo[4,5-*c*]quinolin-4-amines of Formulas IIa and IIb, respectively. The amination can be carried out by the activation of an *N*-oxide of Formula XVII or XVIII by conversion to an ester and then reacting the ester with an aminating agent. Suitable activating agents include alkyl- or arylsulfonyl chlorides such as benzenesulfonyl chloride, methanesulfonyl chloride, or *p*-toluenesulfonyl chloride. Suitable aminating agents include ammonia, in the form of ammonium hydroxide, for example, and ammonium salts such as ammonium carbonate, ammonium bicarbonate, and ammonium phosphate. The reaction is conveniently carried out by adding ammonium hydroxide followed by *p*-toluenesulfonyl chloride to a solution of the *N*-oxide of Formula XVII or XVIII in a suitable solvent such as chloroform or dichloromethane at room temperature. The reaction may also be carried out by adding ammonium hydroxide and *p*-toluenesulfonyl chloride to the reaction mixture from step (3a) or (3b) without isolating the *N*-oxide of Formula XVII or XVIII. The product or a pharmaceutically acceptable salt thereof can be isolated using conventional methods.

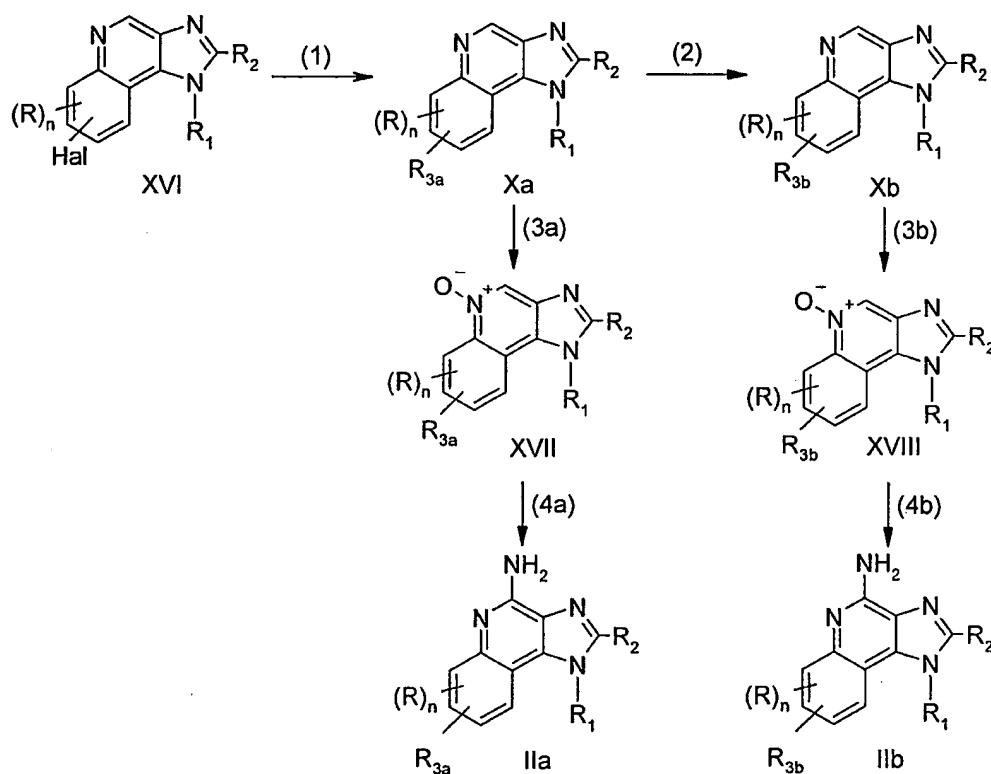
Alternatively step (4a) or (4b) can be carried out by the reaction of a 1*H*-imidazo[4,5-*c*]quinoline-5*N*-oxide of Formula XVII or XVIII with trichloroacetyl isocyanate followed by hydrolysis of the resulting intermediate to provide a compound of Formula IIa or IIb. The reaction is conveniently carried out in two steps by (i) adding trichloroacetyl isocyanate to a solution of the *N*-oxide of Formula XVII or XVIII in a solvent such as dichloromethane and stirring at room temperature to provide an isolable

amide intermediate. In step (ii), a solution of the intermediate in methanol is treated with a base such as sodium methoxide or ammonium hydroxide at ambient temperature. The product or a pharmaceutically acceptable salt thereof can be isolated using conventional methods.

- 5 An R_{3a} or R_{3b} group in a compound of Formula Xa or Xb may contain a -S- functional group, which can be oxidized to $-S(O)_2-$ in step (3a) or (3b) of Reaction Scheme II using an excess of the oxidizing agent. Step (4a) or (4b) of Reaction Scheme II may then be carried out to provide a compound of Formula IIa or IIb, wherein R_{3a} or R_{3b} contains a $-S(O)_2-$ functional group.

10

Reaction Scheme II

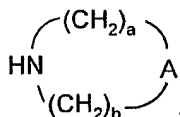


- 15 For some embodiments, compounds of the invention can be prepared according to Reaction Scheme III, wherein R_1 , R_2 , R_4 , R_8 , A, R, Z_a , Hal, a, b, and n are as defined above. In step (1) of Reaction Scheme III, a 1H-imidazo[4,5-c]quinolin-4-amine of Formula XV is coupled with an ester of formula $H_2C=C(H)-C(O)-Oalkyl$ to provide an ester-substituted 1H-imidazo[4,5-c]quinolin-4-amine of Formula XIX, a subgenus of

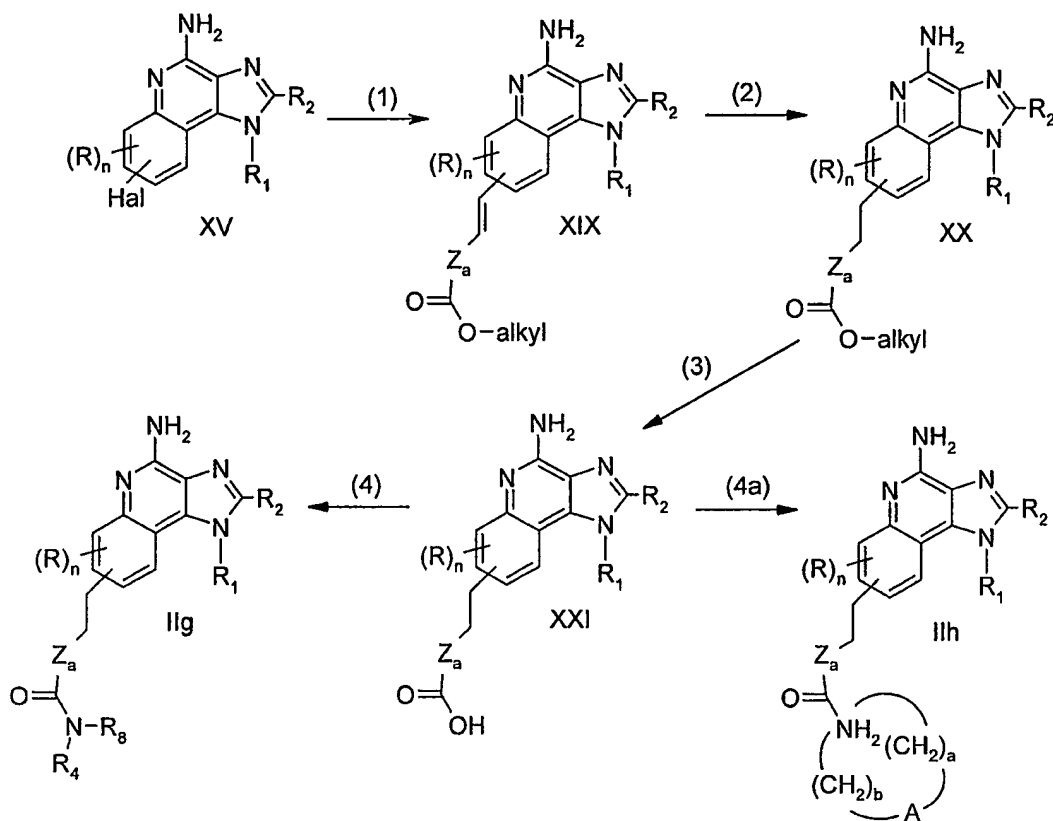
Formulas I and II. The reaction can be carried out under the Heck reaction conditions described in step (1) of Reaction Scheme I. Some esters of formula $H_2C=C(H)-C(O)-O\text{-alkyl}$, for example methyl acrylate, are commercially available; others can be prepared by known methods. The conditions described in step (2) of Reaction Scheme I may then be used to reduce the double bond in a compound of Formula XIX in step (2) of Reaction Scheme III to provide an ester-substituted 1*H*-imidazo[4,5-*c*]quinolin-4-amine of Formula XX, a subgenus of Formulas I and II.

In step (3) of Reaction Scheme III, the ester group of a 1*H*-imidazo[4,5-*c*]quinolin-4-amine of Formula XX undergoes base-promoted hydrolysis to the carboxylic acid of Formula XXI. The hydrolysis reaction is conveniently carried out by combining a compound of Formula XX with a base such as potassium hydroxide or sodium hydroxide in a suitable solvent mixture such as an alcohol/water mixture, preferably a methanol/water mixture. The reaction can be carried out at room temperature, and the product of Formula XXI, a subgenus of Formulas I and II, or a pharmaceutically acceptable salt thereof can be isolated by conventional methods.

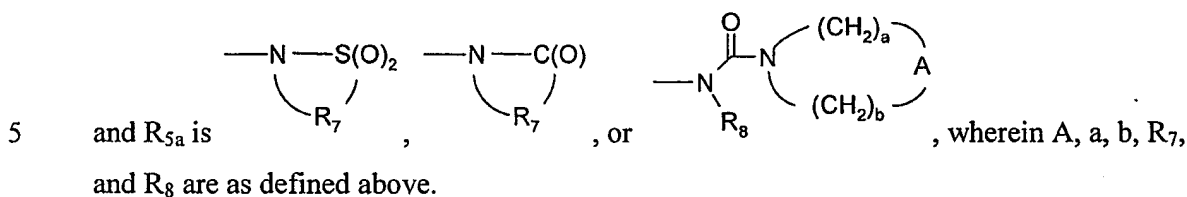
A carboxylic acid of Formula XXI is converted into an amide of Formula IIg or IIh in step (4) or (4a) of Reaction Scheme III using conventional methods. The reaction is conveniently carried out by treating a solution of a carboxylic acid of Formula XXI with a secondary amine of formula $HN(R_8)R_4$ or


 and a coupling agent, such as 1-[3-(dimethylamino)propyl]-3-ethylcarbodiimide hydrochloride, in the presence of 1-hydroxybenzotriazole. The reaction can be carried out at room temperature in a suitable solvent such as DMF, and the product of Formula IIg or IIh, which are subgenera of Formulas I and II, or a pharmaceutically acceptable salt thereof, can be isolated by conventional methods. Numerous secondary amines are commercially available; others can be prepared by known synthetic methods.

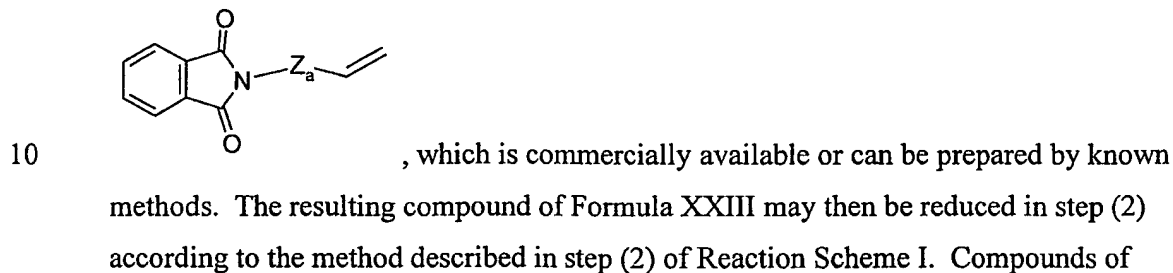
Reaction Scheme III



For some embodiments, compounds of the invention can be prepared according to Reaction Scheme IV, wherein R₁, R₂, R₄, R₈, Q, R, Z_a, Hal, and n are as defined above;



In step (1) of Reaction Scheme IV, a 1H-imidazo[4,5-c]quinoline of Formula XVI undergoes a Heck coupling reaction, according to the method described in step (1) of Reaction Scheme I, with an alkenyl-substituted phthalimide of formula



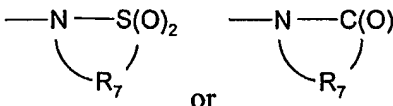
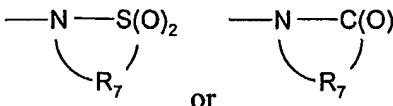
Formula XXIII and XXIV are subgenera of Formula X and can be isolated by conventional methods.

5 In steps (3) and (4) of Reaction Scheme IV, a phthalimide-substituted 1*H*-imidazo[4,5-*c*]quinoline of Formula XXIV is first oxidized to a 5*N*-oxide of Formula XXV, which is then aminated to provide a phthalimide-substituted 1*H*-imidazo[4,5-*c*]quinolin-4-amine of Formula XXVI, a subgenus of Formulas I and II. Steps (3) and (4) of Reaction Scheme IV can be carried out according to the methods described in steps (3a) and (4a) of Reaction Scheme II, and the product or a pharmaceutically acceptable salt thereof can be isolated by conventional methods.

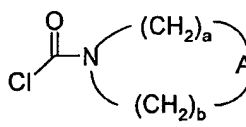
10 In step (5) of Reaction Scheme IV, the phthalimide group of a 1*H*-imidazo[4,5-*c*]quinolin-4-amine of Formula XXVI is removed to provide an amino-substituted 1*H*-imidazo[4,5-*c*]quinolin-4-amine of Formula XXVII, a subgenus of Formulas I and II. The reaction is conveniently carried out by adding hydrazine or hydrazine hydrate to a solution or suspension of a compound of Formula XXVI in a suitable solvent such as ethanol. The reaction can be carried out at room temperature or at an elevated temperature, such as the reflux temperature of the solvent. The product or a pharmaceutically acceptable salt thereof can be isolated by conventional methods.

15 In step (6) or (6a) of Reaction Scheme IV, an amino-substituted 1*H*-imidazo[4,5-*c*]quinolin-4-amine of Formula XXVII is converted to a 1*H*-imidazo[4,5-*c*]quinolinyl compound of Formula XXVIII or XXIX, subgenera of Formulas I and II, using conventional methods. For example, an amino-substituted 1*H*-imidazo[4,5-*c*]quinolin-4-amine of Formula XXVII can react with an acid chloride of Formula $R_4C(O)Cl$ to provide a compound of Formula XXVIII in which $-QR_4$ is $-C(O)-R_4$. In addition, a 1*H*-imidazo[4,5-*c*]quinolin-4-amine of Formula XXVII can react with sulfonyl chloride of Formula $R_4S(O)_2Cl$ or a sulfonic anhydride of Formula $(R_4S(O)_2)_2O$ to provide a compound of Formula XXVIII in which $-QR_4$ is $-S(O)_2-R_4$. Numerous acid chlorides of Formula $R_4C(O)Cl$, sulfonyl chlorides of Formula $R_4S(O)_2Cl$, and sulfonic anhydrides of Formula $(R_4S(O)_2)_2O$ are commercially available; others can be readily prepared using known synthetic methods. The reaction is conveniently carried out by adding the acid chloride of Formula $R_4C(O)Cl$, sulfonyl chloride of Formula $R_4S(O)_2Cl$, or sulfonic anhydride of Formula $(R_4S(O)_2)_2O$ to a solution of the amino-substituted 1*H*-imidazo[4,5-*c*]quinolin-4-amine of Formula XXVII in a suitable solvent such as chloroform,

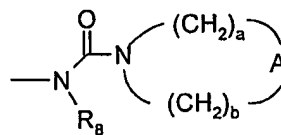
dichloromethane, or 1-methyl-2-pyrrolidinone. Optionally a base such as triethylamine, pyridine, or *N,N*-diisopropylethylamine, or a combination thereof can be added. The reaction can be carried out at room temperature or initially at a sub-ambient temperature such as 0 °C and then warming to room temperature. The product or a pharmaceutically acceptable salt thereof can be isolated using conventional methods.

5
10
15
Compounds of Formula XXIX where R_{5a} is  or  can be prepared by treating an amino-substituted 1*H*-imidazo[4,5-*c*]quinolin-4-amine of Formula XXVII with a chloroalkanesulfonyl chloride of Formula Cl- R_7 S(O)₂Cl or a chloroalkanoyl chloride of Formula Cl- R_7 C(O)Cl. The reaction is conveniently carried out by adding the chloroalkanesulfonyl chloride or chloroalkanoyl chloride to a solution of the amino-substituted 1*H*-imidazo[4,5-*c*]quinolin-4-amine of Formula XXVII in a suitable solvent such as chloroform at ambient temperature. The isolable intermediate chloroalkanesulfonamide or chloroalkanamide can then be treated with a base such as 1,8-diazabicyclo[5.4.0]undec-7-ene in a suitable solvent such as DMF to effect the cyclization. The product or a pharmaceutically acceptable salt thereof can be isolated using conventional methods.

20
25
Ureas of Formula XXVIII, where - QR_4 is -C(R_6)-NH-W- R_4 , R_6 is =O, and W is a bond, can be prepared by reacting an amino-substituted 1*H*-imidazo[4,5-*c*]quinolin-4-amine of Formula XXVII with isocyanates of Formula $R_4N=C=O$. Numerous isocyanates of Formula $R_4N=C=O$ are commercially available; others can be readily prepared using known synthetic methods. The reaction can be conveniently carried out by adding the isocyanate of Formula $R_4N=C=O$ to a solution of the amino-substituted 1*H*-imidazo[4,5-*c*]quinolin-4-amine of Formula XXVII in a suitable solvent such as dichloromethane or chloroform. Optionally a base such as triethylamine can be added. The reaction can be carried out at room temperature or initially at a sub-ambient temperature such as 0 °C and then warming to room temperature. Alternatively, a compound of Formula XXVII can be treated with an isocyanate of Formula $R_4(CO)N=C=O$, a thioisocyanate of Formula $R_4N=C=S$, a sulfonyl isocyanate of Formula $R_4S(O)_2N=C=O$, or a carbamoyl chloride of

Formula $R_4N-(R_8)-C(O)Cl$, or  to provide a compound of Formula

XXVIII, wherein $-QR_4$ is $-C(R_6)-N(R_8)-W-$, where R_6 , R_8 , and W are as defined above, or



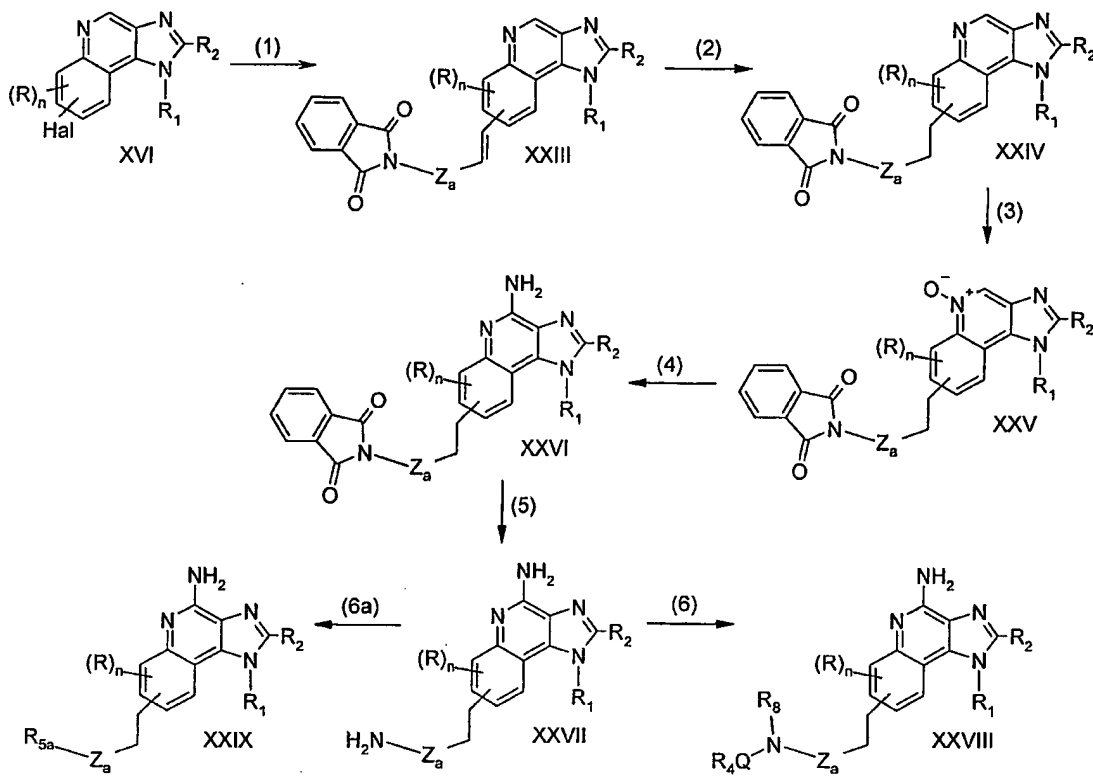
a compound of Formula XXIX wherein R_{5a} is R_8 . The product or a pharmaceutically acceptable salt thereof can be isolated using conventional methods.

Sulfamides of Formula XXVIII, where $-QR_4$ is $-S(O)_2-N(R_8)-R_4$ can be prepared by reacting a compound of Formula XXVII with sulfonyl chloride to generate a sulfamoyl chloride in situ, and then reacting the sulfamoyl chloride with an amine of formula $HN(R_8)R_4$. Alternatively, sulfamides of Formula XXVIII can be prepared by reacting a compound of Formula XXVII with a sulfamoyl chloride of formula $R_4(R_8)N-S(O)_2Cl$. The product or a pharmaceutically acceptable salt thereof can be isolated using conventional methods. Many amines of Formula $HN(R_8)R_4$ and some sulfamoyl chlorides of formula $R_4(R_8)N-S(O)_2Cl$ are commercially available; others can be prepared using known synthetic methods.

Compounds of Formula XXVIII, wherein R_8 is other than hydrogen can be prepared by reductive alkylation of the amino-substituted *1H*-imidazo[4,5-*c*]quinolin-4-amine of Formula XXVII. The alkylation is conveniently carried out in two parts by (i) adding an aldehyde or ketone to a solution of an amino-substituted *1H*-imidazo[4,5-*c*]quinolin-4-amine of Formula XXVII or a salt thereof in a suitable solvent such as DMF in the presence of a base such as *N,N*-diisopropylethylamine. In part (ii) the reduction is carried out by adding a suitable reducing agent such as the borane-pyridine complex. Both part (i) and part (ii) can be carried out at ambient temperature, and the product or a pharmaceutically acceptable salt thereof can be isolated using conventional methods. The resulting compound can undergo reaction with an acid chloride, sulfonyl chloride, sulfonic anhydride, isocyanate, or carbamoyl chloride as described above to provide a compound of Formula XXVIII, wherein R_8 is other than hydrogen.

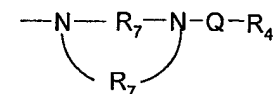
25

Reaction Scheme IV



For some embodiments, compounds of the invention can be prepared according to Reaction Scheme V, wherein R₁, R₂, Z_a, R, and n are as defined above; LG is a leaving group such as -Cl, -Br, -I, -O(SO)₂CH₃, or -O(SO)₂CF₃; R_{3c} is -Z_b-Y-R₄, -Z_b-Y-X-Y-R₄, -Z_b-R₅, -Z_b-Het, -Z_b-Het'-R₄, and -Z_b-Het'-Y-R₄, wherein Z_b is selected from the group consisting of alkylene, alkenylene, and alkynylene interrupted with one or more -O-

5



10

, wherein Y, R₄, R₇, Q, Het, and Het' are as defined above.

In step (1) of Reaction Scheme V, an ester-substituted compound of Formula XX is reduced to a hydroxyalkyl-substituted 1*H*-imidazo[4,5-*c*]quinolin-4-amine of Formula XXX using conventional methods. For example, the reduction may be carried out at room temperature with lithium borohydride in a suitable solvent such as THF. The product or a pharmaceutically acceptable salt thereof can be isolated by conventional methods.

15

In step (2a) of Reaction Scheme V, a hydroxy-substituted compound of Formula XXX is converted to an ether substituted 1*H*-imidazo[4,5-*c*]quinolin-4-amine of Formula XXXI, which is a subgenus of Formulas I and II, using a Williamson-type ether synthesis. The reaction is effected by treating a compound of Formula XXX with a halide of Formula Halide-R_{3c} in the presence of a base. The reaction can be carried out by combining the halide with a compound of Formula XXX in a suitable solvent such as DMF in the presence of a base such as cesium carbonate. The reaction can be carried out at ambient temperature or at an elevated temperature, for example, 60 to 85 °C. Alternatively, the reaction can be carried out by treating a solution of a compound of Formula XXX in a suitable solvent such as DMF with sodium hydride and then adding the halide.

In step (2) of Reaction Scheme V, a hydroxy-substituted compound of Formula XXX is converted to a leaving group in a compound of Formula XXXII using a variety of conventional methods. For example, a hydroxy-substituted compound of Formula XXX can be chlorinated to provide a compound of Formula XXXII wherein LG is -Cl. Conventional chlorinating reagents can be used. The reaction is conveniently carried out by combining a compound of Formula XXX with thionyl chloride in a suitable solvent such as dichloromethane and heating. Alternatively, the reaction may be run neat. A hydroxy-substituted compound of Formula XXX can also be treated with methanesulfonic anhydride to provide a compound of Formula XXXII wherein LG is -O(SO)₂CH₃.

In step (3) of Reaction Scheme V, the chloro group on a compound of Formula XXXII can be displaced by a thiol under basic conditions to provide a compound of Formula XXXIII wherein R_{3d} is -S-R₄. The reaction is conveniently carried out by adding a thiol to a solution of a compound of Formula XXXII in the presence of a base such as potassium *tert*-butoxide in a suitable solvent such as DMF. The product or a pharmaceutically acceptable salt thereof can be isolated by conventional methods. A compound of Formula XXXIII where R_{3d} is -S-R₄ can then be oxidized to a compound of Formula XXXIII where R_{3d} is -S(O)₂-R₄ using conventional oxidizing agents. The reaction is conveniently carried out by adding peracetic acid to the compound of Formula XXXIII where R_{3d} is -S-R₄ in a suitable solvent. The conversion of a compound of Formula XXXII to a compound of Formula XXXIII where R_{3d} is -S(O)₂-R₄ can conveniently be carried out in one pot without isolating the thioether from the reaction

For some embodiments, compounds of the invention can be prepared according to Reaction Scheme VI wherein R_1 , R_2 , R_{3a} , R_{3b} , R , Hal , and n are as defined above. In step (1) of Reaction Scheme VI, an aminopyridine of Formula XXXIV is treated with the condensation product generated from 2,2-dimethyl-1,3-dioxane-4,6-dione (Meldrum's acid) and triethyl orthoformate to provide an imine of Formula XXXV. The reaction is conveniently carried out by adding a solution of an aminopyridine of Formula XXXIV to a heated mixture of Meldrum's acid and triethyl orthoformate and heating the reaction at an elevated temperature such as 70 °C.

In step (2) of Reaction Scheme VI, an imine of Formula XXXV undergoes thermolysis and cyclization to provide a [1,5]naphthyridin-4-ol of Formula XXXVI. The reaction is conveniently carried out in a medium such as DOWTHERM A heat transfer fluid at a temperature in the range of 200 to 250 °C.

In step (3) of Reaction Scheme VI, the [1,5]naphthyridin-4-ol of Formula XXXVI is nitrated under conventional nitration conditions to provide a 3-nitro[1,5]naphthyridin-4-ol of Formula XXXVII. The reaction is conveniently carried out by heating the [1,5]naphthyridin-4-ol of Formula XXXVI in nitric acid at an elevated temperature such as 90 °C.

In step (4) of Reaction Scheme VI, a 3-nitro[1,5]naphthyridin-4-ol of Formula XXXVII is chlorinated using conventional chlorination chemistry to provide a 4-chloro-3-nitro[1,5]naphthyridine of Formula XXXVIII. The reaction is conveniently carried out by treating the 3-nitro[1,5]naphthyridin-4-ol of Formula XXXVII with phosphorous oxychloride in a suitable solvent such as DMF. The reaction can be carried out at ambient temperature or at an elevated temperature such as 100 °C.

In step (5) of Reaction Scheme VI, a 4-chloro-3-nitro[1,5]naphthyridine of Formula XXXVIII is treated with an amine of Formula R_1-NH_2 to provide a 3-nitro[1,5]naphthyridin-4-amine of Formula XXXIX. Several amines of Formula R_1-NH_2 are commercially available; others can be prepared by known synthetic methods. The reaction is conveniently carried out by adding the amine of Formula R_1-NH_2 to a solution of the 4-chloro-3-nitro[1,5]naphthyridine of Formula XXXIX in a suitable solvent such as dichloromethane or methanol in the presence of a tertiary amine such as triethylamine. The reaction can be carried out at ambient temperature or at a sub-ambient temperature such as, for example, 0 °C.

In step (6) of Reaction Scheme VI, a 3-nitro[1,5]naphthyridin-4-amine of Formula XXXIX is reduced to provide a [1,5]naphthyridine-3,4-diamine of Formula XL. The reaction can be carried out by hydrogenation using a heterogeneous hydrogenation catalyst such as platinum on carbon. The hydrogenation is conveniently carried out in a Parr apparatus in a suitable solvent such as toluene, methanol, or acetonitrile. The reaction can be carried out at ambient temperature.

Alternatively, the reduction in step (6) can be carried out using a one- or two-phase sodium dithionite reduction. The reaction is conveniently carried out using the conditions described by Park, K. K.; Oh, C. H.; and Joung, W. K.; *Tetrahedron Lett.*, 34, pp. 7445-7446 (1993) by adding sodium dithionite to a compound of Formula XXXIX in a mixture of dichloromethane and water at ambient temperature in the presence of potassium carbonate and ethyl viologen dibromide, ethyl viologen diiodide, or 1,1'-di-*n*-octyl-4,4'-bipyridinium dibromide.

In step (7) of Reaction Scheme VI, a [1,5]naphthyridine-3,4-diamine of Formula XL is treated with a carboxylic acid equivalent to provide a 1*H*-imidazo[4,5-*c*][1,5]naphthyridine of Formula XLI. Suitable carboxylic acid equivalents include orthoesters of Formula $R_2C(O\text{-alkyl})_3$, 1,1-dialkoxyalkyl alkanoates of Formula $R_2C(O\text{-alkyl})_2(O\text{-C(O)-alkyl})$, and acid chlorides of Formula $R_2C(O)Cl$. The selection of the carboxylic acid equivalent is determined by the desired substituent at R_2 . For example, triethyl orthoformate will provide a compound where R_2 is hydrogen, and trimethyl orthovalerate will provide a compound where R_2 is a butyl group. The reaction is conveniently carried out by adding the carboxylic acid equivalent to a [1,5]naphthyridine-3,4-diamine of Formula XL in a suitable solvent such as toluene or xylenes. Optionally, catalytic pyridine hydrochloride can be added. The reaction is carried out at a temperature high enough to drive off alcohol or water formed during the reaction. Conveniently, a Dean-Stark trap can be used to collect the volatiles.

Alternatively, step (7) can be carried out in two steps when an acid chloride of Formula $R_2C(O)Cl$ is used as the carboxylic acid equivalent. Part (i) of step (7) is conveniently carried out by adding the acid chloride to a solution of a [1,5]naphthyridine-3,4-diamine of Formula XL in a suitable solvent such as dichloromethane or acetonitrile to afford an amide. Optionally, a tertiary amine such as triethylamine, pyridine, or 4-dimethylaminopyridine can be added. The reaction can be carried out at room

temperature. The amide product can be isolated and optionally purified using conventional techniques. Part (ii) of step (7) involves heating the amide prepared in part (i) to provide a 1*H*-imidazo[4,5-*c*][1,5]naphthyridine of Formula XLI. The reaction is conveniently carried out in a suitable solvent such as toluene at a temperature sufficient to drive off water formed during the reaction. The reaction can also be carried out in a solvent such as ethanol or methanol in the presence of a base such as triethylamine.

In steps (8) and (9) of Reaction Scheme VI, a 1*H*-imidazo[4,5-*c*][1,5]naphthyridine of Formula XLI is first oxidized to a 5*N*-oxide of Formula XLII, which is then aminated to provide a 1*H*-imidazo[4,5-*c*][1,5]naphthyridin-4-amine of Formula XLIII. Steps (8) and (9) of Reaction Scheme VI can be carried out according to the methods described in steps (3a) and (4a) of Reaction Scheme II.

In step (10) of Reaction Scheme VI a 1*H*-imidazo[4,5-*c*][1,5]naphthyridin-4-amine of Formula XLIII undergoes a metal-mediated coupling reaction to provide a compound of Formula IIIa, which may be reduced, when appropriate, in step (11) to a compound of Formula IIIb. Compounds of Formula IIIa and IIIb are subgenera of Formula III. Steps (10) and (11) of Reaction Scheme VI can be carried out according to the methods described in steps (1) and (2) of Reaction Scheme I, and the products or pharmaceutically acceptable salts thereof can be isolated by conventional methods.

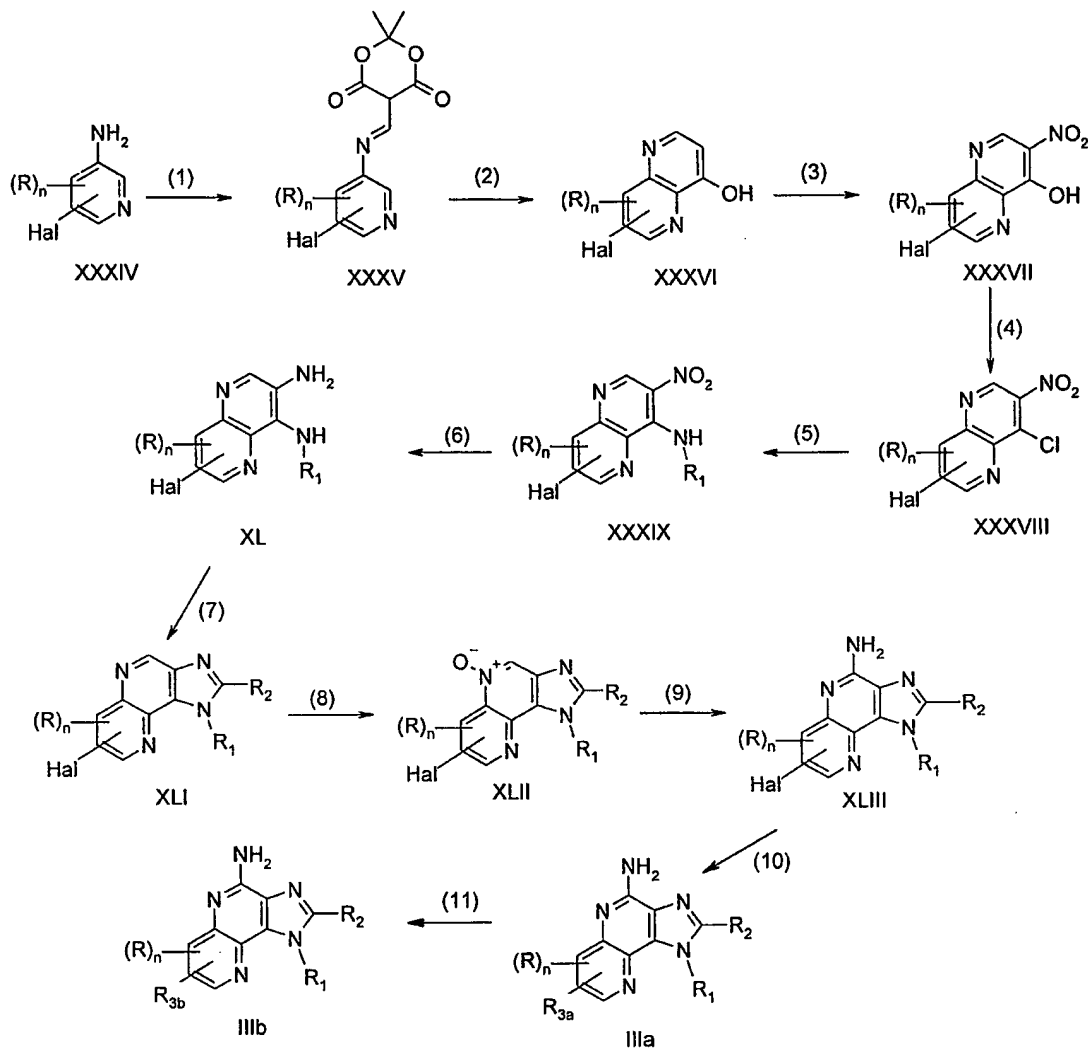
Isomers of the compound of Formula XXXIV or Formula XXXVI can also be synthesized and can be used to prepare compounds of Formulas IV, V, and VI according to the methods shown in Reaction Scheme VI.

For some embodiments, compounds in Reaction Scheme VI can be further elaborated using conventional synthetic methods. For example, an amine of Formula R₁-NH₂ may be substituted by a hydroxy or second amino group, which may be further functionalized before step (7) of Reaction Scheme VI. Several examples of synthetic elaborations of an R₁ group on an imidazo ring compound are known. See, for example, U.S. Patent Publication Application No. US 2004/0147543 and the documents cited therein.

Similar synthetic transformations can be made at R₂ if, for example, the acid chloride used in step (7) of Reaction Scheme VI contains a protected hydroxy or amino group. Several acid chlorides of this type, for example acetoxyacetyl chloride, are commercially available. Others can be prepared by known synthetic methods. For

examples of synthetic elaborations of an R_2 group on an imidazo ring compound, see U.S. Patent No. 5,389,640 (Gerster et al.).

Reaction Scheme VI



5 In some embodiments, compounds of the invention can be prepared according to Reaction Scheme VII, wherein R , R_1 , R_2 , R_4 , R_8 , Q , Hal , and n are as described above.

In step (1) of Reaction Scheme VII, the Heck reaction is used to couple a halogen substituted 1H-imidazo[4,5-c]quinoline of Formula XV with acrylonitrile to provide a 1H-imidazo[4,5-c]quinoline of Formula XLIV. The reaction can be carried out as described in
10 step (1) of Reaction Scheme I.

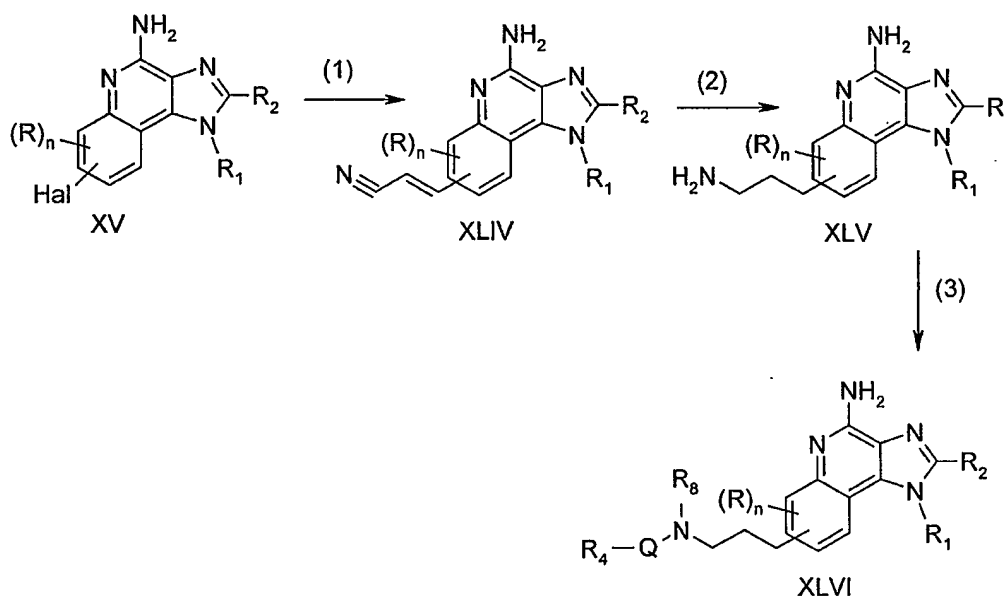
In step (2) of Reaction Scheme VII, both the nitrile and the alkenylene groups in a 1H-imidazo[4,5-c]quinoline of Formula XLIV are reduced to provide an aminoalkyl

substituted 1*H*-imidazo[4,5-*c*]quinoline of Formula XLV. The reduction can be carried out by hydrogenation using a conventional heterogeneous hydrogenation catalyst such as palladium on carbon. The reaction can be carried out on a Parr apparatus in a suitable solvent mix, such as methanol and trifluoroacetic acid.

5 In step (3) of Reaction Scheme VII, the amino group of a 1*H*-imidazo[4,5-*c*]quinoline of Formula XLV is further elaborated using the methods described in step (6) of Reaction Scheme IV to provide a 1*H*-imidazo[4,5-*c*]quinoline of Formula XLVI, which is a subgenus of Formulas I and II. The product or a pharmaceutically acceptable salt thereof can be isolated using conventional methods.

10

Reaction Scheme VII



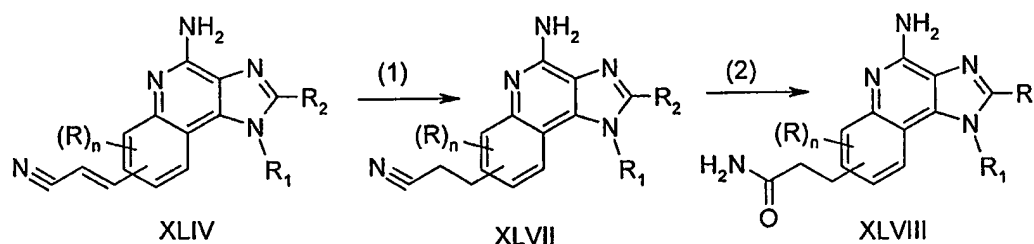
In some embodiments, compounds of the invention can be prepared according to Reaction Scheme VIII, wherein R, R₁, R₂, and n are as described above.

15 In step (1) of Reaction Scheme VIII, the alkenylene bond in a 1*H*-imidazo[4,5-*c*]quinoline of Formula XLIV is reduced to provide a 1*H*-imidazo[4,5-*c*]quinoline of Formula XLVII. The reduction can be carried out as described in step (2) of Reaction Scheme I.

20 In step (2) of Reaction Scheme VIII, the nitrile group in a 1*H*-imidazo[4,5-*c*]quinoline of Formula XLVII is hydrolyzed to provide a 1*H*-imidazo[4,5-*c*]quinoline of Formula XLVIII, which is a subgenus of Formulas I and II. The reaction can be carried out by treating a solution of a compound of Formula XLVII in a suitable solvent such as

methanol with aqueous sodium hydroxide and aqueous hydrogen peroxide. The reaction can be carried out at an elevated temperature, such as for example, 50 °C, and the product or a pharmaceutically acceptable salt thereof can be isolated using conventional methods.

Reaction Scheme VIII



In some embodiments, compounds of the invention can be prepared according to Reaction Scheme IX, wherein R, R₁, R₂, R₄, R₈, Z_a, and n are as described above.

In step (1) of Reaction Scheme IX, the chloro group of a 1*H*-imidazo[4,5-*c*]quinoline of Formula XXXIIa, which is a subgenus of Formula XXXII wherein LG is chloro, is displaced with potassium thioacetate to provide a 1*H*-imidazo[4,5-*c*]quinoline of
 10 Formula XLIX. The reaction can be carried out at ambient temperature by adding potassium thioacetate to a solution of a compound of Formula XXXIIa in a suitable solvent such as DMF.

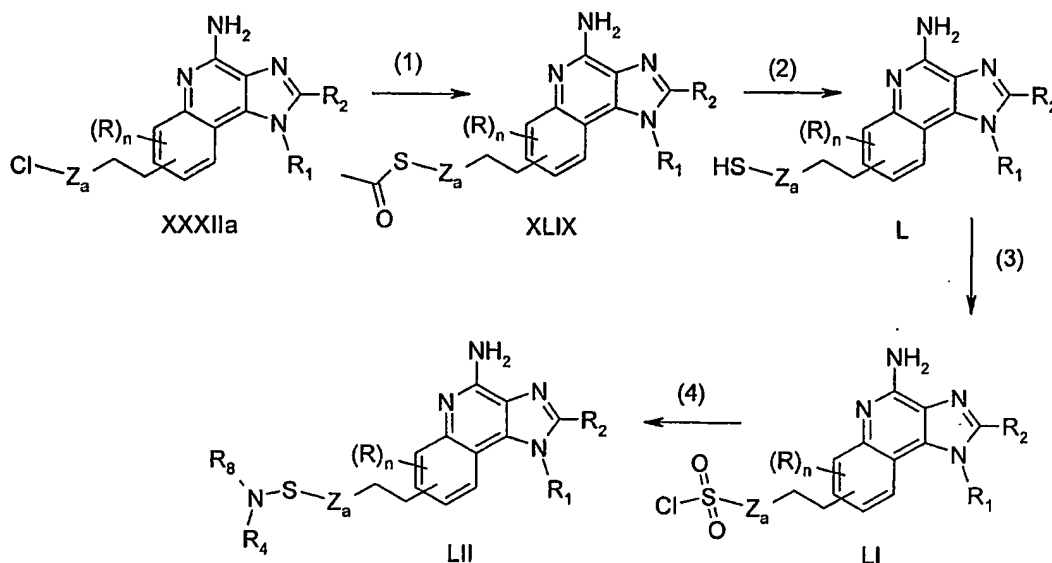
In step (2) of Reaction Scheme IX, the thioacetate group of a 1*H*-imidazo[4,5-*c*]quinoline of Formula XLIX is hydrolyzed under basic conditions to provide a thiol substituted 1*H*-imidazo[4,5-*c*]quinoline of Formula L. The reaction can be carried out by
 15 adding a solution of sodium methoxide in methanol to a solution of a compound of Formula XLIX in a suitable solvent such as methanol. The reaction can be carried out at ambient temperature.

In step (3) of Reaction Scheme IX, the thiol group of a 1*H*-imidazo[4,5-*c*]quinoline of Formula L is oxidized to provide a sulfonyl chloride substituted 1*H*-imidazo[4,5-*c*]quinoline of Formula LI. The reaction can be carried out by adding a solution of sodium
 20 chlorate in water to a solution of a compound of Formula L in hydrochloric acid. The reaction can be carried out at a sub-ambient temperature, such as for example, 0 °C.

In step (4) of Reaction Scheme IX, a sulfonyl chloride substituted 1*H*-imidazo[4,5-*c*]quinoline of Formula LI is treated with an amine to provide a sulfonamide substituted 1*H*-imidazo[4,5-*c*]quinoline of Formula LII, which is a subgenus of Formulas I and II.
 25 The reaction can be carried out by adding an amine of Formula HN(R₄)(R₈) to a

compound of Formula LI in a suitable solvent such as dichloromethane or pyridine. The reaction can be carried out at ambient temperature.

Reaction Scheme IX



5 In some embodiments, compounds of the invention can be prepared according to Reaction Scheme X, wherein R, R₁, R₂, R₄, R₈, Q, and n are as described above.

10 In step (1) of Reaction Scheme X, a vinyl substituted 1H-imidazo[4,5-c]quinoline of Formula LIII undergoes ozonolysis to provide an aldehyde substituted 1H-imidazo[4,5-c]quinoline of Formula LIV. The reaction can be carried out by bubbling ozone through a solution of a compound of Formula LIII in a suitable solvent such as dichloromethane and then quenching with triphenylphosphine. The reaction can be carried out at a sub-ambient temperature, such as 0 °C. Some vinyl substituted 1H-imidazo[4,5-c]quinolines of Formula LIII are known; others can be prepared using known synthetic methods. See for example, U.S. Patent Application No. 2004/0147543 and the documents cited therein.

15 In step (2) of Reaction Scheme X, an aldehyde substituted 1H-imidazo[4,5-c]quinoline of Formula LIV is reduced to provide a hydroxy substituted 1H-imidazo[4,5-c]quinoline of Formula LV. The reaction can be carried out by treating a solution of a compound of Formula LIV in a suitable solvent such as THF with sodium borohydride. The reduction can be carried out at ambient temperature or at a sub-ambient temperature, such as 0 °C.

20

In step (3) of Reaction Scheme X, a hydroxy substituted 1H-imidazo[4,5-c]quinoline of Formula LV is chlorinated using conventional methods to provide a chloro

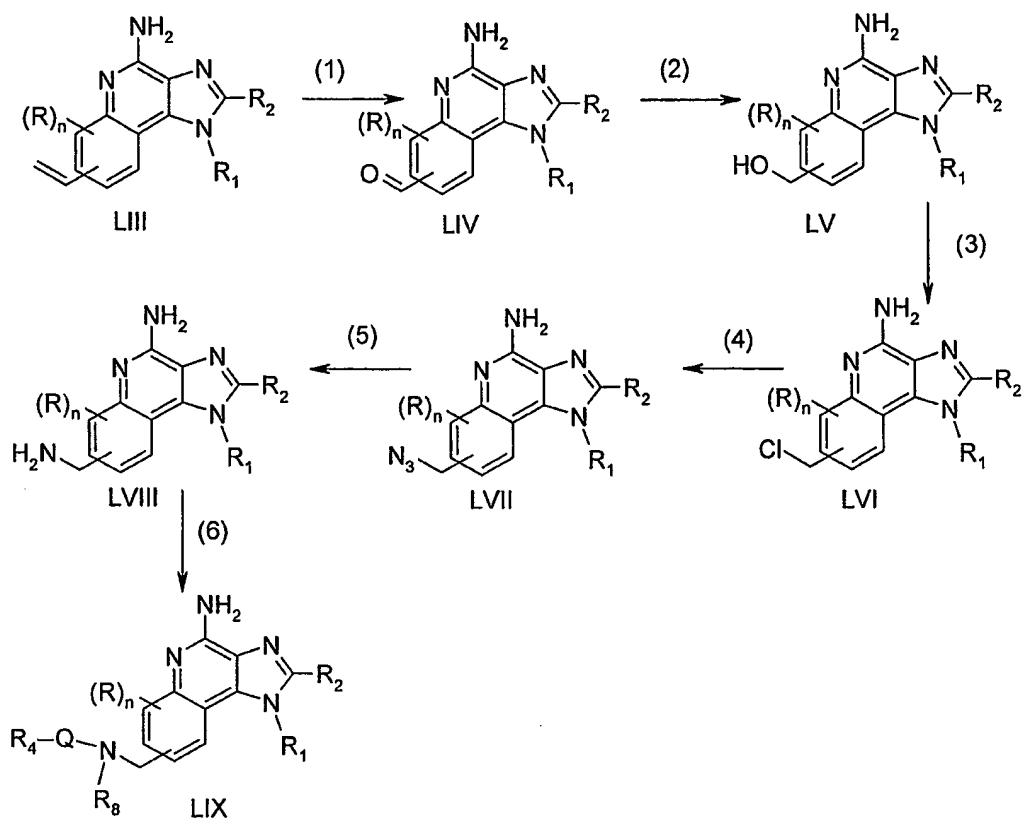
substituted 1*H*-imidazo[4,5-*c*]quinoline of Formula LVI. The reaction can be carried out by treating a solution of a compound of Formula LV in a suitable solvent such as dichloromethane with thionyl chloride.

5 In step (4) of Reaction Scheme X, the chloro group of a 1*H*-imidazo[4,5-*c*]quinoline of Formula LVI is displaced to provide an azido substituted 1*H*-imidazo[4,5-*c*]quinoline of Formula LVII. The reaction can be carried out by treating a solution of a compound of Formula LVI in a suitable solvent such as DMF with sodium azide.

10 In step (5) of Reaction Scheme X, the azido group of a 1*H*-imidazo[4,5-*c*]quinoline of Formula LVII is reduced to provide an aminomethyl substituted 1*H*-imidazo[4,5-*c*]quinoline of Formula LVIII. The reduction can be carried out using conventional methods such as, for example, catalytic hydrogenation.

15 In step (6) of Reaction Scheme X, the amino group of a 1*H*-imidazo[4,5-*c*]quinoline of Formula LVIII is further elaborated using the methods described in step (6) of Reaction Scheme IV to provide 1*H*-imidazo[4,5-*c*]quinoline of Formula LIX, which is a subgenus of Formulas I and II. The product or a pharmaceutically acceptable salt thereof can be isolated using conventional methods.

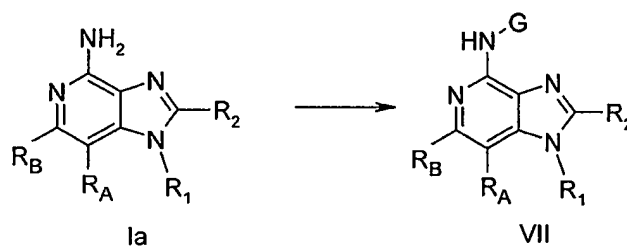
Reaction Scheme X



For certain embodiments, compounds of the invention can be prepared according to Reaction Scheme XI, wherein R_A , R_B , R_1 , R_2 , and G are as defined above. Compounds of Formula Ia can be prepared according to the methods described above. The amino group of a compound of Formula Ia can be converted by conventional methods to a functional group such as an amide, carbamate, urea, amidine, or another hydrolyzable group. A compound of this type can be made by the replacement of a hydrogen atom in an amino group with a group such as $-C(O)-R'''$, α -aminoacyl, α -aminoacyl- α -aminoacyl, $-C(O)-O-R'''$, $-C(O)-N(R'''')-R'''$, $-C(=NY')-R'''$, $-\text{CH}(\text{OH})-\text{C}(\text{O})-\text{OY}'$, $-\text{CH}(\text{OC}_{1-4} \text{ alkyl})\text{Y}_0$, $-\text{CH}_2\text{Y}_1$, or $-\text{CH}(\text{CH}_3)\text{Y}_1$; wherein R''' and R'''' are each independently C_{1-10} alkyl, C_{3-7} cycloalkyl, phenyl, or benzyl, each of which may be unsubstituted or substituted by one or more substituents independently selected from the group consisting of halogen, hydroxy, nitro, cyano, carboxy, C_{1-6} alkyl, C_{1-4} alkoxy, aryl, heteroaryl, aryl C_{1-4} alkylenyl, heteroaryl C_{1-4} alkylenyl, halo C_{1-4} alkylenyl, halo C_{1-4} alkoxy, $-\text{O}-\text{C}(\text{O})-\text{CH}_3$, $-\text{C}(\text{O})-\text{O}-\text{CH}_3$, $-\text{C}(\text{O})-\text{NH}_2$, $-\text{O}-\text{CH}_2-\text{C}(\text{O})-\text{NH}_2$, $-\text{NH}_2$, and $-\text{S}(\text{O})_2-\text{NH}_2$; with the proviso that R'''' may

also be hydrogen; each α -aminoacyl group is independently selected from racemic, D, or L-amino acids; Y' is hydrogen, C₁₋₆ alkyl, or benzyl; Y₀ is C₁₋₆ alkyl, carboxyC₁₋₆ alkylenyl, aminoC₁₋₄ alkylenyl, mono-N-C₁₋₆ alkylaminoC₁₋₄ alkylenyl, or di-N,N-C₁₋₆ alkylaminoC₁₋₄ alkylenyl; and Y₁ is mono-N-C₁₋₆ alkylamino, di-N,N-C₁₋₆ alkylamino, morpholin-4-yl, piperidin-1-yl, pyrrolidin-1-yl, or 4-C₁₋₄ alkylpiperazin-1-yl. Particularly useful compounds of Formula XVI are amides derived from carboxylic acids containing one to ten carbon atoms, amides derived from amino acids, and carbamates containing one to ten carbon atoms. The reaction can be carried out, for example, by combining a compound of Formula Ia with a chloroformate or acid chloride, such as ethyl chloroformate or acetyl chloride, in the presence of a base such as triethylamine in a suitable solvent such as dichloromethane at room temperature.

Reaction Scheme XI



Compounds of the invention can also be prepared using variations of the synthetic routes shown in Reaction Schemes I through X that would be apparent to one of skill in the art. For example, the synthetic routes shown in Reaction Schemes II through V for the preparation of imidazoquinolines can be used to prepare imidazo[1,5]naphthyridines by using a compound of Formula XLIII or XLI in lieu of a compound of Formula XV or XVI. Also, the reduction shown in step (2) of Reaction Scheme III or IV may be eliminated to provide compounds of the invention, wherein Z contains a carbon-carbon double bond. Compounds of the invention can also be prepared using the synthetic routes described in the EXAMPLES below.

Pharmaceutical Compositions and Biological Activity

Pharmaceutical compositions of the invention contain a therapeutically effective amount of a compound or salt described above in combination with a pharmaceutically acceptable carrier.

The terms "a therapeutically effective amount" and "effective amount" mean an amount of the compound or salt sufficient to induce a therapeutic or prophylactic effect, such as cytokine induction, immunomodulation, antitumor activity, and/or antiviral activity. The exact amount of compound or salt used in a pharmaceutical composition of the invention will vary according to factors known to those of skill in the art, such as the physical and chemical nature of the compound or salt, the nature of the carrier, and the intended dosing regimen.

In some embodiments, the compositions of the invention will contain sufficient active ingredient or prodrug to provide a dose of about 100 nanograms per kilogram (ng/kg) to about 50 milligrams per kilogram (mg/kg), preferably about 10 micrograms per kilogram ($\mu\text{g/kg}$) to about 5 mg/kg, of the compound or salt to the subject.

In other embodiments, the compositions of the invention will contain sufficient active ingredient or prodrug to provide a dose of, for example, from about 0.01 mg/m^2 to about 5.0 mg/m^2 , computed according to the Dubois method, in which the body surface area of a subject (m^2) is computed using the subject's body weight: $\text{m}^2 = (\text{wt kg}^{0.425} \times \text{height cm}^{0.725}) \times 0.007184$, although in some embodiments the methods may be performed by administering a compound or salt or composition in a dose outside this range. In some of these embodiments, the method includes administering sufficient compound to provide a dose of from about 0.1 mg/m^2 to about 2.0 mg/m^2 to the subject, for example, a dose of from about 0.4 mg/m^2 to about 1.2 mg/m^2 .

A variety of dosage forms may be used, such as tablets, lozenges, capsules, parenteral formulations, syrups, creams, ointments, aerosol formulations, transdermal patches, transmucosal patches and the like. These dosage forms can be prepared with conventional pharmaceutically acceptable carriers and additives using conventional methods, which generally include the step of bringing the active ingredient into association with the carrier.

The compounds or salts of the invention can be administered as the single therapeutic agent in the treatment regimen, or the compounds or salts described herein may be administered in combination with one another or with other active agents, including additional immune response modifiers, antivirals, antibiotics, antibodies, proteins, peptides, oligonucleotides, etc.

Compounds or salts of the invention have been shown to induce the production of certain cytokines in experiments performed according to the tests set forth below. These results indicate that the compounds or salts are useful for modulating the immune response in a number of different ways, rendering them useful in the treatment of a variety of disorders.

Cytokines whose production may be induced by the administration of compounds or salts of the invention generally include interferon- α (IFN- α) and tumor necrosis factor- α (TNF- α) as well as certain interleukins (IL). Cytokines whose biosynthesis may be induced by compounds or salts of the invention include IFN- α , TNF- α , IL-1, IL-6, IL-10 and IL-12, and a variety of other cytokines. Among other effects, these and other cytokines can inhibit virus production and tumor cell growth, making the compounds or salts useful in the treatment of viral diseases and neoplastic diseases. Accordingly, the invention provides a method of inducing cytokine biosynthesis in an animal comprising administering an effective amount of a compound or salt of the invention to the animal. The animal to which the compound or salt is administered for induction of cytokine biosynthesis may have a disease as described *infra*, for example a viral disease or a neoplastic disease, and administration of the compound or salt may provide therapeutic treatment. Alternatively, the compound or salt may be administered to the animal prior to the animal acquiring the disease so that administration of the compound or salt may provide a prophylactic treatment.

In addition to the ability to induce the production of cytokines, compounds or salts described herein can affect other aspects of the innate immune response. For example, natural killer cell activity may be stimulated, an effect that may be due to cytokine induction. The compounds or salts may also activate macrophages, which in turn stimulate secretion of nitric oxide and the production of additional cytokines. Further, the compounds or salts may cause proliferation and differentiation of B-lymphocytes.

Compounds or salts described herein can also have an effect on the acquired immune response. For example, the production of the T helper type 1 (T_H1) cytokine IFN- γ may be induced indirectly and the production of the T helper type 2 (T_H2) cytokines IL-4, IL-5 and IL-13 may be inhibited upon administration of the compounds or salts.

Whether for prophylaxis or therapeutic treatment of a disease, and whether for effecting innate or acquired immunity, the compound or salt or composition may be

administered alone or in combination with one or more active components as in, for example, a vaccine adjuvant. When administered with other components, the compound or salt or composition and other component or components may be administered separately; together but independently such as in a solution; or together and associated with one another such as (a) covalently linked or (b) non-covalently associated, e.g., in a colloidal suspension.

Conditions for which compounds or salts or compositions identified herein may be used as treatments include, but are not limited to:

(a) viral diseases such as, for example, diseases resulting from infection by an adenovirus, a herpesvirus (e.g., HSV-I, HSV-II, CMV, or VZV), a poxvirus (e.g., an orthopoxvirus such as variola or vaccinia, or molluscum contagiosum), a picornavirus (e.g., rhinovirus or enterovirus), an orthomyxovirus (e.g., influenzavirus), a paramyxovirus (e.g., parainfluenzavirus, mumps virus, measles virus, and respiratory syncytial virus (RSV)), a coronavirus (e.g., SARS), a papovavirus (e.g., papillomaviruses, such as those that cause genital warts, common warts, or plantar warts), a hepadnavirus (e.g., hepatitis B virus), a flavivirus (e.g., hepatitis C virus or Dengue virus), or a retrovirus (e.g., a lentivirus such as HIV);

(b) bacterial diseases such as, for example, diseases resulting from infection by bacteria of, for example, the genus Escherichia, Enterobacter, Salmonella, Staphylococcus, Shigella, Listeria, Aerobacter, Helicobacter, Klebsiella, Proteus, Pseudomonas, Streptococcus, Chlamydia, Mycoplasma, Pneumococcus, Neisseria, Clostridium, Bacillus, Corynebacterium, Mycobacterium, Campylobacter, Vibrio, Serratia, Providencia, Chromobacterium, Brucella, Yersinia, Haemophilus, or Bordetella;

(c) other infectious diseases, such as chlamydia, fungal diseases including but not limited to candidiasis, aspergillosis, histoplasmosis, cryptococcal meningitis, or parasitic diseases including but not limited to malaria, pneumocystis carinii pneumonia, leishmaniasis, cryptosporidiosis, toxoplasmosis, and trypanosome infection;

(d) neoplastic diseases, such as intraepithelial neoplasias, cervical dysplasia, actinic keratosis, basal cell carcinoma, squamous cell carcinoma, renal cell carcinoma, Kaposi's sarcoma, melanoma, leukemias including but not limited to acute myeloid leukemia, acute lymphocytic leukemia, chronic myeloid leukemia, chronic lymphocytic

leukemia, multiple myeloma, Hodgkin's lymphoma, non-Hodgkin's lymphoma, cutaneous T-cell lymphoma, B-cell lymphoma, and hairy cell leukemia, and other cancers;

(e) T_H2-mediated, atopic diseases, such as atopic dermatitis or eczema, eosinophilia, asthma, allergy, allergic rhinitis, and Ommen's syndrome;

5 (f) certain autoimmune diseases such as systemic lupus erythematosus, essential thrombocythaemia, multiple sclerosis, discoid lupus, alopecia areata; and

(g) diseases associated with wound repair such as, for example, inhibition of keloid formation and other types of scarring (e.g., enhancing wound healing, including chronic wounds).

10 Additionally, a compound or salt identified herein may be useful as a vaccine adjuvant for use in conjunction with any material that raises either humoral and/or cell mediated immune response, such as, for example, live viral, bacterial, or parasitic immunogens; inactivated viral, tumor-derived, protozoal, organism-derived, fungal, or bacterial immunogens; toxoids; toxins; self-antigens; polysaccharides; proteins;

15 glycoproteins; peptides; cellular vaccines; DNA vaccines; autologous vaccines; recombinant proteins; and the like, for use in connection with, for example, BCG, cholera, plague, typhoid, hepatitis A, hepatitis B, hepatitis C, influenza A, influenza B, parainfluenza, polio, rabies, measles, mumps, rubella, yellow fever, tetanus, diphtheria, hemophilus influenza b, tuberculosis, meningococcal and pneumococcal vaccines,

20 adenovirus, HIV, chicken pox, cytomegalovirus, dengue, feline leukemia, fowl plague, HSV-1 and HSV-2, hog cholera, Japanese encephalitis, respiratory syncytial virus, rotavirus, papilloma virus, yellow fever, and Alzheimer's Disease.

Compounds or salts identified herein may be particularly helpful in individuals having compromised immune function. For example, compounds or salts may be used for

25 treating the opportunistic infections and tumors that occur after suppression of cell mediated immunity in, for example, transplant patients, cancer patients and HIV patients.

Thus, one or more of the above diseases or types of diseases, for example, a viral disease or a neoplastic disease may be treated in an animal in need thereof (having the disease) by administering a therapeutically effective amount of a compound or salt of the

30 invention to the animal.

An animal may also be vaccinated by administering an effective amount of a compound or salt described herein, as a vaccine adjuvant. In one embodiment, there is

provided a method of vaccinating an animal comprising administering an effective amount of a compound or salt described herein to the animal as a vaccine adjuvant.

An amount of a compound or salt effective to induce cytokine biosynthesis is an amount sufficient to cause one or more cell types, such as monocytes, macrophages, dendritic cells and B-cells to produce an amount of one or more cytokines such as, for example, IFN- α , TNF- α , IL-1, IL-6, IL-10 and IL-12 that is increased (induced) over a background level of such cytokines. The precise amount will vary according to factors known in the art but is expected to be a dose of about 100 ng/kg to about 50 mg/kg, preferably about 10 μ g/kg to about 5 mg/kg. In other embodiments, the amount is expected to be a dose of, for example, from about 0.01 mg/m² to about 5.0 mg/m², (computed according to the Dubois method as described above) although in some embodiments the induction or inhibition of cytokine biosynthesis may be performed by administering a compound or salt in a dose outside this range. In some of these embodiments, the method includes administering sufficient compound or salt or composition to provide a dose of from about 0.1 mg/m² to about 2.0 mg/m² to the subject, for example, a dose of from about 0.4 mg/m² to about 1.2 mg/m².

The invention also provides a method of treating a viral infection in an animal and a method of treating a neoplastic disease in an animal comprising administering an effective amount of a compound or salt of the invention to the animal. An amount effective to treat or inhibit a viral infection is an amount that will cause a reduction in one or more of the manifestations of viral infection, such as viral lesions, viral load, rate of virus production, and mortality as compared to untreated control animals. The precise amount that is effective for such treatment will vary according to factors known in the art but is expected to be a dose of about 100 ng/kg to about 50 mg/kg, preferably about 10 μ g/kg to about 5 mg/kg. An amount of a compound or salt effective to treat a neoplastic condition is an amount that will cause a reduction in tumor size or in the number of tumor foci. Again, the precise amount will vary according to factors known in the art but is expected to be a dose of about 100 ng/kg to about 50 mg/kg, preferably about 10 μ g/kg to about 5 mg/kg. In other embodiments, the amount is expected to be a dose of, for example, from about 0.01 mg/m² to about 5.0 mg/m², (computed according to the Dubois method as described above) although in some embodiments either of these methods may be performed by administering a compound or salt in a dose outside this range. In some of

these embodiments, the method includes administering sufficient compound or salt to provide a dose of from about 0.1 mg/m² to about 2.0 mg/m² to the subject, for example, a dose of from about 0.4 mg/m² to about 1.2 mg/m².

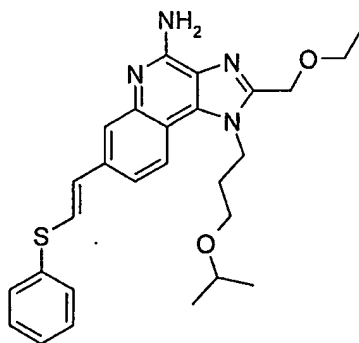
In addition to the formulations and uses described specifically herein, other formulations, uses, and administration devices suitable for compounds of the present invention are described in, for example, International Publication Nos. WO 03/077944 and WO 02/036592, U.S. Patent No. 6,245,776, and U.S. Publication Nos. 2003/0139364, 2003/185835, 2004/0258698, 2004/0265351, 2004/076633, and 2005/0009858.

Objects and advantages of this invention are further illustrated by the following examples, but the particular materials and amounts thereof recited in these examples, as well as other conditions and details, should not be construed to unduly limit this invention.

EXAMPLES

Example 1

2-Ethoxymethyl-1-(3-isopropoxypropyl)-7-[(*E*)-2-(phenylthio)ethenyl]-1*H*-imidazo[4,5-*c*]quinolin-4-amine



Part A

7-Bromo-4-chloro-3-nitroquinoline (40 g) was dissolved in dichloromethane (1.4 L) and triethylamine (23.3 mL). 3-Isopropoxypropylamine (19.3 mL) was added dropwise. After 48 hours, the reaction mixture was washed successively with water and saturated aqueous sodium chloride. The organic fraction was dried over anhydrous sodium sulfate, filtered and concentrated under reduced pressure. (7-Bromo-3-nitroquinolin-4-yl)-(3-isopropoxypropyl)amine was isolated as a tan solid (51.2g).

Part B

(7-Bromo-3-nitroquinolin-4-yl)-(3-isopropoxypropyl)amine (51 g) was slurried in acetonitrile (750 mL) and added to a Parr flask containing 5% platinum on carbon (5 g). The flask was degassed three times, then charged with hydrogen (30 psi) and shaken for 4
5 hours with replenishment of the hydrogen as necessary. The platinum catalyst was removed by filtration through a bed of CELITE filter agent. The filtrate was evaporated to afford 7-bromo-N⁴-(3-isopropoxypropyl)quinoline-3,4-diamine as a yellow oil (45 g).

Part C

7-Bromo-N⁴-(3-isopropoxypropyl)quinoline-3,4-diamine (45 g) was dissolved in
10 acetonitrile (1.3 L) and triethylamine (19.4 mL). Ethoxyacetyl chloride (18.0 g) was added dropwise to the solution and the reaction was stirred for 16 hours. The solvent was removed under reduced pressure to afford a tan solid. The solid was added to a solution of ethanol (1 L) and triethylamine (77.5 mL) and heated at reflux for 4 hours. The solvent was removed under reduced pressure. Water was added to the solid residue and the crude
15 product was recovered by filtration. Recrystallization from acetonitrile yielded 36.25 g of 7-bromo-2-ethoxymethyl-1-(3-isopropoxypropyl)-1*H*-imidazo[4,5-*c*]quinoline as a tan crystalline solid.

Part D

7-Bromo-2-ethoxymethyl-1-(3-isopropoxypropyl)-1*H*-imidazo[4,5-*c*]quinoline (20
20 g) was dissolved in chloroform (400 mL). 3-Chloroperoxybenzoic acid (60 % pure, 17.1 g) was added in 2 g portions over a 5 minute period and the reaction was stirred for 1 hour. Ammonium hydroxide (300 mL) was added and the mixture was cooled to 5 °C with an ice/water bath. *p*-Toluenesulfonyl chloride (9.4 g) was added at the rate of 1 g/min to minimize gas evolution. After stirring for 16 hours, the layers were separated and the
25 aqueous fraction was extracted with chloroform. The combined organic fractions were sequentially washed with 5% aqueous sodium bicarbonate, water and brine; dried over anhydrous sodium sulfate, filtered and concentrated under reduced pressure. The residue was purified by flash column chromatography on silica gel. The polar component of the eluent was chloroform:methanol:ammonium hydroxide 80:18:2 (CMA). The purification
30 was carried out eluting with chloroform:CMA in a gradient from 98:2 to 88:12. The material recovered from the column was recrystallized from acetonitrile to yield 7.0 g of

7-bromo-2-ethoxymethyl-1-(3-isopropoxypropyl)-1*H*-imidazo[4,5-*c*]quinolin-4-amine as a tan granular powder.

Part E

7-Bromo-2-ethoxymethyl-1-(3-isopropoxypropyl)-1*H*-imidazo[4,5-*c*]quinolin-4-ylamine (1.00 g, 2.46 mmol), tris(2-tolyl)phosphine (16 mg, 0.05mmol) and a stir bar were added to a pressure vessel. Palladium(II) acetate (6 mg, 0.025mmol), phenyl vinyl sulfide (0.330 mL, 2.53 mmol) and triethylamine (0.685 mL, 4.92 mmol) were subsequently added, followed by toluene (5 mL). The vessel was sealed with a TEFLON cap and the reaction was heated at 110 °C for 40 hours. The reaction mixture was cooled to ambient temperature and concentrated under reduced pressure. The residue was purified by flash column chromatography (silica gel, eluting with a linear gradient of 1-7% methanol in dichloromethane), followed by recrystallization from acetonitrile to provide 0.35 g of 2-ethoxymethyl-1-(3-isopropoxypropyl)-7-[(*E*)-2-(phenylthio)ethenyl]-1*H*-imidazo[4,5-*c*]quinolin-4-amine hydrobromide as yellow-orange crystals, mp 220-221 °C.

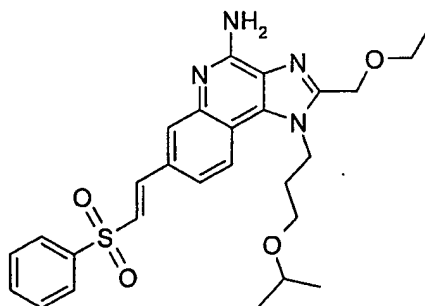
¹H NMR (300 MHz, DMSO-*d*₆) δ 13.16 (s, 1H), 9.2-8.1 (br s, 2H), 8.29 (d, *J* = 9.1 Hz, 1H), 7.93-7.73 (m, 2H), 7.57-7.32 (m, 6H), 6.90 (d, *J* = 15.6 Hz, 1H), 4.83 (s, 2H), 4.72-4.67 (m, 2H), 3.64-3.51 (m, 5H), 2.15-2.02 (m, 2H), 1.18 (t, *J* = 7.0 Hz, 3H), 1.14 (d, *J* = 6.1 Hz, 6H);

HRMS (ESI) *m/z* 477.2323 (477.2324 calcd. for C₂₇H₃₂N₄O₂S, M+H);

Anal. Calcd. for C₂₇H₃₂N₄O₂S•HBr: C, 58.16; H, 5.97; N, 10.05; Br, 14.33. Found: C, 58.42; H, 6.49; N, 10.06; Br, 14.28.

Example 2

2-Ethoxymethyl-1-(3-isopropoxypropyl)-7-[(*E*)-2-(phenylsulfonyl)ethenyl]-1*H*-imidazo[4,5-*c*]quinolin-4-amine



25

Part A

7-Bromo-2-ethoxymethyl-1-(3-isopropoxypropyl)-1*H*-imidazo[4,5-*c*]quinoline (1.00 g, 2.46 mmol), phenyl vinyl sulfone (0.852 g, 5.06 mmol), palladium(II) acetate (12 mg, 0.05 mmol), and tris(2-tolyl)phosphine (32 mg, 0.10 mmol) were added to a pressure tube. Triethylamine (1.37 mL, 9.84 mmol) and acetonitrile (5 mL) were added. The tube
5 was flushed with nitrogen, sealed with a TEFLON plug and heated at 100 °C for 96 hours. The reaction mixture was cooled to ambient temperature and concentrated under reduced pressure. The residue was initially purified by flash column chromatography (silica gel, eluting with a gradient of 50%-100% ethyl acetate in hexanes, followed by a gradient of 2%-6% methanol in ethyl acetate). Recrystallization of the resulting solid from acetonitrile
10 provided 0.600 g 7-(2-benzenesulfonylvinyl)-2-ethoxymethyl-1-(3-isopropoxypropyl)-1*H*-imidazo[4,5-*c*]quinoline as a yellow crystalline solid.

Part B

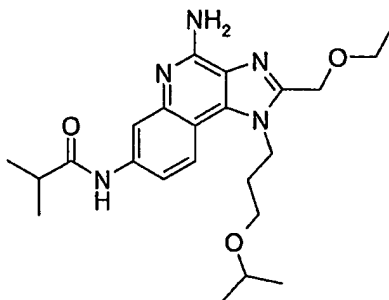
7-(2-Benzenesulfonylvinyl)-2-ethoxymethyl-1-(3-isopropoxypropyl)-1*H*-imidazo[4,5-*c*]quinoline (0.600 g, 1.22 mmol) was dissolved in chloroform (12 mL). 3-
15 Chloroperoxybenzoic acid (60% purity, 0.351 g, 1.22 mmol) was added. The reaction was stirred for 30 minutes. Ammonium hydroxide (8 mL) was added and the mixture was stirred for 10 minutes. *p*-Toluenesulfonyl chloride (0.232 g, 1.22 mmol) was added in one portion and the reaction was stirred for an additional 16 hours. The layers were separated and the aqueous fraction was extracted with chloroform. The combined organic fractions
20 were sequentially washed with water and saturated aqueous sodium chloride, dried over anhydrous sodium sulfate, filtered, and concentrated under reduced pressure. The residue was purified by column chromatography using a Horizon HPFC system (an automated, modular high-performance flash purification product available from Biotage, Inc.;
Charlottesville, Virginia, USA). The polar component of the eluent was
25 chloroform:methanol:ammonium hydroxide 80:18:2 (CMA). The purification was carried out with a silica cartridge eluting with a linear gradient of 1-22% CMA in chloroform. The resulting material was subsequently recrystallized from acetonitrile to yield 0.320 g 2-ethoxymethyl-1-(3-isopropoxypropyl)-7-[(*E*)-2-(phenylsulfonyl)ethenyl]-1*H*-imidazo[4,5-*c*]quinolin-4-amine as green needles, mp 188.5-190.0 °C.
30 ¹H NMR (300 MHz, DMSO-*d*₆) δ 8.20 (d, *J* = 8.6 Hz, 1H), 7.98-7.92 (m, 3H), 7.81-7.60 (m, 6H), 6.76 (s, 2H), 4.78 (s, 2H), 4.67-4.62 (m, 2H), 3.63-3.44 (m, 5H), 2.13-1.98 (m, 2H), 1.16 (t, *J* = 7.0 Hz, 3H), 1.15 (d, *J* = 6.1 Hz, 6H);

HRMS (ESI) m/z 509.2218 (509.2223 calcd. for $C_{27}H_{32}N_4O_4S$, M+H);

Anal. Calcd. for $C_{27}H_{32}N_4O_4S \cdot 0.8H_2O$: C, 62.02; H, 6.47; N, 10.72; S, 6.13. Found: C, 62.03; H, 6.52; N, 10.73; S, 6.12.

Example 3

5 *N*-[4-Amino-2-ethoxymethyl-1-(3-isopropoxypropyl)-1*H*-imidazo[4,5-*c*]quinolin-7-yl]-2-methylpropanamide



Part A

7-Bromo-2-ethoxymethyl-1-(3-isopropoxypropyl)-1*H*-imidazo[4,5-*c*]quinoline
10 (0.5 g, 1.23 mmol), potassium phosphate (0.548 g, 2.58 mmol), isobutyramide (0.128 g, 1.48 mmol), copper(I) iodide (46 mg, 0.246 mmol), and *trans*-(±)-1,2-diaminocyclohexane were added to a 2 dram vial. Dioxane (1.2 mL) and a stir bar were added and the vial was sealed with a TEFLON lined cap. The vial was heated at 110 °C for 16 hours. The reaction was cooled to ambient temperature and then diluted with water and chloroform.
15 The layers were separated and the organic fraction was washed with water and saturated aqueous sodium chloride. The organic fraction was dried over anhydrous sodium sulfate, filtered, and concentrated under reduced pressure. Purification using a HORIZON HPFC system (silica cartridge, eluting with a linear gradient of 2-23% CMA in chloroform) provided 0.402 g of *N*-[2-ethoxymethyl-1-(3-isopropoxypropyl)-1*H*-imidazo[4,5-*c*]quinolin-7-yl]-2-methylpropanamide as a yellowish waxy solid.
20

Part B

N-[2-ethoxymethyl-1-(3-isopropoxypropyl)-1*H*-imidazo[4,5-*c*]quinolin-7-yl]-2-methylpropanamide (0.400 g, 0.98 mmol) was dissolved in chloroform (10 mL). 3-Chloroperoxybenzoic acid (60% purity, 0.532 g, 1.85 mmol) was added in two portions 30
25 minutes apart. The reaction was stirred for an additional 30 minutes. Ammonium hydroxide (10 mL) was added and the reaction was stirred for 10 minutes. Benzenesulfonyl chloride (0.236 mL, 1.8 mmol) was added in one portion and the reaction

was stirred for 72 hours. The layers were separated and the aqueous fraction was extracted with chloroform. The combined organic fractions were sequentially washed with water and saturated aqueous sodium chloride, dried over anhydrous sodium sulfate, filtered, and concentrated under reduced pressure. Purification using a HORIZON HPFC system (silica cartridge, eluting with a linear gradient of 2-25% CMA in chloroform), followed by recrystallization from acetonitrile provided 0.130 g of *N*-[4-amino-2-ethoxymethyl-1-(3-isopropoxypropyl)-1*H*-imidazo[4,5-*c*]quinolin-7-yl]-2-methylpropanamide as a beige solid, mp 214-215 °C.

¹H NMR (300 MHz, DMSO-*d*₆) δ 9.88 (s, 1H), 8.11 (d, *J* = 8.9 Hz, 1H), 7.96 (d, *J* = 2.1 Hz, 1H), 7.51 (dd, *J* = 8.9, 2.1 Hz, 1H), 6.52 (s, 2H), 4.75 (s, 2H), 4.62-4.57 (m, 2H), 3.65-3.48 (m, 5H), 2.73-2.58 (m, 1H), 2.15-2.00 (m, 2H), 1.18-1.12 (m, 15H);

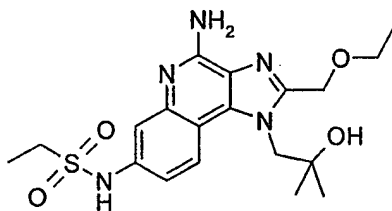
¹³C NMR (75 MHz, DMSO-*d*₆) δ 175.2, 152.2, 148.3, 145.9, 138.3, 133.1, 120.7, 115.0, 114.0, 110.4, 70.7, 65.3, 64.0, 63.9, 42.8, 35.0, 30.3, 22.0, 19.5, 14.9;

MS (ESI) *m/z* 428.2657 (428.2662 calcd. for C₂₃H₃₃N₅O₃, M+H);

Anal. Calcd. for C₂₃H₃₃N₅O₃•0.25H₂O: C, 63.94; H, 7.82; N, 16.21. Found: C, 64.02; H, 8.10; N, 16.25.

Example 4

N-[4-Amino-2-ethoxymethyl-1-(2-hydroxy-2-methylpropyl)-1*H*-imidazo[4,5-*c*]quinolin-7-yl]ethanesulfonamide



20

The general method described in Part A of Example 3 was followed using 7-bromo-2-ethoxymethyl-1-(2-hydroxy-2-methylpropyl)-1*H*-imidazo[4,5-*c*]quinolin-4-amine (U.S. Patent Application Publication No. US 2004/0147543, Examples 125-135) in lieu of 7-bromo-2-ethoxymethyl-1-(3-isopropoxypropyl)-1*H*-imidazo[4,5-*c*]quinoline and ethanesulfonamide in lieu of isobutyramide. Purification using a HORIZON HPFC system (silica cartridge, eluting with a linear gradient of 2-25% CMA in chloroform), followed by recrystallization from acetonitrile afforded 0.108 g of *N*-[4-amino-2-

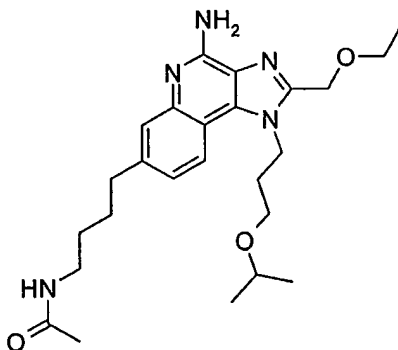
25

ethoxymethyl-1-(2-hydroxy-2-methylpropyl)-1*H*-imidazo[4,5-*c*]quinolin-7-yl]ethanesulfonamide as white crystals, mp 124.0-127.0 °C.

- ¹H NMR (300 MHz, DMSO-*d*₆) δ 9.85 (s, 1H), 8.21 (d, *J* = 9.0 Hz, 1H), 7.44 (d, *J* = 2.4 Hz, 1H), 7.11 (dd, *J* = 8.9, 2.3 Hz, 1H), 6.56 (s, 2H), 5.05-4.73 (br s, 1H), 4.86 (s, 2H),
 5 4.62 (s, 2H), 3.50 (q, *J* = 7.0 Hz, 2H), 3.11 (q, *J* = 7.3 Hz, 2H), 1.21 (t, *J* = 7.3 Hz, 3H),
 1.17 (br s, 6H), 1.13 (t, *J* = 7.0 Hz, 3H);
¹³C NMR (125 MHz, DMSO-*d*₆) δ 152.4, 150.4, 146.2, 136.9, 134.2, 125.4, 122.5, 114.7,
 113.1, 111.6, 70.6, 65.2, 64.8, 54.7, 44.9, 27.5, 15.0, 8.0;
 MS (APCI) *m/z* 422 (M+H)⁺;
 10 Anal. Calcd. for C₁₉H₂₇N₅O₄S·0.25H₂O: C, 53.57; H, 6.51; N, 16.44; S, 7.53. Found: C,
 53.28; H, 6.72; N, 16.58; S, 7.42.

Example 5

N-{4-[4-Amino-2-ethoxymethyl-1-(3-isopropoxypropyl)-1*H*-imidazo[4,5-*c*]quinolin-7-yl]butyl}acetamide



15

Part A

- 7-Bromo-2-ethoxymethyl-1-(3-isopropoxypropyl)-1*H*-imidazo[4,5-*c*]quinoline
 (1.9 g, 4.68 mmol), 2-but-3-enyl-1*H*-isoindole-1,3(2*H*)-dione (1.04 g, 5.15 mmol), cesium
 carbonate (3.05 g, 9.36 mmol), triphenylphosphine (0.246 g, 0.94 mmol), palladium(II)
 20 acetate (0.105 g, 0.47 mmol), and *N,N*-dimethylformamide (DMF) (28 mL) were added to
 a pressure tube. The vessel was sealed with a TEFLON cap and heated at 140 °C for 2.5
 hours. The reaction was cooled to ambient temperature. The reaction was diluted with
 ethyl acetate and washed multiple times with water. The initial water wash was extracted
 25 again. The organic fractions were combined and washed with water once
 again. The organic fractions were concentrated under reduced pressure and the residue
 was purified using a HORIZON HPFC system (silica cartridge, eluting with a linear

gradient of 2-20% CMA in chloroform) to yield 1.9 g of 2- $\{(3E)\text{-}4\text{-}[2\text{-ethoxymethyl-}1\text{-}(3\text{-isopropoxypropyl})\text{-}1H\text{-imidazo}[4,5\text{-}c]\text{quinolin-}7\text{-yl]but-}3\text{-enyl}\}\text{-}1H\text{-isoindole-}1,3(2H)\text{-dione}$ as a pale yellow oil.

Part B

5 2- $\{(3E)\text{-}4\text{-}[2\text{-ethoxymethyl-}1\text{-}(3\text{-isopropoxypropyl})\text{-}1H\text{-imidazo}[4,5\text{-}c]\text{quinolin-}7\text{-yl]but-}3\text{-enyl}\}\text{-}1H\text{-isoindole-}1,3(2H)\text{-dione}$ (1.9 g, 3.6 mmol) was dissolved in ethanol (50 mL) and added to a Parr flask containing 10% palladium on carbon (0.3 g) wetted with ethanol. The flask was degassed three times, charged with hydrogen (50 psi) and shaken for 16 hours. The catalyst was removed by filtration through CELITE filter agent.
10 Concentration of the filtrate under reduced pressure provided 1.9 g of 2- $\{4\text{-}[2\text{-ethoxymethyl-}1\text{-}(3\text{-isopropoxypropyl})\text{-}1H\text{-imidazo}[4,5\text{-}c]\text{quinolin-}7\text{-yl]butyl}\}\text{-}1H\text{-isoindole-}1,3(2H)\text{-dione}$ as a pale yellow oil.

Part C

15 2- $\{4\text{-}[2\text{-}(ethoxymethyl)\text{-}1\text{-}(3\text{-isopropoxypropyl})\text{-}1H\text{-imidazo}[4,5\text{-}c]\text{quinolin-}7\text{-yl]butyl}\}\text{-}1H\text{-isoindole-}1,3(2H)\text{-dione}$ (1.5 g, 2.84 mmol) was dissolved in ethyl acetate (15 mL) and heated to 50 °C. 33% Peracetic acid in acetic acid (0.60 mL, 2.84 mmol) was added and the solution was stirred for 3 hours. Another 0.2 mL peracetic acid was added and the reaction was stirred for 1 hour. The mixture was cooled to ambient temperature and quenched with aqueous sodium metabisulfite (0.593 g in 1.2 mL water). The solution
20 was made basic with saturated aqueous sodium carbonate. The mixture was diluted with water and the layers were separated. The aqueous fraction was extracted with ethyl acetate. The organic fractions were combined and concentrated under reduced pressure. The resulting yellow foam was dissolved in dichloromethane (15 mL) and ammonium hydroxide (10 mL). *p*-Toluenesulfonyl chloride (0.541 g, 2.84 mmol) was added in one
25 portion. The mixture was stirred for 70 hours. The layers were separated and the aqueous fraction was extracted with dichloromethane. The organic fractions were combined and concentrated under reduced pressure to yield 0.525 g of 2- $\{4\text{-}[4\text{-amino-}2\text{-ethoxymethyl-}1\text{-}(3\text{-isopropoxypropyl})\text{-}1H\text{-imidazo}[4,5\text{-}c]\text{quinolin-}7\text{-yl]butyl}\}\text{-}1H\text{-isoindole-}1,3(2H)\text{-dione}$ as a yellow oil.

30 Part D

 2- $\{4\text{-}[4\text{-amino-}2\text{-ethoxymethyl-}1\text{-}(3\text{-isopropoxypropyl})\text{-}1H\text{-imidazo}[4,5\text{-}c]\text{quinolin-}7\text{-yl]butyl}\}\text{-}1H\text{-isoindole-}1,3(2H)\text{-dione}$ (1.15 g, 2.1 mmol) was dissolved in

ethanol (36 mL. Hydrazine (0.372 mL, 11.4 mmol) was added and the solution was heated at reflux temperature for 1 hour. The resulting white slurry was cooled to ambient temperature and filtered. The solid showed 40% product by NMR. The solid was saved and used in Part E. The filtrate was concentrated under reduced pressure and purified using a HORIZON HPFC system (silica cartridge, eluting with a linear gradient of 2-20% CMA in chloroform) to provide 0.211 g of 7-(4-aminobutyl)-2-ethoxymethyl-1-(3-isopropoxypropyl)-1*H*-imidazo[4,5-*c*]quinolin-4-amine as a white solid.

Part E

The crude mixture of 7-(4-aminobutyl)-2-ethoxymethyl-1-(3-isopropoxypropyl)-1*H*-imidazo[4,5-*c*]quinolin-4-amine from Part D was slurried in chloroform (7 mL) and triethylamine (0.185 mL, 1.32 mmol). Acetic anhydride (0.061 mL, 1.32 mmol) was added and the mixture was stirred for 16 hours. The resulting solution was concentrated under reduced pressure and the residue was purified using a HORIZON HPFC system (silica cartridge, eluting with a linear gradient of 1-20% CMA in chloroform). The diacylated product was dissolved in methanol (10 mL) and concentrated hydrochloric acid (2 mL). The mixture was heated to reflux for 2 hours and then cooled to ambient temperature. Saturated aqueous sodium carbonate was added to make the reaction basic. The methanol was evaporated under reduced pressure and the residue was extracted with dichloromethane (2x100 mL). The combined organic fractions were dried over sodium sulfate, filtered, and concentrated under reduced pressure. The residue was purified using a HORIZON HPFC system (silica cartridge, eluting with a linear gradient of 2-15% CMA in chloroform). Subsequent crystallization from ethyl acetate and hexanes provided 0.192 g of *N*-{4-[4-amino-2-ethoxymethyl-1-(3-isopropoxypropyl)-1*H*-imidazo[4,5-*c*]quinolin-7-yl]butyl}acetamide as flocculent white crystals, mp 122-124 °C.

¹H NMR (300 MHz, DMSO-*d*₆) δ 8.10 (d, *J* = 8.4 Hz, 1H), 7.79 (t, *J* = 4.8 Hz, 1H), 7.42 (d, *J* = 1.1 Hz, 1H), 7.09 (dd, *J* = 8.3, 1.3 Hz, 1H), 6.51 (s, 2H), 4.76 (s, 2H), 4.64-4.59 (m, 2H), 3.64-3.47 (m, 5H), 3.09-3.03 (m, 2H), 2.69 (t, *J* = 7.4 Hz, 2H), 2.15-2.01 (m, 2H), 1.78 (s, 3H), 1.68-1.59 (m, 2H), 1.48-1.36 (m, 2H), 1.16 (t, *J* = 7.0 Hz, 3H), 1.15 (d, *J* = 6.2 Hz, 6H);

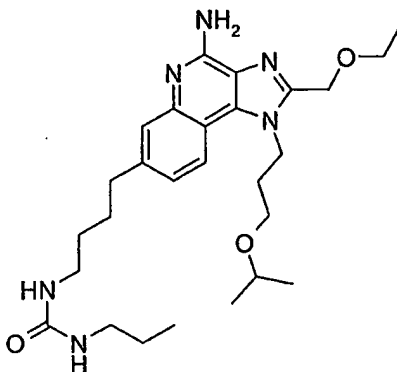
¹³C NMR (125 MHz, DMSO-*d*₆) δ 168.8, 152.0, 148.5, 145.3, 140.7, 133.1, 125.8, 125.3, 122.0, 120.4, 112.6, 70.8, 65.4, 64.1, 63.9, 42.8, 38.3, 34.8, 30.3, 28.8, 28.3, 22.6, 22.0, 14.9;

MS (ESI) m/z 456 (M+H)⁺;

Anal. Calcd. for C₂₅H₃₇N₅O₃: C, 65.91; H, 8.19; N, 15.37. Found: C, 65.62; H, 7.94; N, 15.42.

Example 6

5 *N*-{4-[4-Amino-2-ethoxymethyl-1-(3-isopropoxypropyl)-1*H*-imidazo[4,5-*c*]quinolin-7-yl]butyl}-*N'*-propylurea



7-(4-Aminobutyl)-2-ethoxymethyl-1-(3-isopropoxypropyl)-1*H*-imidazo[4,5-*c*]quinolin-4-amine (0.250 g, 0.604 mmol) was dissolved in dichloromethane. Propyl isocyanate (0.060 mL, 0.604 mmol) was added and the reaction was stirred for 16 hours. A feathery solid was produced. The dichloromethane was removed under reduced pressure. The residue was diluted (not dissolved) in acetonitrile. This altered the solid to a more granular form. The solid was filtered, washed with acetonitrile, and dried to yield 0.090 g of *N*-{4-[4-Amino-2-ethoxymethyl-1-(3-isopropoxypropyl)-1*H*-imidazo[4,5-*c*]quinolin-7-yl]butyl}-*N'*-propylurea as an off-white solid, mp 134.5-135.5 °C.

15 ¹H NMR (300 MHz, DMSO-*d*₆) δ 8.10 (d, *J* = 8.4 Hz, 1H), 7.42 (s, 1H), 7.09 (dd, *J* = 8.3, 1.2 Hz, 1H), 6.50 (s, 2H), 5.75 (t, *J* = 5.4 Hz, 1H), 5.71 (t, *J* = 5.7 Hz, 1H), 4.76 (s, 2H), 4.63-4.60 (m, 2H), 3.62-3.54 (m, 3H), 3.49 (t, *J* = 5.5 Hz, 2H), 3.03-2.99 (m, 2H), 2.92 (q, *J* = 6.5 Hz, 2H), 2.68 (t, *J* = 7.5 Hz, 2H), 2.11-2.04 (m, 2H), 1.65-1.59 (m, 2H), 1.44-1.31 (m, 4H), 1.77-1.15 (m, 9H), 0.81 (t, *J* = 7.4 Hz, 3H);

20 ¹³C NMR (125 MHz, DMSO-*d*₆) δ 158.0, 151.9, 148.5, 145.4, 140.8, 133.1, 125.8, 125.3, 122.1, 120.4, 112.5, 70.8, 65.3, 64.1, 63.9, 42.8, 41.0, 34.9, 30.3, 29.7, 28.3, 23.2, 22.0, 14.9, 11.3;

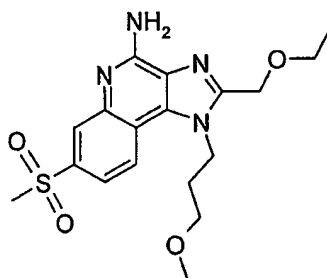
MS (APCI) m/z 499 (M+H)⁺;

Anal. Calcd. for C₂₇H₄₂N₆O₃: C, 65.03; H, 8.49; N, 16.85. Found: C, 64.90; H, 8.38; N, 16.84.

Example 7

2-Ethoxymethyl-1-(3-methoxypropyl)-7-methylsulfonyl-1*H*-imidazo[4,5-*c*]quinolin-4-amine

5



Part A

7-Bromo-2-ethoxymethyl-1-(3-methoxypropyl)-1*H*-imidazo[4,5-*c*]quinoline (U.S. Patent Application Publication No. US 2004/0147543 Examples 163-175, 1.0 g, 2.64 mmol) and sodium thiomethoxide (0.185 g, 2.64 mmol) were dissolved in *N,N*-dimethylformamide (25 mL). The reaction mixture was stirred at ambient temperature for 20 minutes and then heated at 55 °C for 16 hours. The reaction was cooled to ambient temperature and the solvent was removed under reduced pressure. The residue was dissolved in dichloromethane and sequentially washed with water and saturated aqueous sodium chloride, dried over anhydrous sodium sulfate, filtered, and concentrated under reduced pressure. 2-Ethoxymethyl-1-(3-methoxypropyl)-7-methylthio-1*H*-imidazo[4,5-*c*]quinoline was isolated as 1.1 g of a pale yellow oil.

15

Part B

The crude oil from Part A was dissolved in chloroform (20 mL). 3-Chloroperoxybenzoic acid (60% pure, 1.96 g, 6.84 mmol) was added in one portion. After 30 minutes, an additional 0.5 g of 3-chloroperoxybenzoic acid and 5 mL of chloroform was added. After 20 minutes, the reaction mixture was poured into a separatory funnel and washed with saturated aqueous sodium carbonate. The aqueous fraction was extracted sequentially with dichloromethane, chloroform, and 9:1 chloroform/methanol. The combined organic fractions were sequentially washed with water and saturated aqueous sodium chloride, dried over sodium sulfate, filtered, and concentrated under reduced pressure. The residue was purified using a HORIZON HPFC system (silica cartridge,

25

eluting with a linear gradient of 2-30% CMA in chloroform). Fractions containing oxidized product were combined and concentrated. The residue was dissolved dichloromethane (15 mL) and diluted with ammonium hydroxide (10 mL). *p*-Toluenesulfonyl chloride was added to the mixture and the reaction was stirred for 120
 5 hours. The layers were separated and the aqueous fraction was extracted with dichloromethane. The combined organic fractions were sequentially washed with water and saturated aqueous sodium chloride, dried over sodium sulfate, filtered, and concentrated under reduced pressure. Purification using a HORIZON HPFC system (silica cartridge, eluting with a linear gradient of 1-20 % CMA in chloroform), followed
 10 by recrystallization from acetonitrile yielded 0.357 g of 2-ethoxymethyl-1-(3-methoxypropyl)-7-methylsulfonyl-1*H*-imidazo[4,5-*c*]quinolin-4-amine as white needles, mp 166.5-167.5 °C.

¹H NMR (300 MHz, DMSO-*d*₆) δ 8.34 (d, *J* = 8.7 Hz, 1H), 8.07 (d, *J* = 2.0 Hz, 1H), 7.70 (dd, *J* = 8.6, 1.9 Hz, 1H), 7.03 (s, 2H), 4.80 (s, 2H), 4.71-4.66 (m, 2H), 3.57 (q, *J* = 7.0 Hz,
 15 2H), 3.47 (t, *J* = 5.6 Hz, 2H), 3.31 (s, 3H), 3.28 (s, 3H), 2.15-2.07 (m, 2H), 1.17 (t, *J* = 7.0 Hz, 3H);

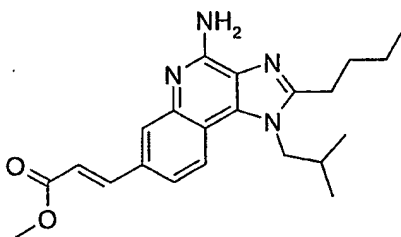
¹³C NMR (75 MHz, DMSO-*d*₆) δ 153.3, 150.3, 144.6, 138.5, 132.3, 127.8, 124.9, 121.8, 117.8, 117.7, 68.6, 65.5, 64.0, 58.1, 43.7, 43.0, 29.7, 14.9;

MS (ESI) *m/z* 393.1602 (393.1597 calcd. for C₁₈H₂₄N₄O₄S, M+H);

20 Anal. Calcd. for C₁₈H₂₄N₄O₄S: C, 55.09; H, 6.16; N, 14.28; S, 8.17. Found: C, 55.12; H, 6.02; N, 14.32; S, 8.26.

Example 8

Methyl (2*E*)-3-[4-amino-2-butyl-1-(2-methylpropyl)-1*H*-imidazo[4,5-*c*]quinolin-7-yl]prop-2-enoate



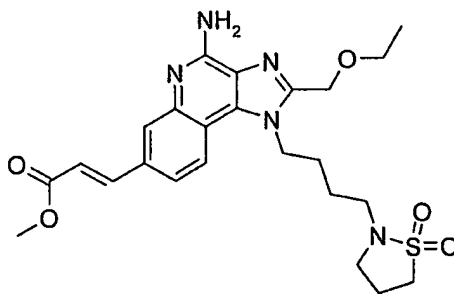
25

A thick walled glass tube, equipped with stir bar, was charged with palladium (II) acetate (18 mg, 0.08 mmol), acetonitrile (2 mL), methyl acrylate (69 mg, 0.8 mmol), triethylamine (240 mg, 2.4 mmol), tri-*o*-tolylphosphine (49 mg, 0.16 mmol) and 7-bromo-

2-butyl-1-(2-methylpropyl)-1*H*-imidazo[4,5-*c*]quinolin-4-amine (U.S. Patent Application Publication No. US 2004/0147543 Example 1, 300 mg, 0.8 mmol). The reaction mixture was purged with nitrogen and the tube was sealed and heated to 100 °C in an oil bath. The mixture became an amber homogeneous solution after approximately 5 minutes. The reaction was maintained at 100 °C for 32 hours and then concentrated to dryness. The reaction mixture was taken up in water and dichloromethane. Saturated aqueous potassium carbonate solution was added, adjusting to pH 11. The organic layer was separated and concentrated to a golden syrup. The crude product was purified by flash chromatography on silica gel (eluting with 5% methanol/dichloromethane). The resulting tan solid (230 mg) was recrystallized from acetonitrile to give 220 mg of methyl (2*E*)-3-[4-amino-2-butyl-1-(2-methylpropyl)-1*H*-imidazo[4,5-*c*]quinolin-7-yl]prop-2-enoate as a pale gold solid, mp 193-194 °C. MS (APCI) *m/z* 381.5 (M + H)⁺.

Example 9

Methyl (2*E*)-3-[4-amino-1-[4-(1,1-dioxidoisothiazolidin-2-yl)butyl]-2-(ethoxymethyl)-1*H*-imidazo[4,5-*c*]quinolin-7-yl]prop-2-enoate



A 50-mL thick walled glass vessel was charged with palladium (II) acetate (67 mg, 0.3 mmol), acetonitrile (2 mL), methyl acrylate (0.26 g, 3.0 mmol), triethylamine (0.9 g, 9.0 mmol), tri-*o*-tolylphosphine (0.18 g, 0.6 mmol) and 7-bromo-1-[4-(1,1-dioxidoisothiazolidin-2-yl)butyl]-2-(ethoxymethyl)-1*H*-imidazo[4,5-*c*]quinolin-4-amine (U.S. Patent Application Publication No. US 2004/0147543 Example 152-156, 1.5 g, 3.0 mmol). An additional 13 mL of acetonitrile was added. The reaction mixture was purged with nitrogen then heated to 90 °C. The turbid orange mixture was maintained at 90 °C overnight. Anhydrous DMF (30 mL) was added to dissolve the 7-bromoquinoline starting material. The reaction was then heated at 120 °C overnight. The reaction mixture was filtered to remove the catalyst then concentrated to dryness. The desired product was

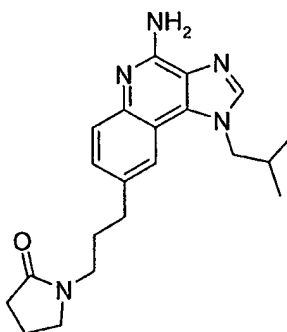
isolated by column chromatography on silica gel (eluting with a gradient of 2%-8% methanol in dichloromethane). The resulting peach solid was taken up in saturated potassium carbonate solution and dichloromethane and stirred overnight at ambient temperature. The organic layer was separated and concentrated to dryness. The residue was recrystallized from acetonitrile to yield 0.65 g of methyl (2*E*)-3-[4-amino-1-[4-(1,1-dioxidoisothiazolidin-2-yl)butyl]-2-(ethoxymethyl)-1*H*-imidazo[4,5-*c*]quinolin-7-yl]prop-2-enoate as a pale yellow solid, mp 162-163 °C.

MS (ACPI) *m/z* 502.2 (M+H)⁺.

Anal. Calcd. for C₂₄H₃₁N₅O₅S: C, 57.47; H, 6.23; N, 13.96. Found: C, 57.21; H, 6.38; N, 14.14.

Example 10

1-{3-[4-Amino-1-(2-methylpropyl)-1*H*-imidazo[4,5-*c*]quinolin-8-yl]propyl}pyrrolidin-2-one



15 Part A

A thick walled glass tube, equipped with stir bar, was charged with palladium (II) acetate (67 mg, 0.3 mmol), acetonitrile (15 mL), *N*-allyl-2-pyrrolidone (650 mg, 5.17 mmol), triethylamine (2.1 ml, 15.65 mmol), tri-*o*-tolylphosphine (275 mg, 0.9 mmol) and 8-bromo-1-(2-methylpropyl)-1*H*-imidazo[4,5-*c*]quinolin-4-amine (U.S. Patent Application
 20 Publication No. US 2004/0147543 Example 11, 1.5 g, 4.7 mmol). The reaction mixture was purged with nitrogen, sealed and heated at 120 °C for 24 hours. The reaction mixture was concentrated to dryness. The reaction mixture was slurried in a mixture of 1% aqueous sodium carbonate (75 mL) and chloroform (100 mL). The layers were separated. The aqueous layer was extracted with chloroform (2 x 25 mL). The combined organic
 25 fractions were concentrated to dryness and purified by chromatography using a HORIZON HPFC system (silica cartridge, eluting with 0-8% methanol/dichloromethane) to provide

1-{(2*E*)-3-[4-amino-1-(2-methylpropyl)-1*H*-imidazo[4,5-*c*]quinolin-8-yl]prop-2-enyl}pyrrolidin-2-one.

Part B

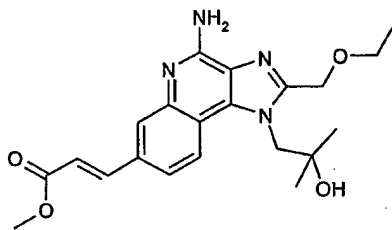
A glass Parr vessel was charged with 10% palladium on carbon catalyst (0.1 g),
 5 methanol (50 mL), ethanol (50 mL) and 1-{(2*E*)-3-[4-amino-1-(2-methylpropyl)-1*H*-
 imidazo[4,5-*c*]quinolin-8-yl]prop-2-enyl}pyrrolidin-2-one. The vessel was evacuated and
 charged with hydrogen gas (51 psi, 3.4×10^5 Pa). The reaction was shaken at ambient
 temperature overnight (approximately 18 hours). The reaction mixture was filtered to
 remove the catalyst and concentrated to dryness. The crude product was purified by
 10 chromatography using a HORIZON HPFC system (silica cartridge, eluting with 0-8%
 methanol in dichloromethane) followed by recrystallization from acetonitrile to yield 300
 mg of 1-{3-[4-amino-1-(2-methylpropyl)-1*H*-imidazo[4,5-*c*]quinolin-8-
 yl]propyl}pyrrolidin-2-one as a white solid, mp 174-175 °C.

MS (APCI) $m/z=366$ (M+H)⁺;

15 Anal. Calcd. for C₂₁H₂₇N₅O: C, 69.01; H, 7.45; N, 19.16. Found: C, 68.83; H, 7.71; N,
 19.42.

Example 11

Methyl (2*E*)-3-[4-amino-2-(ethoxymethyl)-1-(2-hydroxy-2-methylpropyl)-1*H*-
 imidazo[4,5-*c*]quinolin-7-yl]prop-2-enoate



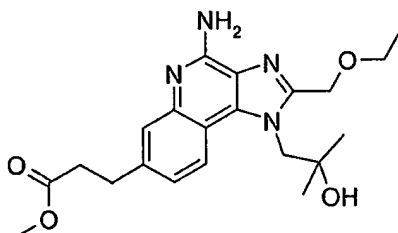
20

A thick walled glass reaction vessel was charged with anhydrous DMF (2 mL),
 palladium (II) Acetate (0.01 equivalents (eq)), tri-*o*-tolylphosphine (0.02 eq) and
 triethylamine (3 eq). To this orange solution was added a solution of 1-[4-amino-7-
 bromo-2-(ethoxymethyl)-1*H*-imidazo[4,5-*c*]quinolin-1-yl]-2-methylpropan-2-ol in 50 mL
 25 anhydrous DMF followed by the addition of methyl acrylate (1.0 eq). The reaction
 mixture was purged with nitrogen, sealed and heated at 120 °C overnight, and slowly
 cooled to room temperature. The reaction mixture was concentrated to dryness and then
 slurried in water (50 mL). Saturated potassium carbonate solution (25 mL) was added.

The mixture was extracted with dichloromethane (4 x 50 mL). The combined extracts were concentrated under reduced pressure and purified by chromatography using a HORIZON HPFC system (silica cartridge, eluting with 0-25% CMA in chloroform) to provide methyl (2E)-3-[4-amino-2-(ethoxymethyl)-1-(2-hydroxy-2-methylpropyl)-1H-imidazo[4,5-c]quinolin-7-yl]prop-2-enoate as a white solid.

Example 12

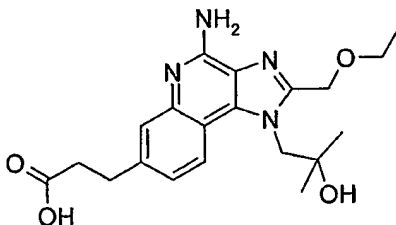
Methyl 3-[4-amino-2-(ethoxymethyl)-1-(2-hydroxy-2-methylpropyl)-1H-imidazo[4,5-c]quinolin-7-yl]propanoate



A glass Parr vessel was charged with 10% palladium on carbon catalyst (0.35 g, 0.1 eq. weight/weight (w/w)), methanol (50 mL) ethanol (50 ml) and methyl (2E)-3-[4-amino-2-(ethoxymethyl)-1-(2-hydroxy-2-methylpropyl)-1H-imidazo[4,5-c]quinolin-7-yl]prop-2-enoate (3.5 g, 8.8 mmol). The vessel was evacuated and charged with hydrogen gas (45 psi, 3.1×10^5 Pa). The reaction was shaken at ambient temperature overnight (approximately 18 hours). The reaction mixture was filtered to remove the catalyst and concentrated to dryness. The crude product was purified by chromatography using a HORIZON HPFC system (silica cartridge, eluting with 0-30% CMA in chloroform) followed by recrystallization from acetonitrile to provide methyl 3-[4-amino-2-(ethoxymethyl)-1-(2-hydroxy-2-methylpropyl)-1H-imidazo[4,5-c]quinolin-7-yl]propanoate as a white solid.

Example 13

3-[4-Amino-2-(ethoxymethyl)-1-(2-hydroxy-2-methylpropyl)-1H-imidazo[4,5-c]quinolin-7-yl]propanoic acid

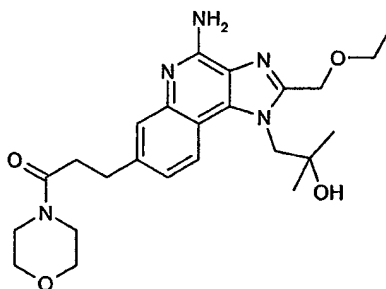


A 100-mL round bottom flask was charged with methyl 3-[4-amino-2-(ethoxymethyl)-1-(2-hydroxy-2-methylpropyl)-1H-imidazo[4,5-c]quinolin-7-yl]propanoate (0.28 g, 0.7 mmol) and Claisen's alkali (4.0 mL), and the reaction was stirred at ambient temperature for one hour and then concentrated to a colorless syrup.

5 Citric acid solution (25 mL of 10% aqueous) was added. A white precipitate formed. The mixture was stirred for 15 minutes, and then the solid was collected by vacuum filtration to yield 0.25 g of 3-[4-amino-2-(ethoxymethyl)-1-(2-hydroxy-2-methylpropyl)-1H-imidazo[4,5-c]quinolin-7-yl]propanoic acid.

Example 14

10 1-[4-Amino-2-(ethoxymethyl)-7-(3-morpholin-4-yl-3-oxopropyl)-1H-imidazo [4,5-c] quinolin-1-yl]-2-methylpropan-2-ol

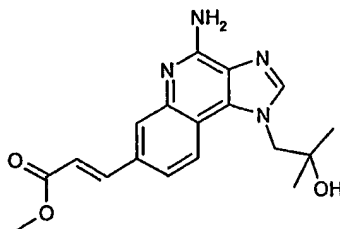


A 20-ml glass vial was charged with anhydrous DMF (1 mL), 3-[4-amino-2-(ethoxymethyl)-1-(2-hydroxy-2-methylpropyl)-1H-imidazo[4,5-c]quinolin-7-yl]propanoic acid (165 mg, 0.43 mmol), N-(3-dimethylaminopropyl)-N''-ethylcarbodiimide hydrochloride (100 mg, 0.52 mmol, 1.3 eq), 1-hydroxybenzotriazole (70.3 mg, 0.52 mmol, 1.3 eq), and morpholine (110 mg, 1.29 mmol, 3.0 eq). The reaction was maintained at ambient temperature overnight. The reaction mixture was poured into water (10 mL), and the resulting mixture was extracted with dichloromethane (3 x 10 mL). The chloroform fractions were combined and concentrated, and the residue was purified by chromatography using a HORIZON HPFC system (silica cartridge, eluting with 0-30% CMA in chloroform) followed by recrystallization from acetonitrile to provide 1-[4-amino-2-(ethoxymethyl)-7-(3-morpholin-4-yl-3-oxopropyl)-1H-imidazo [4,5-c] quinolin-1-yl]-2-methylpropan-2-ol as a white solid, mp 118-119 °C.

25 MS (APCI) m/z 456 (M+H)⁺.

Example 15

Methyl (2*E*)-3-[4-amino-1-(2-hydroxy-2-methylpropyl)-1*H*-imidazo[4,5-*c*]quinolin-7-yl]prop-2-enoate



5 Part A

To a suspension of 7-bromo-4-chloro-3-nitroquinoline (U.S. Patent Application Publication No. US 2004/0147543 Example 1, 54.2 g, 0.19 mol) in dichloromethane (1 L) was added triethylamine (100 mL, 0.72 mol., 3.8 eq) in one portion. To the resulting solution was slowly added hydroxyisobutylamine (18.44 g, 0.21 mol, 1.1 eq). The reaction was complete within two hours. The reaction mixture was concentrated to dryness, and the residue was slurried in a solution of 1% aqueous sodium carbonate (600 mL) for two hours. The resulting bright yellow solid was collected by vacuum filtration and dried on the filter funnel overnight to provide 57 g of 1-(7-bromo-3-nitroquinolin-4-ylamino)-2-methylpropan-2-ol.

15 Part B

A glass Parr vessel was charged with 5% platinum on carbon catalyst (5 g), 1-(7-bromo-3-nitroquinolin-4-ylamino)-2-methylpropan-2-ol (57 g, 0.17 mol), and a 1:1 solution of acetonitrile/toluene (1800 mL). The vessel was evacuated, charged with hydrogen gas (50 psi, 3.4×10^5 Pa), and shaken for 5 hours. The reaction mixture was then filtered through a 0.2 micron polytetrafluoroethylene (PTFE) membrane filter. The filtrate was concentrated to provide 49 g of 1-[(3-amino-7-bromoquinolin-4-yl)amino]-2-methylpropan-2-ol as a bright yellow-orange solid.

Part C

A 2-L round bottom flask was charged with 1-[(3-amino-7-bromoquinolin-4-yl)amino]-2-methylpropan-2-ol (25.5 g, 82.2 mmol), toluene (1 L), pyridine-HCl (0.1 g, 0.82 mmol, 0.01 eq) and triethylorthoformate (13.4 g, 90.4 mmol, 1.1 eq), and the reaction was heated at reflux for 2 hours. The reaction mixture was concentrated to dryness. The resulting pale yellow solid was slurried in 1% aqueous sodium carbonate solution (250

mL), collected by vacuum filtration, and air-dried on the funnel overnight to provide 25 g of 1-(7-bromo-1*H*-imidazo[4,5-*c*]quinolin-1-yl)-2-methylpropan-2-ol.

Part D

A 1-liter round bottom flask was charged with 1-(7-bromo-1*H*-imidazo[4,5-
5 *c*]quinolin-1-yl)-2-methylpropan-2-ol (25.0 g, 78.0 mmol), dichloromethane (400 mL) and chloroform (100 mL). To this solution was slowly added in small portions 3-chloroperoxybenzoic acid (34.0 g of 60 % purity, 117 mmol, 1.5 eq). The reaction was maintained at room temperature for 2 hours and then concentrated ammonium hydroxide solution (200 mL) was added. The mixture was vigorously stirred as *p*-toluenesulfonyl
10 chloride (22.4 g, 117 mmol) was slowly added in small portions. The reaction was complete within 1 hour but was left to stir at room temperature overnight. The reaction mixture was filtered to collect a pale yellow solid. The product was purified by chromatography using a HORIZON HPFC system (silica cartridge, eluting with 0-30% CMA in chloroform). The resulting pale yellow solid was slurried in cold acetonitrile,
15 isolated by filtration, and air-dried on the vacuum filter to provide 17.2 g of 1-(4-amino-7-bromo-1*H*-imidazo[4,5-*c*]quinolin-1-yl)-2-methylpropan-2-ol. The filtrate was transferred to a separatory funnel and the layers were separated. The aqueous layer was extracted with chloroform (3 x 100 mL). The chloroform fractions were combined, washed with brine (100 mL), dried over magnesium sulfate and concentrated to dryness to provide an
20 additional 0.8 g of 1-(4-amino-7-bromo-1*H*-imidazo[4,5-*c*]quinolin-1-yl)-2-methylpropan-2-ol, mp >250 °C.

MS(ESI) m/z 335, m/z 337 (M+H)⁺;

Anal. Calcd. for C₁₄H₁₅BrN₄O: C, 50.17; H, 4.51; N, 16.71. Found: C, 49.96; H, 4.44; N, 16.75.

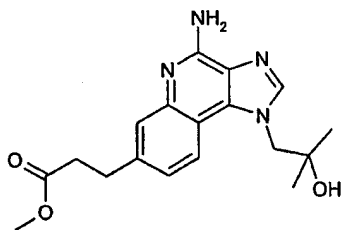
25 Part E

A thick walled glass reaction vessel was charged with anhydrous DMF (2 mL), palladium (II) acetate (34 mg, 0.15 mmol, 0.005 eq), tri-*o*-tolylphosphine (91 mg, 0.3 mmol, 0.01 eq) and triethylamine (12.4 ml, 89.4 mmol, 3 eq). To this orange solution was added a solution of 1-(4-amino-7-bromo-1*H*-imidazo[4,5-*c*]quinolin-1-yl)-2-
30 methylpropan-2-ol (10.0 g, 29.8 mmol) in 100 mL anhydrous DMF followed by the addition of methyl acrylate (2.82 g, 32.8 mmol, 1.1 eq). The reaction mixture was purged with nitrogen, sealed and heated at 120 °C overnight. The heat was turned off and the dark

orange reaction mixture was slowly cooled to room temperature. The reaction mixture was poured into a solution of water (600 mL), saturated aqueous potassium carbonate (200 mL) and saturated aqueous sodium chloride 100 mL). An orange precipitate crashed out of solution. The solid was collected by vacuum filtration to provide 7.9 g of product. A small amount of product was purified by chromatography using a HORIZON HPFC system (silica cartridge, eluting with 20% methanol in dichloromethane:dichloromethane in a gradient from 1-15% over 300 mL, 15-40% over 1700 mL, and 40% for 1000 mL). The resulting material was recrystallized from 75:25 acetonitrile/methanol and dried to provide methyl (2*E*)-3-[4-amino-1-(2-hydroxy-2-methylpropyl)-1*H*-imidazo[4,5-
 5 *c*]quinolin-7-yl]prop-2-enoate, mp >250 °C.
 MS (APCI) *m/z* 341 (M+H)⁺;
 Anal. Calcd. for C₁₈H₂₀N₄O₃ · 0.5 CH₃OH: C, 62.35; H, 6.22; N, 15.72. Found: C, 62.24; H, 6.26; N, 16.10.

Example 16

15 Methyl 3-[4-amino-1-(2-hydroxy-2-methylpropyl)-1*H*-imidazo[4,5-*c*]quinolin-7-yl]propanoate



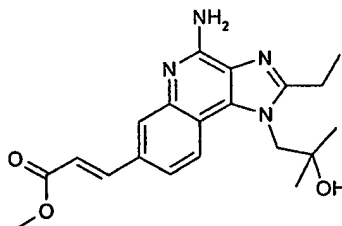
A Parr vessel was charged 10% palladium on carbon catalyst (3.0 g), and a slurry of methyl (2*E*)-3-[4-amino-1-(2-hydroxy-2-methylpropyl)-1*H*-imidazo[4,5-*c*]quinolin-7-
 20 *yl*]prop-2-enoate (7.5 g, 22.0 mmol) in 1:1 methanol/ethanol solution (200 mL). The vessel was evacuated and charged with hydrogen gas (50psi, 3.4 x 10⁵ Pa). The vessel was shaken for 3 days. The reaction was not complete. The reaction was charged with additional catalyst (1 g), placed under hydrogen pressure, and shaken overnight. The reaction was still not complete. The reaction was placed under hydrogen pressure and
 25 heated at 50 °C overnight. The reaction was now complete. The catalyst was removed by filtering the reaction mixture through a 0.2 micron PTFE membrane filter. The filtrate was concentrated to dryness. The residue was purified by chromatography using a HORIZON HPFC system (silica cartridge, eluting with a CMA:CHCl₃ gradient: 0-8% over 200 mL,

3-30% over 3200 mL, and 30% for 2400 mL). The pure fractions were combined and concentrated to give one lot of product. The impure fractions were combined and concentrated, and the residue was slurried in acetonitrile, collected by vacuum filtration, and combined with the first lot to provide 2.7 g of white solid. A small portion of this material was further purified by chromatography using a HORIZON HPFC system (eluting with a 20% methanol/dichloromethane in dichloromethane gradient: 0-40% over 2400 mL). The pure fractions were combined, concentrated under reduced pressure, recrystallized from acetonitrile, filtered, and dried on the vacuum funnel to provide methyl 3-[4-amino-1-(2-hydroxy-2-methylpropyl)-1*H*-imidazo[4,5-*c*]quinolin-7-yl]propanoate as a white solid, mp 201-205 °C.

MS (ESI) m/z 343 (M+H)⁺;
 Anal. Calcd. for C₁₈H₂₂N₄O₃: C, 63.14; H, 6.48; N, 16.36. Found: C, 63.02; H, 6.56; N, 16.37.

Example 17

Methyl (2*E*)-3-[4-amino-2-ethyl-1-(2-hydroxy-2-methylpropyl)-1*H*-imidazo[4,5-*c*]quinolin-7-yl]prop-2-enoate



A thick walled glass reaction vessel was charged with anhydrous DMF (2 mL), palladium (II) acetate (19 mg, 0.085 mmol, 0.005 eq), tri-*o*-tolylphosphine (51 mg, 0.17 mmol, 0.01 eq) and triethylamine (7.25 g, 52.02 mmol, 3 eq). To this orange solution was added a solution of 1-(4-amino-7-bromo-2-ethyl-1*H*-imidazo[4,5-*c*]quinolin-1-yl)-2-methylpropan-2-ol (U.S. Patent Application Publication No. US 2004/0147543 Example 142-144, 6.3 g, 17.34 mmol) in 100 mL anhydrous DMF followed by methyl acrylate (1.64 g, 19.08 mmol, 1.1 eq). The reaction mixture was purged with nitrogen, sealed and heated to 120 °C overnight. The heat was turned off and the dark orange reaction mixture was slowly cooled to room temperature. The reaction mixture was poured into a solution of water (600 mL), saturated aqueous potassium carbonate (200 mL) and saturated aqueous sodium chloride (100 mL). The mixture was transferred to a separatory funnel

and extracted with chloroform. The chloroform fractions were combined and concentrated to dryness. The product was purified by chromatography using a HORIZON HPFC system (silica cartridge, eluting with a CMA: chloroform gradient: 0-5 % over 200 mL, 5-30% over 3200 mL, and then 30% for 2400 mL) to provide approximately 4 g of product.

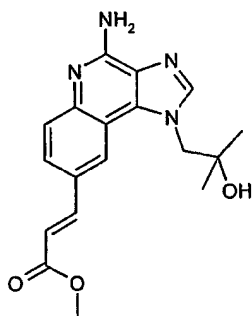
5 A small portion was further purified by chromatography using a HORIZON HPFC system (silica cartridge, eluting with a 20% methanol/dichloromethane in dichloromethane gradient: 0-10% over 200 mL, 10-40% over 1650 mL, and then 40% for 500 mL) followed by recrystallization from acetonitrile/methanol to provide methyl (2*E*)-3-[4-amino-2-ethyl-1-(2-hydroxy-2-methylpropyl)-1*H*-imidazo[4,5-*c*]quinolin-7-yl]prop-2-enoate, mp 238-10 240 °C.

MS (ESI) m/z 369 ($M+H$)⁺;

Anal. Calcd. for C₂₀H₂₄N₄O₃ · 1.0 CH₃OH: C, 62.99; H, 7.05; N, 14.00. Found: C, 63.00; H, 7.12; N, 13.67.

Example 18

15 Methyl (2*E*)-3-[4-amino-1-(2-hydroxy-2-methylpropyl)-1*H*-imidazo[4,5-*c*]quinolin-8-yl]prop-2-enoate



Part A

A 2-liter round bottom flask was charged with 1-(4-amino-1*H*-imidazo[4,5-*c*]quinolin-1-yl)-2-methylpropan-2-ol (50.0 g, 0.195 mol.) and DMF (1 L). To this stirred suspension was added a solution of *N*-bromosuccinimide (41.7 g, 0.234 mol, 1.2 eq) in DMF (200 mL). The reaction was stirred at ambient temperature overnight. The dark red solution was poured into 2% aqueous potassium carbonate solution (8 L). After 30 minutes the resulting mixture was filtered through a layer of CELITE filter agent followed by a rinse of 4 L of deionized water and 1 L of DMF. The aqueous filtrate was divided into five 2.5 L fractions and each was extracted with chloroform (3 x 600 mL), diluted 20 25

with DMF (200 mL), and extracted again with chloroform (3 x 600 mL). The combined organic extracts were dried over magnesium sulfate, filtered and concentrated to dryness. After drying overnight under high vacuum, a reddish brown solid remained (50 g). This material was slurried in concentrated sodium bisulfite (200 mL) for 30 minutes and then
5 filtered, rinsed with water, and dried on vacuum funnel overnight to provide 50 g of product. A small sample was purified by chromatography using a HORIZON HPFC system (silica cartridge, eluting with a gradient of chloroform/CMA; 0-8% over 200 mL, 8-20% over 2000 mL, 20-30% over 1000 mL, 30% over 2400 mL) followed by trituration with hot acetonitrile. The resulting bright yellow solid was further purified by
10 chromatography using a HORIZON HPFC system (silica cartridge, eluting with a gradient of 20% methanol/dichloromethane in dichloromethane: 0-10 % over 200 mL, 10-40% over 2400 mL, and 40% over 1200 mL) followed by recrystallization from acetonitrile/methanol to provide 0.65 g of 1-(4-amino-8-bromo-1*H*-imidazo[4,5-*c*]quinolin-1-yl)-2-methylpropan-2-ol as an off-white solid, mp 197-198 °C.
15 MS (APCI) *m/z* 335, 337 (M+H)⁺;
Anal. Calcd. for C₁₄H₁₅BrN₄O: C, 50.17; H, 4.51; N, 16.71. Found: C, 50.24; H, 4.57; N, 16.62.

Part B

The method described in Example 15 Part E can be used to couple 1-(4-amino-8-bromo-1*H*-imidazo[4,5-*c*]quinolin-1-yl)-2-methylpropan-2-ol with methyl acrylate to
20 provide methyl (2*E*)-3-[4-amino-1-(2-hydroxy-2-methylpropyl)-1*H*-imidazo[4,5-*c*]quinolin-8-yl]prop-2-enoate.

Examples 19 – 24

25 A solution of 7-bromo-2-ethoxymethyl-1-(3-isopropoxypropyl)-1*H*-imidazo[4,5-*c*]quinolin-4-amine (42 mg, 0.1 mmol, Example 1 Parts A – D) in 1,4-dioxane (1 mL) was added to a test tube containing copper iodide (8 mg), potassium phosphate (42 mg), and a reagent (0.12 mmol) from the table below and the tube was purged with nitrogen. *Trans*-
1,2-diaminocyclohexane (7 μL) was added to the tube. The tube was purged with nitrogen
30 and then heated with stirring in a sand bath at 110 °C for about 6 days. The reaction mixture was filtered and the filtrate was concentrated by vacuum centrifugation. The compounds were purified by preparative high performance liquid chromatography (prep

HPLC) using a Waters FractionLynx automated purification system. The prep HPLC fractions were analyzed using a Waters LC/TOF-MS, and the appropriate fractions were centrifuge evaporated to provide the trifluoroacetate salt of the desired compound. Reversed phase preparative liquid chromatography was performed with non-linear gradient elution from 5-95% B where A is 0.05% trifluoroacetic acid/water and B is 0.05% trifluoroacetic acid/acetonitrile. Fractions were collected by mass-selective triggering. The table below shows the reagent used for each example, the structure of the resulting compound, and the observed accurate mass for the isolated trifluoroacetate salt.

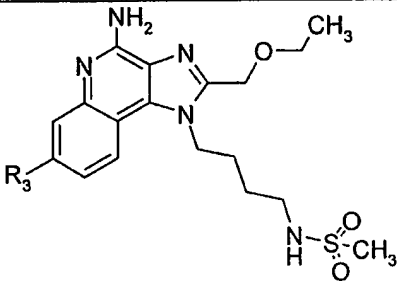
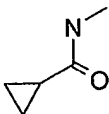
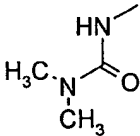
Example	Reagent	R ₃	Measured Mass (M+H)
19	Methyl Carbamate		416.2328
20	Methanesulfonamide		436.2006
21	3-Methylbutanamide		442.2820
22	(S)-(+)-2,2-Dimethylcyclopropanecarboxamide		454.2854
23	3,4-Difluorobenzamide		498.2300
24	Benzenesulfonamide		498.2155

10

Examples 25 and 26

A solution of *N*-[4-(4-amino-7-bromo-2-ethoxymethyl-1*H*-imidazo[4,5-*c*]quinolin-yl)butyl]methanesulfonamide (50 mg, 0.1 mmol, U.S. Patent Application Publication No.

US2004/0147543, examples 612-642) in 1,4-dioxane (1 mL) was added to a test tube containing copper iodide (19 mg), potassium phosphate (16 mg), and a reagent (0.2 mmol) from the table below and the tube was purged with nitrogen. *Trans*-1,2-diaminocyclohexane (18 μ L) was added to the tube. The tube was purged with nitrogen, capped, and then heated with stirring in a sand bath at 110 $^{\circ}$ C for about 16 hours. The reaction mixture was filtered and the filtrate was concentrated by vacuum centrifugation. The compounds were purified using the method described in Examples 19 – 24. The table below shows the reagent used for each example, the structure of the resulting compound, and the observed accurate mass for the isolated trifluoroacetate salt.

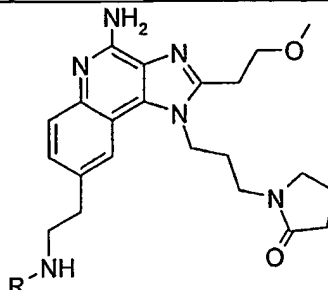
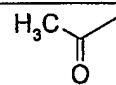

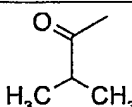
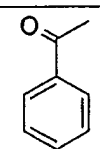
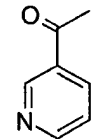
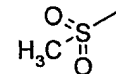
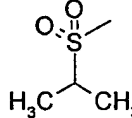
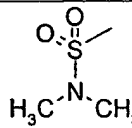
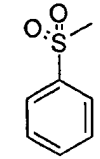
			
Example	Reagent	R ₃	Measured Mass (M+H)
25	Cyclopropanecarboxamide		475.2153
26	1,1-Dimethylurea		478.2241

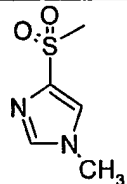
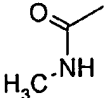
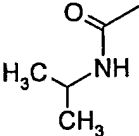
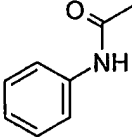
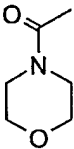
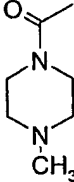
10

Examples 27 – 41

A solution of 1-{3-[4-amino-8-(2-aminoethyl)-2-(2-methoxyethyl)-1*H*-imidazo[4,5-*c*]quinolin-1-yl]propyl}pyrrolidin-2-one (41 mg, 0.16 mmol, 1.0 eq) in a mixture of *N,N*-dimethylacetamide (1 mL) and *N,N*-diisopropylethylamine (34 μ L) was added to a test tube containing a reagent from the table below (1.1 eq). The tube was vortexed overnight at ambient temperature and then the reaction was quenched with water (100 μ L). The solvent was removed by vacuum centrifugation and the compound was purified using the method described in Examples 19 – 24. The table below shows the reagent used for each example, the structure of the resulting compound, and the observed accurate mass for the isolated trifluoroacetate salt.

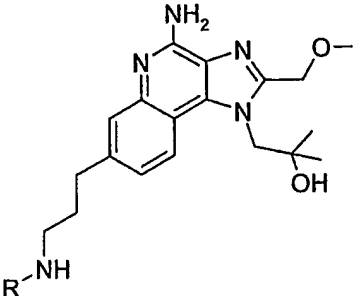
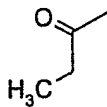

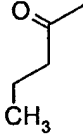
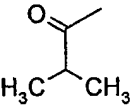
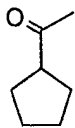
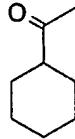
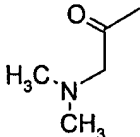
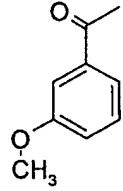
20

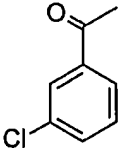
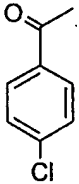
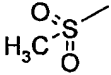
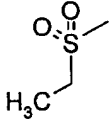
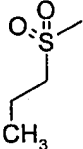
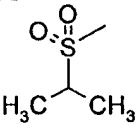
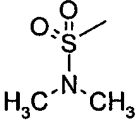
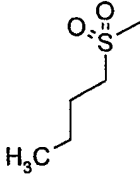
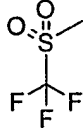
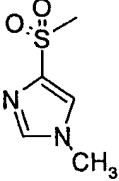
Example	Reagent	R	Measured Mass (M+H)
			
27	Acetyl chloride		453.2643
28	Cyclopropanecarbonyl chloride		479.2805
29	Isobutyryl chloride		481.2954
30	Benzoyl chloride		515.2795
31	Nicotinoyl chloride hydrochloride		516.2712
32	Methanesulfonyl chloride		489.2295
33	Isopropylsulfonyl chloride		517.2607
34	Dimethylsulfamoyl chloride		518.2574
35	Benzenesulfonyl chloride		551.2482

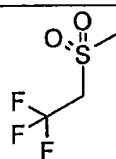
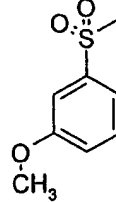
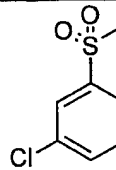
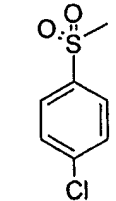
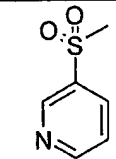
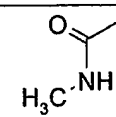
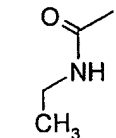
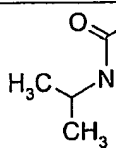
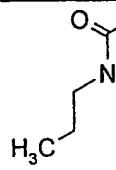
36	1-Methylimidazole-4-sulfonyl chloride		555.2527
37	Methyl isocyanate		468.2766
38	Isopropyl isocyanate		496.3044
39	Phenyl isocyanate		530.2836
40	4-Morpholinylcarbonyl chloride		524.3011
41	4-Methyl-1-Piperazinecarbonyl chloride		537.3329

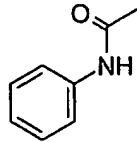
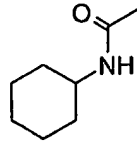
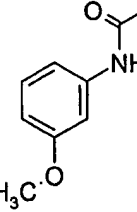
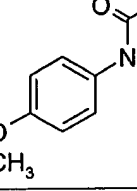
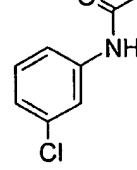
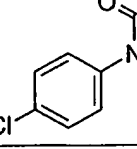
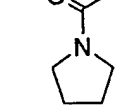
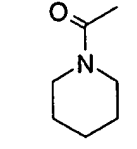
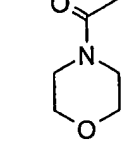
Examples 42 – 78

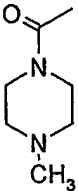
A solution of 1-[4-amino-7-(3-aminopropyl)-2-(methoxymethyl)-1*H*-imidazo[4,5-*c*]quinolin-1-yl]-2-methylpropan-2-ol (35 mg, 0.1 mmol, 1.0 eq) in a mixture of chloroform (1 mL), *N,N*-dimethylacetamide (about 80 μ L), and *N,N*-diisopropylethylamine (36 μ L) was added to a test tube containing a reagent from the table below (1.1 eq). The tube was vortexed overnight at ambient temperature and then the reaction was quenched with water (50 μ L). The solvent was removed by vacuum centrifugation and the compound was purified using the method described in Examples 19 – 24. The table below shows the reagent used for each example, the structure of the resulting compound, and the observed accurate mass for the isolated trifluoroacetate salt.

			
Example	Reagent	R	Measured Mass (M+H)
42	Propionyl chloride		414.2485
43	Cyclopropanecarbonyl chloride		426.2527
44	Butyryl chloride		428.2683
45	Isobutyryl chloride		428.2637
46	Cyclopentanecarbonyl chloride		454.2795
47	Cyclohexanecarbonyl chloride		468.2937
48	Dimethylaminoacetyl chloride hydrochloride		443.2772
49	3-Methoxybenzoyl chloride		492.2614

50	3-Chlorobenzoyl chloride		496.2090
51	4-Chlorobenzoyl chloride		496.2094
52	Methanesulfonyl chloride		436.1988
53	Ethanesulfonyl chloride		450.2188
54	1-Propanesulfonyl chloride		464.2343
55	Isopropylsulfonyl chloride		464.2345
56	Dimethylsulfonyl chloride		465.2298
57	1-Butanesulfonyl chloride		478.2488
58	Trifluoromethanesulfonyl chloride		490.1765
59	1-Methylimidazole-4-sulfonyl chloride		502.2260

60	2,2,2-Trifluoroethanesulfonyl chloride		504.1884
61	3-Methoxybenzenesulfonyl chloride		528.2272
62	3-Chlorobenzenesulfonyl chloride		532.1821
63	4-Chlorobenzenesulfonyl chloride		532.1793
64	3-Pyridine sulfonyl chloride hydrochloride		499.2130
65	Methyl isocyanate		415.2461
66	Ethyl isocyanate		429.2572
67	Isopropyl isocyanate		443.2747
68	<i>n</i> -Propyl isocyanate		443.2764

69	Phenyl isocyanate		477.2596
70	Cyclohexyl isocyanate		483.3073
71	3-Methoxyphenyl isocyanate		507.2736
72	4-Methoxyphenyl isocyanate		507.2714
73	3-Chlorophenyl isocyanate		511.2195
74	4-Chlorophenyl isocyanate		511.2211
75	1-Pyrrolidinecarbonyl chloride		455.2779
76	1-Piperidinecarbonyl chloride		469.2917
77	4-Morpholinylcarbonyl chloride		471.2733

78	4-Methyl-1-piperazinecarbonyl chloride		484.2990
----	--	--	----------

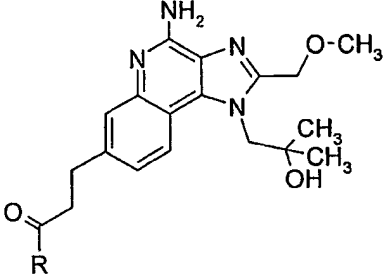
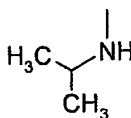
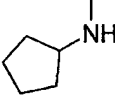
Examples 79 – 95

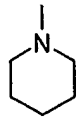
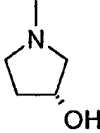
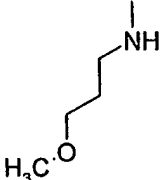
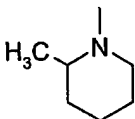
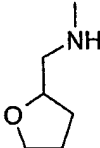
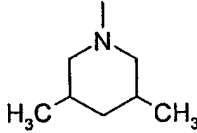
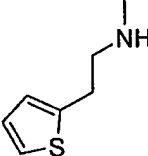
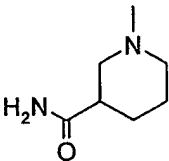
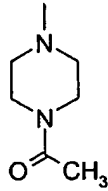
A solution of 3-[4-amino-1-(2-hydroxy-2-methylpropyl)-2-(methoxymethyl)-1*H*-imidazo[4,5-*c*]quinolin-7-yl]propanoic acid (20 mg, 0.1 mmol, 1 eq) in 1:1

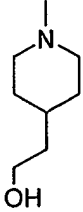
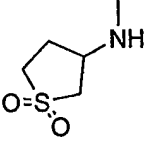
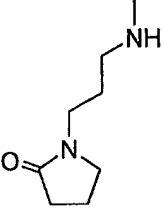
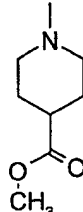
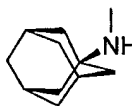
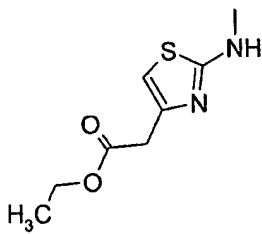
5 methanol:dichloromethane (2 mL) was placed in a test tube. The solvent was removed by vacuum centrifugation. A solution of 1-hydroxybenzotriazole (29 mg) in pyridine (1 mL) was added to the tube. The tube was sonicated for 15 minutes to provide a uniform suspension. A solution of *N*-(3-dimethylaminopropyl)-*N*'-ethylcarbodiimide (350 mg) in pyridine (100 μ L) was added to the tube and the mixture was stirred for about 30 minutes.

10 A reagent (2 eq) from the table below was added, the reaction mixture was stirred at ambient temperature overnight, and then the reaction was quenched with water (100 μ L). The solvent was removed by vacuum centrifugation and the compound was purified using the method described in Examples 19 – 24. The table below shows the reagent used for each example, the structure of the resulting compound, and the observed accurate mass for

15 the isolated trifluoroacetate salt.

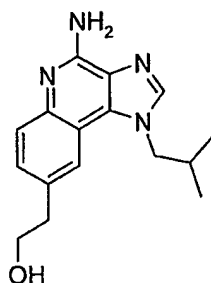
			
Example	Reagent	R	Measured Mass (M+H)
79	Isopropylamine		414.2520
80	Cyclopentylamine		440.2655

81	Piperidine		440.2705
82	(<i>R</i>)-3-Hydroxypyrrolidine		442.2455
83	3-Methoxypropylamine		444.2607
84	2-Methylpiperidine		454.2857
85	Tetrahydrofurfurylamine		456.2646
86	3,5-Dimethylpiperidine		468.2977
87	Thiophene-2-ethylamine		482.2198
88	Nipecotamide		483.2740
89	1-Acetylpiperazine		483.2754

90	4-Piperidineethanol		484.2943
91	1,1-Dioxidotetrahydrothien-3-ylamine		490.2134
92	1-(3-Aminopropyl)-2-pyrrolidinone		497.2887
93	Methyl isonipecotate		498.2765
94	1-Adamantanamine		506.3137
95	Ethyl 2-amino-4-thiazoleacetate		541.2277

Example 96

2-(4-Amino-1-isobutyl-1*H*-imidazo[4,5-*c*]quinolin-8-yl)ethanol



Part A

8-Bromo-1-isobutyl-1*H*-imidazo[4,5-*c*]quinolin-4-amine (22.0 g, 68.9 mmol), triethylamine (19.20 mL, 137.8 mmol), dichloro[1,1'-bis(diphenylphosphino)ferrocene]palladium (II) dichloromethane (1.00 g, 1.37 mmol), and potassium vinyltrifluoroborate (10.15 g, 75.81 mmol) were dissolved in *n*-propanol (20 mL/g). The amber colored solution was heated at reflux temperature for 18 hours and then cooled to ambient temperature. The reaction was concentrated under reduced pressure. The resulting solid was slurried in 1% aqueous sodium carbonate and a fine powder was collected by filtration. The powder was sequentially washed with acetonitrile (5 mL/g) and 10% sodium hydroxide (500 mL). A final purification using a HORIZON HPFC system (silica cartridge, eluting with 4% methanol/dichloromethane) provided 10 g of 1-isobutyl-8-vinyl-1*H*-imidazo[4,5-*c*]quinolin-4-amine as an off-white solid, MS (APCI) *m/z* 267 (*M* + *H*)⁺.

Part B

A 500 mL round bottom flask was charged with 1-isobutyl-8-vinyl-1*H*-imidazo[4,5-*c*]quinolin-4-amine (850 mg, 3.2 mmol) and 200 mL of tetrahydrofuran. The flask was purged with nitrogen. A solution of 9-borabicyclo[3.3.1]nonane (0.5M in tetrahydrofuran, 8.5 mL, 4.25 mmol) was added in one portion and the reaction was stirred overnight. Additional 9-borabicyclo[3.3.1]nonane (0.5M in tetrahydrofuran, 12.5 mL, 6.25 mmol) was added and the mixture was stirred for approximately 24 hours. The reaction was cooled to 0 °C with an ice/water bath and 30% H₂O₂ (2 mL) was added dropwise. After 5 minutes, 10% NaOH (5mL) was added dropwise. The reaction was stirred for 30 minutes, diluted with water (100 mL) and then extracted with chloroform (3x 100mL). The combined organic fractions were concentrated under reduced pressure and purified by chromatography using a HORIZON HPFC system (silica cartridge, eluting with a gradient of 0-30% CMA in chloroform) followed by recrystallization from acetonitrile to provide

580 mg of 2-(4-amino-1-isobutyl-1*H*-imidazo[4,5-*c*]quinolin-8-yl)ethanol as an off-white solid, mp 214-216 °C.

¹H NMR (500 MHz, DMSO-*d*₆) δ 8.15 (s, 1H), 7.82 (m, 1H), 7.54 (d, *J* = 8.4 Hz, 1H), 7.31 (dd, *J* = 8.4, 1.4 Hz, 1H), 6.47 (br s, 2H), 4.68 (t, *J* = 5.2 Hz, 1H), 4.39 (d, *J* = 7.3 Hz, 2H), 3.71-3.68 (m, 2H), 2.87 (t, *J* = 7.0 Hz, 2H), 2.18 (septet, *J* = 6.8 Hz, 1H), 0.93 (*J* = 6.6 Hz, 6H);

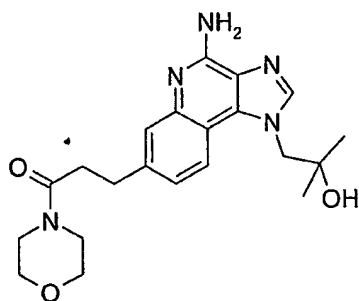
¹³C NMR (125 MHz, DMSO-*d*₆) δ 151.5, 143.3, 143.0, 132.1, 131.4, 128.1, 128.0, 125.8, 119.9, 114.5, 62.2, 53.3, 38.8, 28.3, 19.1;

MS (ESI) *m/z* 285 (M + H)⁺;

Anal. Calcd. for C₁₆H₂₀N₄O: C, 67.58; H, 7.09; N, 19.70. Found: C, 67.51; H, 7.36; N, 19.74.

Example 97

3-[4-Amino-1-(2-hydroxy-2-methylpropyl)-1*H*-imidazo[4,5-*c*]quinolin-7-yl]-1-(morpholin-4-yl)propan-1-one



15

Part A

Methyl 3-[4-amino-1-(2-hydroxy-2-methylpropyl)-1*H*-imidazo[4,5-*c*]quinolin-7-yl]propanoate (2.3 g, 6.7 mmol) was stirred in Claisen's alkali (50 mL) for 30 minutes. The solution was concentrated under reduced pressure. The resulting white solid was dissolved in water (200 mL) and washed with chloroform (4x 50 mL). Citric acid was added to the aqueous fraction until the pH was 5-6. A fine white precipitate formed that was obtained by filtration to provide 2.5 g of wet 3-[4-amino-1-(2-hydroxy-2-methylpropyl)-1*H*-imidazo[4,5-*c*]quinolin-7-yl]propanoic acid as a white solid. MS (ESI) *m/z* 329 (M + H)⁺.

25

Part B

3-[4-Amino-1-(2-hydroxy-2-methylpropyl)-1*H*-imidazo[4,5-*c*]quinolin-7-yl]propanoic acid (500 mg, 1.5 mmol), anhydrous *N,N*-dimethylformamide (25 mL), and 1-

hydroxybenzotriazole (250 mg, 1.8 mmol) were combined and the reaction was stirred for 15 minutes. 1-(3-Dimethylaminopropyl)-3-ethylcarbodiimide (350 mg, 1.8 mmol) was added and the reaction mixture was stirred for an additional 30 minutes. Morpholine (400 mg, 2.3 mmol) was added to the reaction slurry. After five hours 1-hydroxybenzotriazole (250 mg, 1.8 mmol), 1-(3-Dimethylaminopropyl)-3-ethylcarbodiimide (350 mg, 1.8 mmol), and morpholine (400 mg, 2.3 mmol) were added and the mixture was heated at 70 °C for 2 hours. After cooling to ambient temperature, the solvent was removed under reduced pressure and the residue was partitioned between chloroform (100 ml) and 1% aqueous sodium carbonate (50 mL). The fractions were separated and organic fraction was washed 1% aqueous sodium carbonate (2x 50 mL). The combined aqueous fractions were back extracted with chloroform (50 mL). The combined organic fractions were dried (MgSO₄), filtered, and concentrated under reduced pressure. The resulting off-white solid was purified by chromatography using a HORIZON HPFC system (silica cartridge, eluting with a CMA: chloroform gradient; 0-5% CMA over 75 mL, 5-35% over 1500 mL, and 35% for 600 mL) followed by recrystallization from acetonitrile to provide 335 mg of 3-[4-amino-1-(2-hydroxy-2-methylpropyl)-1*H*-imidazo[4,5-*c*]quinolin-7-yl]-1-(morpholin-4-yl)propan-1-one as an off-white solid, mp 217-218 °C.

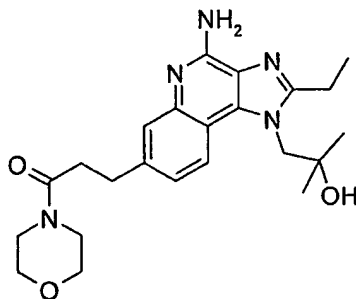
¹H NMR (500 MHz, DMSO-*d*₆) δ 8.20 (d, *J* = 8.4 Hz, 1H), 8.03 (s, 1H), 7.45 (d, *J* = 1.3 Hz, 1H), 7.10 (dd, *J* = 8.4, 1.5 Hz, 1H), 6.50 (br s, 2H), 4.83 (s, 1H), 4.51 (s, 2H), 3.51-3.40 (m, 8H), 2.92 (m, 2H), 2.69 (m, 2H), 1.16 (s, 6H);

MS (APCI) *m/z* 398 (M + H)⁺;

Anal. Calcd. for C₂₁H₂₇N₅O₃: C, 63.46; H, 6.85; N, 17.62. Found: C, 63.29; H, 6.97; N, 17.83.

Example 98

3-[4-Amino-2-ethyl-1-(2-hydroxy-2-methylpropyl)-1*H*-imidazo[4,5-*c*]quinolin-7-yl]-1-(morpholin-4-yl)propan-1-one



3-[4-Amino-2-ethyl-1-(2-hydroxy-2-methylpropyl)-1*H*-imidazo[4,5-*c*]quinolin-7-yl]propanoic acid (500 mg, 1.4 mmol), chloroform (100 mL) and 1-hydroxybenzotriazole (575 mg, 4.26 mmol) were combined and then stirred for 30 minutes. 1-(3-Dimethylaminopropyl)-3-ethylcarbodiimide (1.00 g, 5.2 mmol) was added and the
 5 reaction was stirred for 30 minutes. Morpholine (10mL) was added in one portion. After 4 hours, 1% aqueous sodium carbonate (100 mL) was added and the mixture was stirred. The fractions were separated and the organic fraction was sequentially washed with 1% aqueous sodium carbonate (50 mL), dried (MgSO₄), filtered, and concentrated to a white solid. Recrystallization from acetonitrile provided 225 mg of 3-[4-amino-2-ethyl-1-(2-
 10 hydroxy-2-methyl-propyl)-1*H*-imidazo[4,5-*c*]quinolin-7-yl]-1-(morpholin-4-yl)propan-1-one as a white solid, mp 237-239 °C.

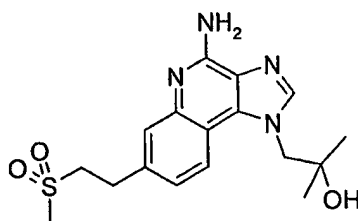
¹H NMR (500 MHz, DMSO-*d*₆) δ 8.14 (d, *J* = 8.5 Hz, 1H), 7.42 (d, *J* = 1.5 Hz, 1H), 7.08 (dd, *J* = 8.5, 1.7 Hz, 1H), 6.30 (br s, 2H), 4.76 (s, 1H), 4.51 (br s, 2H), 3.51-3.40 (m, 8H), 3.04 (quartet, *J* = 7.4 Hz, 2H), 2.91 (m, 2H), 2.68 (m, 2H), 1.34 (t, *J* = 7.4 Hz, 3H), 1.16
 15 (br s, 6H);

MS (APCI) *m/z* 426 (M + H)⁺;

Anal. Calcd. for C₂₃H₃₁N₅O₃: C, 64.92; H, 7.34; N, 16.46. Found: C, 64.93; H, 7.31; N, 16.60.

Example 99

20 1-{4-Amino-7-[2-(methylsulfonyl)ethyl]-1*H*-imidazo[4,5-*c*]quinolin-1-yl}-2-methylpropan-2-ol



Part A

A thick walled glass tube, equipped with a stir bar, was charged with palladium (II) acetate (15 mg, 0.07 mmol), acetonitrile (50 mL), methyl vinyl sulfone (268 mg, 2.52
 25 mmol), triethylamine (1.00 mL, 7.17 mmol), tri-*o*-tolylphosphine (45 mg, 0.21 mmol) and 1-(4-amino-7-bromo-1*H*-imidazo[4,5-*c*]quinolin-1-yl)-2-methylpropan-2-ol (800 mg, 2.39 mmol). The reaction mixture was purged with nitrogen and the tube was sealed and heated

at 120 °C in an oil bath. The reaction was maintained at 120 °C for 12 hours, cooled to ambient temperature, and then concentrated under reduced pressure to yield a dark brown oil. The oil was partitioned between chloroform (75 mL) and a solution comprised of a 1:1 combination of 10% aqueous potassium carbonate and 10% sodium hydroxide. A
5 precipitate formed. The mixture was filtered and the recovered solid was purified by chromatography using a HORIZON HPFC system (silica cartridge, eluting with 20% methanol in dichloromethane. The filtrate was also concentrated and the residue purified by chromatography using a HORIZON HPFC system (silica cartridge, eluting with a 0-8% gradient of methanol in dichloromethane). The two lots of purified product were combined
10 to provide 380 mg of 1-{4-amino-7-[2-(methylsulfonyl)ethenyl]-1*H*-imidazo[4,5-*c*]quinolin-1-yl}-2-methylpropan-2-ol as a pale yellow solid. MS (APCI) *m/z* 361 (M + H)⁺.

Part B

A glass Parr vessel was charged with 10% palladium on carbon (0.1 g), methanol
15 (50 mL) and 1-{4-amino-7-[2-(methylsulfonyl)ethenyl]-1*H*-imidazo[4,5-*c*]quinolin-1-yl}-2-methylpropan-2-ol (380 mg, 1.05 mmol). The vessel was evacuated and charged with hydrogen gas (40 psi, 2.8 x 10⁵ Pa). The reaction was shaken at 50 °C for approximately 18 hours. The reaction was cooled to ambient temperature, filtered, and then concentrated under reduced pressure. The resulting crude product was purified by chromatography
20 using a HORIZON HPFC system (silica cartridge, eluting with a 0-35% gradient of CMA in chloroform) followed by recrystallization from acetonitrile to provide 176 mg of 1-{4-amino-7-[2-(methylsulfonyl)ethyl]-1*H*-imidazo[4,5-*c*]quinolin-1-yl}-2-methylpropan-2-ol as an off-white solid, mp 269-271 °C.

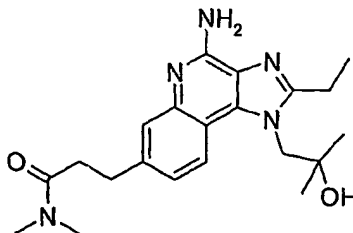
¹H NMR (500 MHz, DMSO-*d*₆) δ 8.25 (d, *J* = 8.5 Hz, 1H), 8.05 (s, 1H), 7.50 (d, *J* = 1.5
25 Hz, 1H), 7.15 (dd, *J* = 8.4, 1.7 Hz, 1H), 6.54 (br s, 2H), 4.83 (s, 1H), 4.52 (s, 2H), 3.52-3.49 (m, 2H), 3.13-3.10 (m, 2H), 3.00 (s, 3H), 1.16 (s, 6H);

¹³C NMR (125 MHz, DMSO-*d*₆) δ 152.1, 145.2, 143.8, 136.3, 132.6, 127.1, 125.3, 121.5, 121.1, 113.6, 69.4, 56.1, 54.3, 40.1, 27.7, 27.0;

MS (APCI) *m/z* 363 (M + H)⁺;

30 Anal. Calcd. for C₁₇H₂₂N₄O₃S•0.33CH₃CN: C, 56.42; H, 6.16; N, 16.13. Found: C, 56.23; H, 6.17; N, 16.16.

Example 100

3-[4-Amino-2-ethyl-1-(2-hydroxy-2-methylpropyl)-1*H*-imidazo[4,5-*c*]quinolin-7-yl]-*N,N*-dimethylpropanamide

5 Part A

A thick walled glass tube, equipped with a stir bar, was charged with palladium (II) acetate (50 mg, 0.22 mmol), acetonitrile (50 mL), triethylamine (1.80 mL, 13.0 mmol), tri-*o*-tolylphosphine (200 mg, 0.65 mmol), *N,N*-dimethylacrylamide (511 mg, 5.16 mmol) and 1-(7-bromo-2-ethyl-1*H*-imidazo[4,5-*c*]quinolin-1-yl)-2-methylpropan-2-ol (1.50 g, 4.30 mmol). The reaction mixture was purged with nitrogen and the tube was sealed and heated at 120 °C in an oil bath. The reaction was maintained at 120 °C for 18 hours and then cooled to ambient temperature. Upon cooling a precipitate formed that was dissolved by the addition of methanol and chloroform. The remaining insoluble material was removed by filtration through a 0.2 micron PTFE membrane filter. The filtrate was concentrated under reduced pressure and purified by chromatography using a HORIZON HPFC system (silica, eluting with a 0-25% gradient of CMA in chloroform). The resulting product was washed with 1% aqueous sodium carbonate and filtered to provide 1.37 g of 3-[2-ethyl-1-(2-hydroxy-2-methylpropyl)-1*H*-imidazo[4,5-*c*]quinolin-7-yl]-*N,N*-dimethylprop-2-enamide as an off-white solid, mp 196-198 °C.

¹H NMR (500 MHz, DMSO-*d*₆) δ 9.15 (s, 1H), 8.61 (d, *J* = 8.9 Hz, 1H), 8.33 (d, *J* = 1.3 Hz, 1H), 8.00 (dd, *J* = 8.9, 1.5 Hz, 1H), 7.66 (d, *J* = 15.4 Hz, 1H), 7.38 (d, *J* = 15.4 Hz, 1H), 4.81 (s, 1H), 4.64 (br s, 2H), 3.21 (s, 3H), 3.10 (m, 2H), 2.96 (s, 3H), 1.39 (t, *J* = 7.4 Hz, 3H), 1.20 (s, 6H);

MS (ESI) *m/z* 367 (M + H)⁺;

Anal. Calcd. for C₂₁H₂₆N₄O₂•H₂O: C, 67.99; H, 7.20; N, 15.10. Found: C, 68.00; H, 7.25; N, 15.22.

Part B

A glass Parr vessel was charged with 10% palladium on carbon (0.14 g), methanol (50 mL) and 3-[2-ethyl-1-(2-hydroxy-2-methylpropyl)-1*H*-imidazo[4,5-*c*]quinolin-7-yl]-*N,N*-dimethylprop-2-enamide (1.20 g, 3.27 mmol). The vessel was evacuated and charged with hydrogen gas (40 psi, 2.8×10^5 Pa). The reaction was shaken at 50 °C for approximately 19 hours. After cooling to ambient temperature, the reaction mixture was filtered and the filtrate concentrated to dryness to provide crude 3-[2-ethyl-1-(2-hydroxy-2-methylpropyl)-1*H*-imidazo[4,5-*c*]quinolin-7-yl]-*N,N*-dimethylpropanamide as a white semi-solid. MS (APCI) m/z 369 ($M + H$)⁺.

Part C

To a stirring solution of crude 3-[2-ethyl-1-(2-hydroxy-2-methylpropyl)-1*H*-imidazo[4,5-*c*]quinolin-7-yl]-*N,N*-dimethylpropanamide, (1.2 g, 3.3 mmol) in dichloromethane (75 mL) was added 3-chloroperoxybenzoic acid (60% pure, 941 mg, 3.6 mmol). After 18 hours concentrated ammonium hydroxide (50 mL) was added and the reaction was vigorously stirred for 10 minutes. *p*-Toluenesulfonyl chloride (690 mg, 3.6 mmol) was then added in one portion and the reaction was stirred for one hour. The fractions were separated and the aqueous fraction was extracted with chloroform (3x 50 mL). The combined organic fractions were concentrated under reduced pressure. Purification of the residue by chromatography using a HORIZON HPFC system (silica cartridge, eluting with 0-6% gradient of methanol in dichloromethane) followed by recrystallization from acetonitrile provided 651 mg of 3-[4-amino-2-ethyl-1-(2-hydroxy-2-methylpropyl)-1*H*-imidazo[4,5-*c*]quinolin-7-yl]-*N,N*-dimethylpropanamide as an off-white solid, mp 234-237 °C.

¹H NMR (500 MHz, DMSO-*d*₆) δ 8.14 (d, $J = 8.5$ Hz, 1H), 7.42 (d, $J = 1.6$ Hz, 1H), 7.08 (dd, $J = 8.5, 1.7$ Hz, 1H), 6.30 (br s, 2H), 4.76 (s, 1H), 4.51 (br s, 2H), 3.04 (q, $J = 7.4$ Hz, 2H), 2.94 (s, 3H), 2.89 (m, 2H), 2.83 (s, 3H), 2.66 (m, 2H), 1.34 (t, $J = 7.4$ Hz, 3H), 1.16 (br s, 6H);

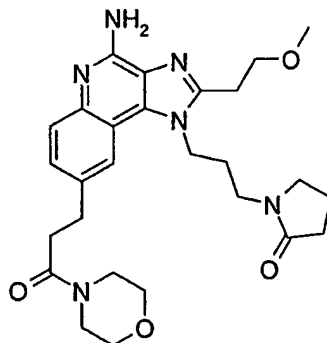
¹³C NMR (75 MHz, DMSO-*d*₆) δ 171.2, 155.5, 151.5, 144.9, 139.0, 133.5, 125.6, 125.1, 121.2, 120.8, 113.4, 70.6, 54.4, 36.5, 34.7, 33.9, 30.5, 27.5, 20.3, 12.0;

MS (ESI) m/z 384 ($M + H$)⁺;

Anal. Calcd. for C₂₁H₂₉N₅O₂: C, 65.77; H, 7.62; N, 18.26. Found: C, 65.76; H, 7.67; N, 18.35.

Example 101

1-{3-[4-Amino-2-(2-methoxyethyl)-8-(3-morpholin-4-yl-3-oxo-propyl)-1H-imidazo[4,5-c]quinolin-1-yl]propyl}pyrrolidin-2-one



5 Part A

A thick walled glass tube, equipped with a stir bar, was charged with palladium (II) acetate (8 mg, 0.04 mmol), acetonitrile (50 mL), triethylamine (0.9 mL, 5.2 mmol), tri-*o*-tolylphosphine (30 mg, 0.10 mmol), 4-acryloylmorpholine (271 mg, 1.91 mmol) and 1-{3-[8-bromo-2-(2-methoxyethyl)-1H-imidazo[4,5-c]quinolin-1-yl]propyl}pyrrolidin-2-one (0.75 g, 1.7 mmol). The reaction mixture was purged with nitrogen and the tube was sealed and heated at 120 °C in an oil bath. The reaction was maintained at 120 °C for 15 hours and then cooled to ambient temperature. Upon cooling a precipitate formed that was dissolved by the addition of methanol and chloroform. The remaining insoluble material was removed by filtration through a 0.2 micron PTFE membrane filter. The filtrate was concentrated to dryness and purified by chromatography using a HORIZON HPFC system (silica cartridge, eluting with a 0-6% gradient of methanol in dichloromethane) to provide an off-white solid.

A glass Parr vessel was charged with 10% palladium on carbon (0.08 g), methanol (50 mL) and the solid. The vessel was evacuated and charged with hydrogen gas (40 psi, 2.8×10^5 Pa). The mixture was shaken at 50 °C for approximately 19 hours. After cooling to ambient temperature, the reaction mixture was filtered and the filtrate was concentrated to dryness to provide crude 1-{3-[2-(2-methoxyethyl)-8-(3-morpholin-4-yl-3-oxopropyl)-1H-imidazo[4,5-c]quinolin-1-yl]propyl}pyrrolidin-2-one as a white semi-solid. MS (ESI) m/z 494 (M + H)⁺.

Part B

To a stirring solution of crude 1-{3-[2-(2-methoxyethyl)-8-(3-morpholin-4-yl-3-oxopropyl)-1*H*-imidazo[4,5-*c*]quinolin-1-yl] propyl}pyrrolidin-2-one, (0.85 g) in dichloromethane (75 mL) was added 3-chloroperoxybenzoic acid (60% pure, 500 mg, 1.91 mmol). After 18 hours concentrated ammonium hydroxide (50 mL) was added and the reaction was vigorously stirred for 10 minutes. *p*-Toluenesulfonyl chloride (690 mg, 3.60 mmol) was added in one portion and the mixture was stirred for one hour. The fractions were separated and aqueous fraction was extracted with chloroform (3x 50 mL). The combined organic fractions were concentrated under reduced pressure. Purification by chromatography using a HORIZON HPFC system (silica cartridge, eluting with a gradient of 0-30% CMA in chloroform) followed by recrystallization from acetonitrile provided 75 mg of 1-{3-[4-amino-2-(2-methoxyethyl)-8-(3-morpholin-4-yl-3-oxopropyl)-1*H*-imidazo[4,5-*c*]quinolin-1-yl] propyl}pyrrolidin-2-one as a pale yellow solid, mp 168-170 °C.

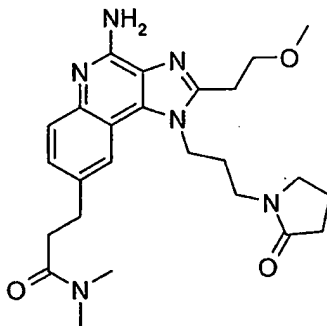
¹H NMR (300 MHz, DMSO-*d*₆) δ 7.84 (s, 1H), 7.53 (d, *J* = 8.5 Hz, 1H), 7.32 (dd, *J* = 8.5, 1.5 Hz, 1H), 6.35 (br s, 2H), 4.53 (m, 2H), 3.81 (t, *J* = 6.6 Hz, 2H), 3.50-3.33 (m, 12H), 3.29 (s, 3H), 3.18 (t, *J* = 6.7 Hz, 2H), 2.98 (m, 2H), 2.72 (m, 2H), 2.23 (m, 2H), 2.05-1.87 (m, 4H);

MS (APCI) *m/z* 509 (M + H)⁺;

Anal. Calcd. for C₂₇H₃₆N₆O₄: C, 63.76; H, 7.13; N, 16.52. Found: C, 63.55; H, 6.87; N, 16.41.

Example 102

3-{4-Amino-2-(2-methoxyethyl)-1-[3-(2-oxo-pyrrolidin-1-yl)propyl]-1*H*-imidazo[4,5-*c*]quinolin-8-yl}-*N,N*-dimethylpropanamide



25

Part A

A thick walled glass tube, equipped with a stir bar, was charged with palladium (II) acetate (8 mg, 0.04 mmol), acetonitrile (50 mL), triethylamine (0.9 mL, 5.22 mmol), tri-*o*-tolylphosphine (30 mg, 0.10 mmol), *N,N*-dimethylacrylamide (189 mg, 1.91 mmol) and
5 1-{3-[8-bromo-2-(2-methoxyethyl)-1*H*-imidazo[4,5-*c*]quinolin-1-yl]propyl}pyrrolidin-2-one (0.75 g, 1.7 mmol). The reaction mixture was purged with nitrogen and the tube was sealed and heated at 120 °C in an oil bath. The reaction was maintained at 120 °C for 18 hours and then cooled to ambient temperature. Upon cooling a precipitate formed that was dissolved by the addition of methanol and chloroform. The remaining insoluble material
10 was removed by filtration through a 0.2 micron PTFE membrane filter. The filtrate was concentrated under reduced pressure and purified by chromatography using a HORIZON HPFC system (silica cartridge, eluting with a 0-7% gradient of methanol in dichloromethane) to provide 660 mg of 3-{2-(2-methoxyethyl)-1-[3-(2-oxopyrrolidin-1-yl)propyl]-1*H*-imidazo[4,5-*c*]quinolin-8-yl}-*N,N*-dimethylprop-2-enamide as an off-white
15 solid.

Part B

A glass Parr vessel was charged with 10% palladium on carbon (0.07 g), methanol (50 mL) and 3-{2-(2-methoxyethyl)-1-[3-(2-oxopyrrolidin-1-yl)propyl]-1*H*-imidazo[4,5-*c*]quinolin-8-yl}-*N,N*-dimethylprop-2-enamide (0.66 g, 1.47 mmol). The vessel was
20 evacuated and charged with hydrogen gas (40 psi, 2.8×10^5 Pa). The mixture was shaken at 50 °C for approximately 72 hours. The reaction mixture was cooled to ambient temperature and filtered. The filtrate was concentrated under reduced pressure to provide 720 mg of crude 3-{2-(2-methoxyethyl)-1-[3-(2-oxopyrrolidin-1-yl)propyl]-1*H*-imidazo[4,5-*c*]quinolin-8-yl}-*N,N*-dimethylpropanamide as a white semi-solid. MS (ESI)
25 m/z 452 (M + H)⁺.

Part C

To a stirring solution of 3-{2-(2-methoxyethyl)-1-[3-(2-oxopyrrolidin-1-yl)propyl]-1*H*-imidazo[4,5-*c*]quinolin-8-yl}-*N,N*-dimethylpropanamide, (0.66 g) in dichloromethane (75 mL) was added 3-chloroperoxybenzoic acid (60% pure, 423 mg, 1.62
30 mmol). After 18 hours concentrated ammonium hydroxide (50 mL) was added and the reaction was vigorously stirred for 10 minutes. *p*-Toluenesulfonyl chloride (311 mg, 1.62 mmol) was then added in one portion. The fractions were separated and aqueous fraction

was extracted with chloroform (3x 50 mL). The combined organic fractions were concentrated under reduced pressure and purified by chromatography using a HORIZON HPFC system (silica cartridge, eluting with a 0-30% gradient of CMA in chloroform). The resulting product was washed with a 1% aqueous sodium carbonate and then recrystallized from acetonitrile to provide 75 mg of 3-{4-amino-2-(2-methoxyethyl)-1-[3-(2-oxopyrrolidin-1-yl)propyl]-1*H*-imidazo[4,5-*c*]quinolin-8-yl}-*N,N*-dimethylpropanamide as an off-white solid, mp 184-186 °C.

¹H NMR (300 MHz, DMSO-*d*₆) δ 7.84 (d, *J* = 1.0 Hz, 1H), 7.53 (d, *J* = 8.5 Hz, 1H), 7.32 (dd, *J* = 8.5, 1.5 Hz, 1H), 6.35 (br s, 2H), 4.53 (m, 2H), 3.81 (t, *J* = 6.7 Hz, 2H), 3.42-3.34 (m, 4H), 3.30 (s, 3H), 3.18 (t, *J* = 6.7 Hz, 2H), 3.00-2.92 (m, 5H), 2.82 (s, 3H), 2.70 (m, 2H), 2.23 (m, 2H), 2.06-1.86 (m, 4H);

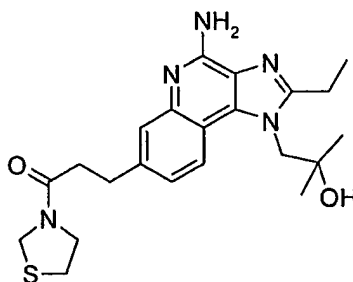
MS (ESI) *m/z* 467 (M + H)⁺;

Anal. Calcd for C₂₅H₃₄N₆O₃: C, 64.36; H, 7.35; N, 18.01. Found: C, 64.47; H, 7.33; N, 18.11.

15

Example 103

1-{4-Amino-2-ethyl-7-[3-oxo-3-(1,3-thiazolidin-3-yl)propyl]-1*H*-imidazo[4,5-*c*]quinolin-1-yl}-2-methylpropan-2-ol



Part A

20

A glass Parr vessel was charged with 10% palladium on carbon (1.0 g), methanol (75 mL), ethanol (75 mL) and methyl 3-[4-amino-2-ethyl-1-(2-hydroxy-2-methylpropyl)-1*H*-imidazo[4,5-*c*]quinolin-7-yl]prop-2-enoate (approximately 4 g, 10.8 mmol). The vessel was evacuated and charged with hydrogen gas (40 psi, 2.8 x 10⁵ Pa). The mixture was shaken at 50 °C for approximately 18 hours. The reaction mixture was cooled to ambient temperature and filtered. The filtrate was concentrated under reduced pressure to provide 3.55 g of methyl 3-[4-amino-2-ethyl-1-(2-hydroxy-2-methylpropyl)-1*H*-imidazo[4,5-*c*]quinolin-7-yl]propanoate as an off-white solid. MS (ESI) *m/z* 371 (M + H)⁺.

25

Part B

Methyl 3-[4-amino-2-ethyl-1-(2-hydroxy-2-methylpropyl)-1*H*-imidazo[4,5-*c*]quinolin-7-yl]propanoate was slurried in Claisen's alkali (50 mL) for 30 minutes and then concentrated to dryness. The resulting solid was dissolved in water (200 mL) and citric acid was slowly added until the pH reached 5-6. A fine off-white precipitate formed. Filtration provided 2.83 g of 3-[4-amino-2-ethyl-1-(2-hydroxy-2-methylpropyl)-1*H*-imidazo[4,5-*c*]quinolin-7-yl]propanoic acid as an off-white solid. MS (ESI) *m/z* 357 (M + H)⁺.

Part C

A round bottom flask, equipped with a stir bar, was charged with 3-[4-amino-2-ethyl-1-(2-hydroxy-2-methylpropyl)-1*H*-imidazo[4,5-*c*]quinolin-7-yl]propanoic acid (500 mg, 1.40 mmol), anhydrous pyridine (50 mL) and 1-hydroxybenzotriazole (379 mg, 2.80 mmol). After 30 minutes of stirring 1-(3-dimethylaminopropyl)-3-ethylcarbodiimide (537 mg, 2.80 mmol) was added to the reaction mixture in two portions. After 15 minutes, thiazolidine (250 mg, 2.80 mmol) was added in one portion. The pale yellow solution was stirred for 18 hours and then concentrated under reduced pressure. The resulting foam was dissolved in dichloromethane and washed with 1% aqueous sodium carbonate (2x 15 mL). The combined aqueous fractions were extracted with chloroform (3x 30 mL). The combined organic fractions were purified by chromatography using a HORIZON HPFC system (silica cartridge, eluting with a 0-25% gradient of CMA in chloroform) followed by recrystallization from acetonitrile to provide 516 mg of 1-{4-amino-2-ethyl-7-[3-oxo-3-(1,3-thiazolidin-3-yl)propyl]-1*H*-imidazo[4,5-*c*]quinolin-1-yl}-2-methylpropan-2-ol as a white solid, mp 210-212 °C.

¹H NMR (300 MHz, DMSO-*d*₆) δ 8.15 (d, *J* = 8.5 Hz, 1H), 7.44 (d, *J* = 1.7 Hz, 1H), 7.09 (dd, *J* = 8.5, 1.8 Hz, 1H), 6.35 (br s, 2H), 4.76 (s, 1H), 4.60-4.44 (m, 4H), 3.72-3.63 (m, 2H), 3.08-2.88 (m, 6H), 2.73 (m, 2H), 1.34 (t, *J* = 7.5 Hz, 3H), 1.17 (br s, 6H);

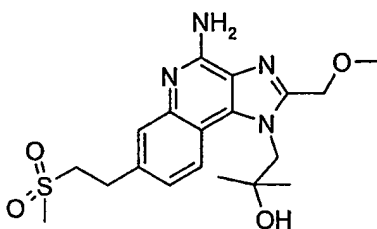
MS (ESI) *m/z* 428 (M + H)⁺;

Anal. Calcd. for C₂₂H₂₉N₅O₂S: C, 61.80; H, 6.84; N, 16.38. Found: C, 61.55; H, 6.92; N, 16.50.

30

Example 104

1-{4-Amino-2-(methoxymethyl)-7-[2-(methylsulfonyl)ethyl]-1*H*-imidazo[4,5-*c*]quinolin-1-yl}-2-methylpropan-2-ol



Part A

A thick walled glass tube, equipped with a stir bar, was charged with palladium (II) acetate (12 mg, 0.05 mmol), acetonitrile (20 mL), *N,N*-dimethylformamide (15 mL)
5 triethylamine (1.10 mL, 7.92 mmol), tri-*o*-tolylphosphine (48 mg, 0.16 mmol), methyl vinyl sulfone (294 mg, 2.77 mmol) and 1-[4-amino-7-bromo-2-(methoxymethyl)-1*H*-imidazo[4,5-*c*]quinolin-1-yl]-2-methylpropan-2-ol (1.00 g, 2.64 mmol). The reaction mixture was purged with nitrogen. The tube was sealed and heated at 120 °C in an oil bath. The reaction was maintained at 120 °C for 18 hours and then cooled to ambient
10 temperature. The reaction was filtered and the filtrate was concentrated under reduced pressure. The resulting solid was partitioned between chloroform (100 mL) and aqueous 1% sodium carbonate (100 mL). The fractions were separated and the aqueous fraction was extracted with chloroform (5x 50 mL). The combined organic fractions were concentrated and purified by chromatography using a HORIZON HPFC system (silica
15 cartridge, eluting with 0-6% gradient of methanol in dichloromethane) to provide 750 mg of 1-{4-amino-2-(methoxymethyl)-7-[2-(methylsulfonyl)ethenyl]-1*H*-imidazo[4,5-*c*]quinolin-1-yl}-2-methylpropan-2-ol as a yellow semi-solid. MS (ESI) *m/z* 405 (M + H)⁺.

Part B

A glass Parr vessel was charged with 10% palladium on carbon (200 mg),
20 methanol (12.5 mL), ethanol (12.5 mL) and 1-{4-amino-2-(methoxymethyl)-7-[2-(methylsulfonyl)ethenyl]-1*H*-imidazo[4,5-*c*]quinolin-1-yl}-2-methylpropan-2-ol (750 mg, 1.85 mmol). The vessel was evacuated and charged with hydrogen gas (40 psi, 2.8 x 10⁵ Pa). The mixture was shaken at 50 °C for approximately 18 hours and then cooled to ambient temperature. The reaction mixture was sequentially filtered through a 0.2 micron
25 PTFE membrane filter, concentrated under reduced pressure, and purified by chromatography using a HORIZON HPFC system (silica cartridge, eluting with 0-7% gradient of methanol in dichloromethane) to provide 195 mg of 1-{4-amino-2-

(methoxymethyl)-7-[2-(methylsulfonyl)ethyl]-1*H*-imidazo[4,5-*c*]quinolin-1-yl}-2-methylpropan-2-ol as a white solid, mp 210-212 °C.

¹H NMR (500 MHz, DMSO-*d*₆) δ 8.22 (d, *J* = 8.5 Hz, 1H), 7.51 (d, *J* = 1.7 Hz, 1H), 7.15 (dd, *J* = 8.5, 1.8 Hz, 1H), 6.63 (br s, 2H), 5.20-4.50 (m, 5H), 3.51 (m, 2H), 3.30 (s, 3H), 3.12 (m, 2H), 3.00 (s, 3H), 1.16 (br s, 6H);

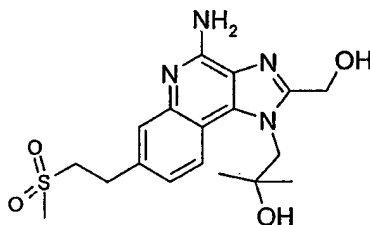
¹³C NMR (125 MHz, DMSO-*d*₆) δ 151.9, 150.3, 145.2, 136.4, 134.1, 125.8, 125.3, 121.5, 121.1, 113.6, 70.5, 66.5, 57.6, 54.7, 54.2, 40.1, 27.6, 27.5;

MS (APCI) *m/z* 407 (M + H)⁺;

Anal. Calcd. for C₁₉H₂₆N₄O₄S•CH₃CN: C, 56.35; H, 6.53; N, 15.56. Found: C, 56.10; H, 6.55; N, 15.56.

Example 105

1-{4-Amino-2-(hydroxymethyl)-7-[2-(methylsulfonyl)ethyl]-1*H*-imidazo[4,5-*c*]quinolin-1-yl}-2-methylpropan-2-ol



15 A stirring solution of 1-{4-amino-2-(methoxymethyl)-7-[2-(methylsulfonyl)ethyl]-1*H*-imidazo[4,5-*c*]quinolin-1-yl}-2-methylpropan-2-ol (340 mg, 0.84 mmol) in dichloromethane (40 mL) was sealed with a septum and purged with nitrogen gas. The solution was cooled in an ice/water bath and a 1.0 M solution of boron tribromide in dichloromethane (4.2 mL) was added via syringe. The resulting mixture was stirred for 18

20 hours while warming to ambient temperature. The mixture was cooled back to 0 °C in an ice/water bath and the second portion of boron tribromide (1.0 M, 4.2 mL) was added. The reaction was stirred for 3 hours while warming to ambient temperature. Methanol (30 mL) was added and the mixture was concentrated to a purple foam. The foam was dissolved in 10% aqueous hydrochloric acid (30 mL) and washed with chloroform (2x 25 mL). The

25 aqueous fraction was neutralized by the slow addition of solid potassium carbonate until the pH reached 11. The aqueous fraction was extracted with chloroform (2x 50 mL) and allowed to stand overnight. The resulting solid was recovered by filtration to provide 126

mg of 1-{4-amino-2-(hydroxymethyl)-7-[2-(methylsulfonyl)ethyl]-1*H*-imidazo[4,5-*c*]quinolin-1-yl}-2-methylpropan-2-ol

as a white crystalline solid, mp 221-223 °C.

¹H NMR (300 MHz, DMSO-*d*₆) δ 8.21 (d, *J* = 8.5 Hz, 1H), 7.49 (d, *J* = 1.6 Hz, 1H), 7.14 (dd, *J* = 8.5, 1.8 Hz, 1H), 6.51 (br s, 2H), 5.48 (br s, 1H), 5.12-4.77 (m, 3H), 4.69 (br s, 2H), 3.51 (m, 2H), 3.11 (m, 2H), 3.00 (s, 3H), 1.17 (br s, 6H);

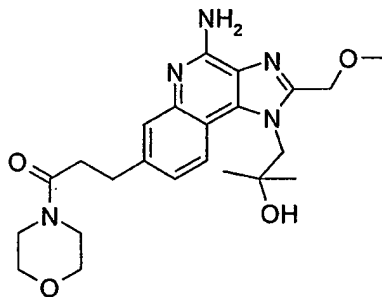
¹³C NMR (125 MHz, DMSO-*d*₆) δ 153.6, 152.0, 145.3, 136.1, 133.9, 125.7, 125.4, 121.4, 121.0, 113.8, 70.5, 56.5, 54.6, 54.3, 40.1, 27.6, 27.5;

MS (APCI) *m/z* 393 (M + H)⁺;

Anal. Calcd. for C₁₈H₂₄N₄O₄S·0.75H₂O: C, 53.25; H, 6.33; N, 13.80. Found: C, 53.05; H, 6.51; N, 13.62.

Example 106

3-[4-Amino-2-(methoxymethyl)-7-(3-morpholin-4-yl-3-oxopropyl)-1*H*-imidazo[4,5-*c*]quinolin-1-yl]-2-methylpropan-2-ol



15

Part A

A thick walled glass tube, equipped with a stir bar, was charged with palladium (II) acetate (150 mg, 0.66 mmol), acetonitrile (50 mL), *N,N*-dimethylformamide (20 mL) triethylamine (5.50 mL, 39.54 mmol), tri-*o*-tolylphosphine (600 mg, 1.98 mmol), methyl acrylate (294 mg, 2.77 mmol) and 1-[4-amino-7-bromo-2-(methoxymethyl)-1*H*-imidazo[4,5-*c*]quinolin-1-yl]-2-methylpropan-2-ol (5.00 g, 13.2 mmol). The reaction mixture was purged with nitrogen and the tube was sealed and heated at 120 °C for 18 hours. The reaction was cooled to ambient temperature and then concentrated to dryness under reduced pressure. The resulting solid was partitioned between chloroform (300 mL) and aqueous 1% sodium carbonate (100 mL). The fractions were separated and the aqueous fraction was extracted with chloroform (4x 100 mL). The combined organic fractions were concentrated and purified by chromatography using a HORIZON HPFC

25

system (silica cartridge, eluting with 0-8% gradient of methanol in dichloromethane) to provide a yellow semi-solid.

The intermediate product was added to a Parr vessel with 10% palladium on carbon (700 mg), methanol (12.5 mL), and ethanol (12.5 mL). The vessel was evacuated and charged with hydrogen gas (40 psi, 2.8×10^5 Pa). The mixture was shaken at 50 °C for approximately 18 hours followed by cooling to ambient temperature. The mixture was filtered through a 0.2 micron PTFE membrane filter and the filtrate was concentrated under reduced pressure to provide crude methyl 3-[4-amino-1-(2-hydroxy-2-methylpropyl)-2-(methoxymethyl)-1*H*-imidazo[4,5-*c*]quinolin-7-yl]propanoate as a white solid. MS (APCI) *m/z* 387 (M + H)⁺.

Part B

Methyl 3-[4-amino-1-(2-hydroxy-2-methylpropyl)-2-(methoxymethyl)-1*H*-imidazo[4,5-*c*]quinolin-7-yl]propanoate was slurried in Claisen's alkali (50 mL) for 30 minutes and then concentrated to dryness. The resulting solid was dissolved in water (200 mL) and citric acid was slowly added until the pH reached 5-6. A fine off-white precipitate formed. Filtration provided 7.58 g of wet 3-[4-amino-1-(2-hydroxy-2-methylpropyl)-2-(methoxymethyl)-1*H*-imidazo[4,5-*c*]quinolin-7-yl]propanoic acid as a white solid. MS (APCI) *m/z* 373 (M + H)⁺.

Part C

3-[4-Amino-1-(2-hydroxy-2-methylpropyl)-2-(methoxymethyl)-1*H*-imidazo[4,5-*c*]quinolin-7-yl]propanoic acid (1.25 g, 3.30 mmol), anhydrous pyridine (75 mL) and 1-hydroxybenzotriazole (892 mg, 6.60 mmol) were combined and the reaction was stirred for 30 minutes. 1-(3-Dimethylaminopropyl)-3-ethylcarbodiimide (1.27 g, 6.60 mmol) was added and the reaction mixture was stirred for an additional 15 minutes. Morpholine (581 mg, 6.60 mmol) was added in one portion. After stirring for 18 hours the solution was concentrated under reduced pressure. The resulting foam was dissolved in chloroform (50 mL) and washed with 1% aqueous sodium carbonate (2x 15 mL). The combined aqueous washes were extracted with chloroform. The combined organic fractions were concentrated under reduced pressure and then purified by chromatography using a HORIZON HPFC system (silica cartridge, eluting with a CMA: chloroform gradient; 0-20% CMA over 1500 mL, followed by 20-25% CMA over 500 mL, and finally 25-30% CMA over 500 mL). A final recrystallization from acetonitrile provided 913 mg of 3-[4-

amino-2-(methoxymethyl)-7-(3-morpholin-4-yl-3-oxopropyl)-1*H*-imidazo[4,5-*c*]quinolin-1-yl]-2-methylpropan-2-ol as an off-white solid, mp 215-217 °C.

¹H NMR (500 MHz, DMSO-*d*₆) δ 8.15 (d, *J* = 8.5 Hz, 1H), 7.45 (d, *J* = 1.6 Hz, 1H), 7.11 (dd, *J* = 8.5, 1.8 Hz, 1H), 6.55 (br s, 2H), 5.15-4.50 (br s, 2H), 4.89 (s, 1H), 4.63 (br s, 2H), 3.51-3.39 (m, 8H), 3.30 (s, 3H), 2.92 (t, *J* = 7.6 Hz, 2H), 2.69 (t, *J* = 7.6 Hz, 2H), 1.16 (br s, 6H);

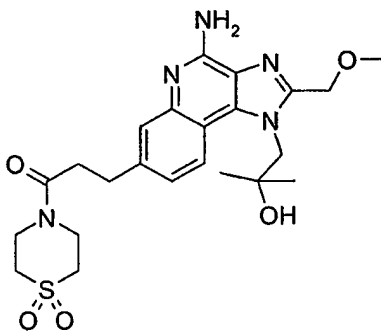
MS (ESI) *m/z* 442 (M + H)⁺;

Anal. Calcd. for C₂₃H₃₁N₅O₄: C, 62.57; H, 7.08; N, 15.86. Found: C, 62.42; H, 6.90; N, 15.92.

10

Example 107

1-[4-Amino-7-[3-(1,1-dioxidothiomorpholin-4-yl)-3-oxopropyl]-2-(methoxymethyl)-1*H*-imidazo[4,5-*c*]quinolin-1-yl]-2-methylpropan-2-ol



15

3-[4-Amino-1-(2-hydroxy-2-methylpropyl)-2-(methoxymethyl)-1*H*-imidazo[4,5-*c*]quinolin-7-yl]propanoic acid (1.25 g, 3.30 mmol), anhydrous pyridine (75 mL) and 1-hydroxybenzotriazole (892 mg, 6.60 mmol) were combined and the reaction was stirred for 30 minutes. 1-(3-Dimethylaminopropyl)-3-ethylcarbodiimide (1.27 g, 6.60 mmol) was added and the reaction mixture was stirred for an additional 15 minutes. Thiomorpholine 1,1-dioxide (895 mg, 6.60 mmol) was added in one portion. After stirring for 18 hours the solution was concentrated under reduced pressure and the residual foam was dissolved in chloroform (50 mL) and washed with 1% aqueous sodium carbonate (2x 25 mL). The combined aqueous washes were extracted with chloroform. The combined organic fractions were concentrated under reduced pressure and purified by chromatography using a HORIZON HPFC system (silica cartridge, eluting with a CMA: chloroform gradient; 0-25% CMA over 1500 mL, followed by 25-30% CMA over 500 mL, finally 30% CMA over 1000 mL). The resulting material was subjected to a second chromatography

20

25

purification using a HORIZON HPFC system (silica cartridge, eluting with CMA: chloroform gradient; 0-25% CMA over 1500 mL, followed by 25-30% CMA over 500 mL) followed by recrystallization from acetonitrile to provide 1.07 g of 1-[4-amino-7-[3-

5

(1,1-dioxidothiomorpholin-4-yl)-3-oxopropyl]-2-(methoxymethyl)-1*H*-imidazo[4,5-
 ^1H NMR (500 MHz, DMSO- d_6) δ 8.16 (d, J = 8.5 Hz, 1H), 7.46 (d, J = 1.4 Hz, 1H), 7.11 (dd, J = 8.5, 1.6 Hz, 1H), 6.53 (br s, 2H), 5.14-4.50 (br s, 2H), 4.88 (s, 1H), 4.64 (br s, 2H), 3.90-3.83 (m, 4H), 3.30 (s, 3H), 3.13 (m, 2H), 3.07 (m, 2H), 2.93 (t, J = 7.5 Hz, 2H), 2.81 (t, J = 7.5 Hz, 2H), 1.16 (br s, 6H);

10

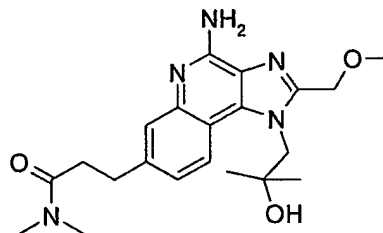
MS (ESI) m/z 490 ($M + H$) $^+$;

Anal. Calcd. for $\text{C}_{23}\text{H}_{31}\text{N}_5\text{O}_5\text{S}$: C, 56.43; H, 6.38; N, 14.30. Found: C, 56.44; H, 6.33; N, 14.29.

Example 108

3-[4-Amino-1-(2-hydroxy-2-methylpropyl)-2-(methoxymethyl)-1*H*-imidazo[4,5-
 c]quinolin-7-yl]-*N,N*-dimethylpropanamide

15



20

3-[4-Amino-1-(2-hydroxy-2-methylpropyl)-2-(methoxymethyl)-1*H*-imidazo[4,5-
 c]quinolin-7-yl]propanoic acid (1.25 g, 3.30 mmol), anhydrous pyridine (75 mL) and 1-
 hydroxybenzotriazole (892 mg, 6.60 mmol) were combined and the reaction was stirred
 for 30 minutes. 1-(3-Dimethylaminopropyl)-3-ethylcarbodiimide (1.27 g, 6.60 mmol) was
 added and the reaction mixture was stirred for an additional 15 minutes. Dimethylamine
 hydrochloride (540 mg, 6.60 mmol) was added in one portion and the reaction was stirred
 for an additional 4 hours. The solution was concentrated under reduced pressure and the
 resulting oil was dissolved in chloroform (50 mL) and washed with 1% aqueous sodium
 carbonate (3x 25 mL). The combined aqueous washes were extracted with chloroform.
 The combined organic fractions were purified by chromatography using a HORIZON
 HPFC system (silica cartridge, eluting with a CMA: chloroform gradient; 0-25% CMA
 over 1500 mL, followed by 25-30% CMA over 1000 mL) followed by recrystallization

25

from acetonitrile to provide 931 mg of 3-[4-amino-1-(2-hydroxy-2-methylpropyl)-2-(methoxymethyl)-1*H*-imidazo[4,5-*c*]quinolin-7-yl]-*N,N*-dimethylpropanamide as a white solid, mp 142-145 °C.

¹H NMR (500 MHz, DMSO-*d*₆) δ 8.16 (d, *J* = 8.5 Hz, 1H), 7.45 (d, *J* = 1.7 Hz, 1H), 7.11 (dd, *J* = 8.5, 1.7 Hz, 1H), 6.56 (br s, 2H), 5.11-4.52 (br s, 2H), 4.89 (s, 1H), 4.64 (br s, 2H), 3.30 (s, 3H), 2.94 (s, 3H), 2.91 (t, *J* = 7.7 Hz, 2H), 2.83 (s, 3H), 2.67 (t, *J* = 7.7 Hz, 2H), 1.17 (br s, 6H);

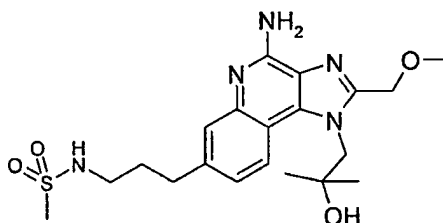
¹³C NMR (125 MHz, DMSO-*d*₆) δ 171.2, 151.9, 150.0, 145.4, 139.7, 134.1, 125.6, 125.1, 121.4, 121.0, 113.2, 70.5, 66.6, 57.5, 54.7, 36.5, 34.7, 33.9, 30.5, 27.5;

MS (APCI) *m/z* 400 (M + H)⁺;

Anal. Calcd. for C₂₁H₂₉N₅O₃•0.5H₂O: C, 61.75; H, 7.40; N, 17.14. Found: C, 61.74; H, 7.47; N, 17.25.

Example 109

N-{3-[4-Amino-1-(2-hydroxy-2-methylpropyl)-2-(methoxymethyl)-1*H*-imidazo[4,5-*c*]quinolin-7-yl]propyl}methanesulfonamide



Part A

A thick walled glass tube, equipped with a stir bar, was charged with palladium (II) acetate (225 mg, 1.00 mmol), acetonitrile (50 mL), *N,N*-dimethylformamide (20 mL) triethylamine (8.25 mL, 59.3 mmol), tri-*o*-tolylphosphine (900 mg, 2.97 mmol), acrylonitrile (770 mg, 21.8 mmol) and 1-[4-amino-7-bromo-2-(methoxymethyl)-1*H*-imidazo[4,5-*c*]quinolin-1-yl]-2-methylpropan-2-ol (7.50 g, 19.8 mmol). The reaction mixture was purged with nitrogen and the tube was sealed and heated at 120 °C in an oil bath for 18 hours. The reaction was cooled to ambient temperature and then concentrated under reduced pressure. The resulting solid was partitioned between chloroform (300 mL) and aqueous 1% sodium carbonate (100 mL). The fractions were separated and the aqueous fraction was extracted with chloroform (4x 100 mL). The combined organic fractions were concentrated under reduced pressure and purified by chromatography using

a HORIZON HPFC system (silica cartridge, eluting with 0-7% gradient of methanol in dichloromethane) to provide 5.2 g of 3-[4-amino-1-(2-hydroxy-2-methylpropyl)-2-(methoxymethyl)-1*H*-imidazo[4,5-*c*]quinolin-7-yl]prop-2-enenitrile as an off-white solid. MS (ESI) m/z 352 (M + H)⁺.

5 Part B

A glass Parr vessel was charged with 10% palladium on carbon (1.0 g), methanol (200 mL), trifluoroacetic acid (5.4 mL, 72.5 mmol) and 3-[4-amino-1-(2-hydroxy-2-methylpropyl)-2-(methoxymethyl)-1*H*-imidazo[4,5-*c*]quinolin-7-yl]prop-2-enenitrile (5.1 g, 14.5 mmol). The vessel was evacuated and charged with hydrogen gas (40 psi, 2.8×10^5 Pa). The mixture was shaken for approximately 18 hours and then filtered through a 0.2 micron PTFE membrane filter and concentrated under reduced pressure. The resulting yellow oil was dissolved in 10% aqueous hydrochloric acid (100 mL) and stirred for 30 minutes. The solution was made basic (pH 10) by the slow addition of potassium carbonate. Potassium hydroxide was added until pH equaled 13. The solution was then concentrated under reduced pressure. The resulting off-white solid was slurried in hot methanol (300 mL) and filtered. The hot methanol slurry procedure was repeated. The combined filtrates were concentrated and purified by chromatography using a HORIZON HPFC system (silica cartridge, eluting with a CMA: chloroform gradient; 0-30% CMA) to provide 4.7 g of 1-[4-amino-7-(3-aminopropyl)-2-(methoxymethyl)-1*H*-imidazo[4,5-*c*]quinolin-1-yl]-2-methylpropan-2-ol as an off-white foam. MS (APCI) m/z 358 (M + H)⁺.

20 Part C

To a solution of 1-[4-amino-7-(3-aminopropyl)-2-(methoxymethyl)-1*H*-imidazo[4,5-*c*]quinolin-1-yl]-2-methylpropan-2-ol (1.25 g, 3.50 mmol) and triethylamine (2.4 mL, 17.5 mmol) cooled to 0 °C in a ice water bath was added methanesulfonic anhydride (732 mg, 4.20 mmol). The solution was stirred for approximately 18 hours while warming to ambient temperature. The solution was concentrated under reduced pressure and partitioned between 1% aqueous sodium carbonate (125 mL) and chloroform (100 mL). The aqueous fraction was extracted with chloroform until no product was present in the aqueous layer. The combined organic fractions were concentrated and purified by chromatography using a HORIZON HPFC system (silica cartridge, eluting with a CMA: chloroform gradient; 0-25% CMA over 1500 mL, followed by 25-30% CMA over 1000 mL). A final recrystallization from acetonitrile provided 855 mg of *N*-{3-

[4-amino-1-(2-hydroxy-2-methylpropyl)-2-(methoxymethyl)-1*H*-imidazo[4,5-*c*]quinolin-7-yl]propyl}methanesulfonamide as a white solid, mp 205-207 °C.

¹H NMR (500 MHz, DMSO-*d*₆) δ 8.17 (d, *J* = 8.5 Hz, 1H), 7.42 (d, *J* = 1.7 Hz, 1H), 7.09 (dd, *J* = 8.5, 1.7 Hz, 1H), 7.05 (t, *J* = 5.6 Hz, 1H), 6.52 (br s, 2H), 5.11-4.57 (br s, 2H),
 5 4.88 (s, 1H), 4.64 (br s, 2H), 3.30 (s, 3H), 2.99 m, 2H), 2.89 (s, 3H), 2.72 (t, *J* = 7.6 Hz, 2H), 1.83 (m, 2H), 1.17 (br s, 6H);

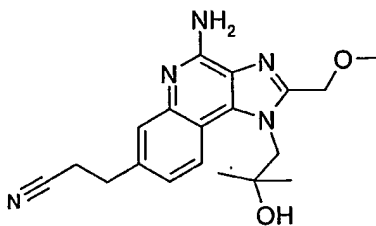
MS (APCI) *m/z* 435 (M + H)⁺;

Anal. Calcd. for C₂₀H₂₉N₅O₄S•0.25H₂O: C, 54.59; H, 6.75; N, 15.91. Found: C, 54.47; H, 6.73; N, 16.20.

10

Example 110

3-[4-Amino-1-(2-hydroxy-2-methylpropyl)-2-(methoxymethyl)-1*H*-imidazo[4,5-*c*]quinolin-7-yl]propanenitrile



A glass Parr vessel was charged with 10% palladium on carbon catalyst (200 mg),
 15 methanol (100 mL), and 3-[4-amino-1-(2-hydroxy-2-methylpropyl)-2-(methoxymethyl)-1*H*-imidazo[4,5-*c*]quinolin-7-yl]prop-2-enenitrile (925 mg, 2.63 mmol). The vessel was evacuated and charged with hydrogen gas (40 psi, 2.8 x 10⁵ Pa). The mixture was shaken at 50 °C for approximately 18 hours. The reaction mixture was cooled to ambient temperature and then filtered through a 0.2 micron PTFE membrane filter. The filtrate was
 20 concentrated under reduced pressure and purified by chromatography using a HORIZON HPFC system (silica cartridge, eluting with a CMA: chloroform gradient; 0-25% CMA over 1500 mL, followed by 25-30% CMA over 500 mL) to provide 760 mg of 3-[4-amino-1-(2-hydroxy-2-methylpropyl)-2-(methoxymethyl)-1*H*-imidazo[4,5-*c*]quinolin-7-yl]propanenitrile as a white solid, mp 191-193 °C.

25 ¹H NMR (500 MHz, DMSO-*d*₆) δ 8.22 (d, *J* = 8.5 Hz, 1H), 7.52 (d, *J* = 1.7 Hz, 1H), 7.14 (dd, *J* = 8.5, 1.7 Hz, 1H), 6.62 (br s, 2H), 5.11-4.57 (br s, 2H), 4.89 (s, 1H), 4.65 (br s, 2H), 3.30 (s, 3H), 2.99 (t, *J* = 7.0 Hz, 2H), 2.89 (t, *J* = 7.0 Hz, 2H), 1.17 (br s, 6H);

^{13}C NMR (125 MHz, DMSO- d_6) δ 152.0, 150.2, 145.3, 137.0, 134.0, 125.8, 125.4, 121.4, 121.0, 120.3, 113.8, 70.5, 66.6, 57.5, 54.7, 30.4, 27.5, 17.9;

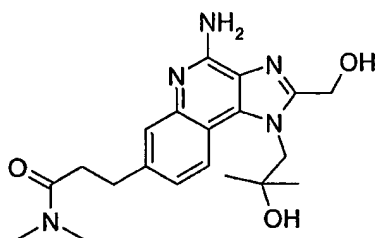
MS (APCI) m/z 354 ($M + H$) $^+$;

Anal. Calcd. for $\text{C}_{19}\text{H}_{23}\text{N}_5\text{O}_2 \cdot 1.0 \text{ CH}_3\text{CN}$: C, 63.94; H, 6.64; N, 21.31. Found: C, 63.66;

5 H, 6.79; N, 21.12.

Example 111

3-[4-Amino-2-(hydroxymethyl)-1-(2-hydroxy-2-methylpropyl)-1*H*-imidazo[4,5-*c*]quinolin-7-yl]-*N,N*-dimethylpropanamide



10 A stirring solution of 3-[4-amino-1-(2-hydroxy-2-methylpropyl)-2-(methoxymethyl)-1*H*-imidazo[4,5-*c*]quinolin-7-yl]-*N,N*-dimethylpropanamide (523 mg, 1.31 mmol) in dichloromethane (125 mL) was sealed with a septum and purged with nitrogen gas. The solution was cooled in an ice/water bath and a 1.0 M solution of boron tribromide in dichloromethane (6.6 mL) was added via syringe. The resulting mixture was stirred for 18 hours while warming to ambient temperature. Methanol (50 mL) was added and the mixture was concentrated under reduced pressure. The resulting solid was dissolved in a 2.0 M solution of ammonia in methanol (75 mL) and the solution was concentrated under reduced pressure to yield a solid. This step was repeated two more times with silica gel (1 tbsp) being added prior to the final concentration. The sample absorbed on silica was purified by chromatography using a HORIZON HPFC system (silica cartridge, eluting with a CMA: chloroform gradient; 0-25% CMA over 1200 mL, followed by 25-40% CMA over 1300 mL) to provide 298 mg of 3-[4-Amino-2-(hydroxymethyl)-1-(2-hydroxy-2-methylpropyl)-1*H*-imidazo[4,5-*c*]quinolin-7-yl]-*N,N*-dimethylpropanamide as a white crystalline solid, mp 228-230 °C.

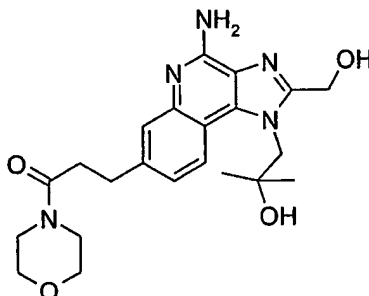
25 ^1H NMR (300 MHz, DMSO- d_6) δ 8.15 (d, $J = 8.5$ Hz, 1H), 7.42 (d, $J = 1.6$ Hz, 1H), 7.10 (dd, $J = 8.5, 1.7$ Hz, 1H), 6.43 (br s, 2H), 5.47 (t, $J = 5.9$ Hz, 1H), 4.95 (s, 1H), 4.86 (br s, 2H), 4.68 (br s, 2H), 2.94 (s, 3H), 2.90 (m, 2H), 2.83 (s, 3H), 2.67 (m, 2H), 1.17 (br s, 6H);

MS (ESI) m/z 386 ($M + H$)⁺;

Anal. Calcd. for $C_{20}H_{27}N_5O_3 \cdot 0.5H_2O$: C, 60.90; H, 7.16; N, 17.75. Found: C, 60.93; H, 7.42; N, 17.85.

Example 112

5 1-[4-Amino-2-(hydroxymethyl)-7-(3-morpholin-4-yl-3-oxopropyl)-1*H*-imidazo[4,5-*c*]quinolin-1-yl]-2-methylpropan-2-ol



A stirring solution of 1-[4-amino-2-(methoxymethyl)-7-(3-morpholin-4-yl-3-oxopropyl)-1*H*-imidazo[4,5-*c*]quinolin-1-yl]-2-methylpropan-2-ol (460 mg, 1.04 mmol) in chloroform (120 mL) was sealed with a septum and purged with nitrogen gas. The solution was cooled in an ice water bath and a solution of 1.0 M boron tribromide in dichloromethane (6.6 mL) was added via syringe. The reaction was stirred for 18 hours while warming to ambient temperature. In order to complete the reaction three additional portions (3 mL, 10 mL, and 10 mL) of 1.0 M boron tribromide in dichloromethane were added at approximately 18 hour intervals. Methanol (75 mL) was added. The reaction was concentrated to a dark purple liquid and then stirred in 10% aqueous hydrochloric acid (100 mL) for three days. Solid sodium carbonate was slowly added until the pH equaled 10. The solution was concentrated to a white solid. The solid was washed with methanol (2x 100 mL) and filtered. The filtrate was absorbed onto silica (2 tbsps) and then purified by chromatography using a HORIZON HPFC system (silica cartridge, eluting with a CMA: chloroform gradient; 0-20% CMA over 1400 mL, followed by 20-30% CMA over 1600 mL) to provide 48 mg of 1-[4-amino-2-(hydroxymethyl)-7-(3-morpholin-4-yl-3-oxopropyl)-1*H*-imidazo[4,5-*c*]quinolin-1-yl]-2-methylpropan-2-ol as a white crystalline solid, mp 223-225 °C.

25 ¹H NMR (500 MHz, DMSO-*d*₆) δ 8.15 (d, $J = 8.5$ Hz, 1H), 7.43 (d, $J = 1.3$ Hz, 1H), 7.10 (dd, $J = 8.5, 1.5$ Hz, 1H), 6.44 (br s, 2H), 5.47 (t, $J = 5.8$ Hz, 1H), 4.96 (s, 1H), 4.87 (br s,

2H), 4.68 (br s, 2H), 3.52-3.48 (m, 2H), 3.45-3.38 (m, 6H), 2.92 (t, $J = 7.6$ Hz, 2H), 2.69 (t, $J = 7.7$ Hz, 2H), 1.17 (br s, 6H);

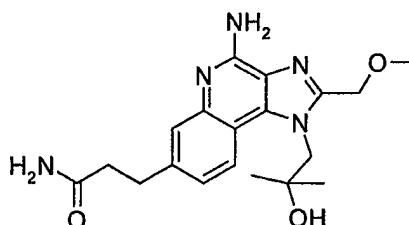
MS (ESI) m/z 428 (M + H)⁺;

Anal. Calcd. for C₂₂H₂₉N₅O₄: C, 61.81; H, 6.84; N, 16.38. Found: C, 61.62; H, 6.77; N, 16.26.

5

Example 113

3-[4-Amino-1-(2-hydroxy-2-methylpropyl)-2-(methoxymethyl)-1*H*-imidazo[4,5-*c*]quinolin-7-yl]propanamide



10 3-[4-Amino-1-(2-hydroxy-2-methylpropyl)-2-(methoxymethyl)-1*H*-imidazo[4,5-*c*]quinolin-7-yl]propanenitrile (430 mg, 1.30 mmol) in methanol (75 mL) was heated to 50 °C in an oil bath. Aqueous 10% sodium hydroxide (0.33 mmol) and 30% aqueous hydrogen peroxide (516 mg, 4.55 mmol) were added and the reaction was stirred for 18 hours. The mixture was cooled to ambient temperature and then concentrated under reduced pressure. The resulting solid was slurried in water (70 mL). The aqueous mixture was washed with chloroform (35 mL), concentrated to a wet solid, slurried in methanol (100 mL) and filtered. The filtrate was absorbed onto silica (1 tbsp) and purified by chromatography using a HORIZON HPFC system (silica cartridge, eluting with CMA: chloroform gradient; 0-20% CMA over 1400 mL, followed by 20-25% CMA over 1200 mL). The material was further purified by chromatography using a HORIZON HPFC system (silica cartridge, eluting with a 0-9% gradient of methanol in dichloromethane) to provide 102 mg of 3-[4-amino-1-(2-hydroxy-2-methylpropyl)-2-(methoxymethyl)-1*H*-imidazo[4,5-*c*]quinolin-7-yl]propanamide as a white solid, mp 228-230 °C.

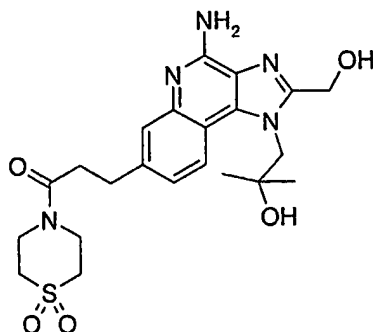
15 ¹H NMR (500 MHz, DMSO-*d*₆) δ 8.15 (d, $J = 8.4$ Hz, 1H), 7.43 (d, $J = 1.3$ Hz, 1H), 7.32 (s, 1H), 7.07 (dd, $J = 8.4, 1.4$ Hz, 1H), 6.77 (s, 1H), 6.49 (br s, 2H), 5.11-4.63 (br s, 2H), 4.87 (s, 1H), 4.63 (br s, 2H), 3.30 (s, 3H), 2.90 (t, $J = 7.7$ Hz, 2H), 2.43 (t, $J = 7.7$ Hz, 2H), 1.16 (br s, 6H);

25 MS (ESI) m/z 372 (M + H)⁺;

Anal. Calcd. for $C_{19}H_{25}N_5O_3$: C, 61.44; H, 6.78; N, 18.85. Found: C, 61.27; H, 6.64; N, 18.74.

Example 114

1-[4-Amino-7-[3-(1,1-dioxidothiomorpholin-4-yl)-3-oxopropyl]-2-(hydroxymethyl)-1*H*-imidazo[4,5-*c*]quinolin-1-yl]-2-methylpropan-2-ol



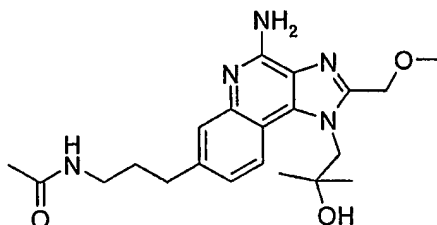
To a stirring solution of 1-[4-amino-7-[3-(1,1-dioxidothiomorpholin-4-yl)-3-oxopropyl]-2-(methoxymethyl)-1*H*-imidazo[4,5-*c*]quinolin-1-yl]-2-methylpropan-2-ol (655 mg, 1.34 mmol) in dichloromethane (125 mL), sealed with a septum and purged with nitrogen gas, was added a 1.0 M solution of boron tribromide in dichloromethane (6.6 mL) via syringe. The resulting mixture was stirred for 18 hours. Methanol (50 mL) was added and the solution was concentrated under reduced pressure. The resulting solid was dissolved in a 2.0 M solution of ammonia in methanol (75 mL) and then concentrated under reduced pressure to a solid. This step was repeated two more times with silica gel (1 tbsp) being added prior to the final concentration. The crude product absorbed on silica was purified by chromatography using a HORIZON HPFC system (silica cartridge, eluting with a CMA: chloroform gradient; 0-25% CMA over 1200 mL, followed by 25-40% CMA over 1300 mL). The recovered solid was washed with 1% aqueous sodium carbonate and filtered to provide 325 mg of 1-[4-amino-7-[3-(1,1-dioxidothiomorpholin-4-yl)-3-oxopropyl]-2-(hydroxymethyl)-1*H*-imidazo[4,5-*c*]quinolin-1-yl]-2-methylpropan-2-ol as an off white semi-solid.

^1H NMR (500 MHz, $\text{DMSO-}d_6$) δ 8.16 (d, $J = 8.5$ Hz, 1H), 7.45 (d, $J = 1.4$ Hz, 1H), 7.11 (dd, $J = 8.5, 1.6$ Hz, 1H), 6.46 (br s, 2H), 5.48 (br s, 1H), 4.97 (s, 1H), 4.87 (br s, 2H), 4.68 (br s, 2H), 3.91-3.82 (m, 4H), 3.13 (m, 2H), 3.07 (m, 2H), 2.93 (t, $J = 7.7$ Hz, 2H), 2.81 (t, $J = 7.7$ Hz, 2H), 1.17 (br s, 6H);
MS (ESI) m/z 476 ($M + H$) $^+$;

Anal. Calcd. for $C_{22}H_{29}N_5O_5S \cdot 0.5H_2O$: C, 54.23; H, 6.24; N, 14.45. Found: C, 54.17; H, 6.14; N, 14.68.

Example 115

5 *N*-{3-[4-Amino-1-(2-hydroxy-2-methylpropyl)-2-(methoxymethyl)-1*H*-imidazo[4,5-*c*]quinolin-7-yl]propyl}acetamide



A solution of 1-[4-amino-7-(3-aminopropyl)-2-(methoxymethyl)-1*H*-imidazo[4,5-*c*]quinolin-1-yl]-2-methylpropan-2-ol (1.25 g, 3.50 mmol) in triethylamine (2.4 mL, 17.5 mmol) was cooled to 0 °C in an ice water bath and acetic anhydride (393 mg, 3.85 mmol) was added. The solution was stirred for approximately 18 hours while warming to ambient temperature. The solution was concentrated under reduced pressure and the residue was partitioned between 1% aqueous sodium carbonate (125 mL) and chloroform (50 mL). Successive chloroform extractions were performed until no product was present in the aqueous layer. The combined organic fractions were concentrated under reduced pressure and dissolved in methanol (100 mL). To this solution was added solid potassium carbonate (3 tsp) and the reaction was heated to reflux temperature for 2 hours. After cooling to ambient temperature, the mixture was filtered, concentrated and partitioned between water (50 mL) and chloroform (50 mL). Crude product was extracted from the aqueous fraction through successive chloroform extractions until no product remained in the aqueous layer. The combined organic extracts were concentrated and purified by chromatography using a HORIZON HPFC system (silica cartridge, eluting with a CMA: chloroform gradient; 0-30% CMA over 1500 mL, followed by 30% CMA over 1000 mL) to provide 578 mg of *N*-{3-[4-amino-1-(2-hydroxy-2-methylpropyl)-2-(methoxymethyl)-1*H*-imidazo[4,5-*c*]quinolin-7-yl]propyl}acetamide as a white semi-solid.

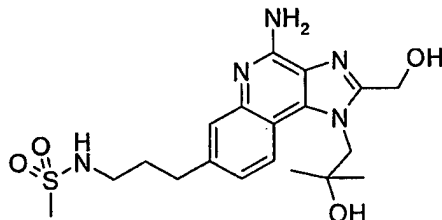
20 ¹H NMR (500 MHz, DMSO-*d*₆) δ 8.17 (d, *J* = 8.5 Hz, 1H), 7.86 (t, *J* = 5.1 Hz, 1H), 7.42 (d, *J* = 1.5 Hz, 1H), 7.07 (dd, *J* = 8.4, 1.6 Hz, 1H), 6.53 (br s, 2H), 5.08-4.57 (br s, 2H), 4.88 (s, 1H), 4.64 (br s, 2H), 3.30 (s, 3H), 3.08 (m, 2H), 2.68 (t, *J* = 7.6 Hz, 2H), 1.81 (s, 3H), 1.77 (m, 2H), 1.17 (br s, 6H);

MS (APCI) m/z 400 ($M + H$)⁺;

Anal. Calcd. for C₂₁H₂₉N₅O₃•0.5H₂O: C, 61.64; H, 7.41; N, 17.11. Found: C, 61.63; H, 7.13; N, 17.31.

Example 116

- 5 *N*-{3-[4-Amino-2-(hydroxymethyl)-1-(2-hydroxy-2-methylpropyl)-1*H*-imidazo[4,5-*c*]quinolin-7-yl]propyl}methanesulfonamide



- A solution of *N*-{3-[4-amino-1-(2-hydroxy-2-methylpropyl)-2-(methoxymethyl)-1*H*-imidazo[4,5-*c*]quinolin-7-yl]propyl}methanesulfonamide (630 mg, 1.45 mmol) in dichloromethane (125 mL) was sealed with a septum and purged with nitrogen gas. A 1.0 M solution of boron tribromide in dichloromethane (7.3 mL) was added via syringe. The resulting mixture was stirred for 18 hours. Methanol (50 mL) was added and the solution was concentrated under reduced pressure. The resulting solid was dissolved in a 2.0 M solution of ammonia in methanol (75 mL) and then concentrated under reduced pressure. This step was repeated two more times with silica gel (1 tbsp) being added prior to final concentration. The crude product absorbed on silica was purified by chromatography using a HORIZON HPFC system (silica cartridge, eluting with CMA: chloroform gradient; 0-25% CMA over 1200 mL, followed by 25-40% CMA over 1900 mL). The solid product was washed with water, filtered, and dried to provide 325 mg of *N*-{3-[4-amino-2-(hydroxymethyl)-1-(2-hydroxy-2-methylpropyl)-1*H*-imidazo[4,5-*c*]quinolin-7-yl]propyl}methanesulfonamide as a white solid, mp 202-205 °C.

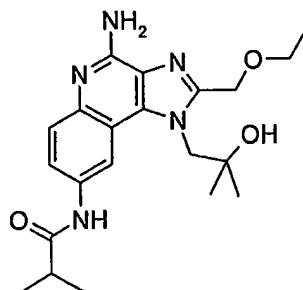
- ¹H NMR (500 MHz, DMSO-*d*₆) δ 8.18 (d, *J* = 8.5 Hz, 1H), 7.42 (d, *J* = 1.6 Hz, 1H), 7.09 (dd, *J* = 8.5, 1.7 Hz, 1H), 7.05 (t, *J* = 5.4 Hz, 1H), 6.57 (br s, 2H), 5.51 (br s, 1H), 4.97 (s, 1H), 4.87 (br s, 2H), 4.68 (br s, 2H), 3.00 (m, 2H), 2.89 (s, 3H), 2.72 (t, *J* = 7.2 Hz, 2H), 1.84 (m, 2H), 1.17 (br s, 6H);

MS (APCI) m/z 421 ($M + H$)⁺;

Anal. Calcd. for C₁₉H₂₇N₅O₄S: C, 54.14; H, 6.46; N, 16.61. Found: C, 54.10; H, 6.30; N, 16.66.

Example 117

N-[4-Amino-2-(ethoxymethyl)-1-(2-hydroxy-2-methylpropyl)-1*H*-imidazo[4,5-*c*]quinolin-8-yl]-2-methylpropanamide



5

Part A

Phosphorous oxychloride (5.45 mL, 58.5 mmol) was added to a slurry of 6-bromo-3-nitroquinolin-4-ol (15 g, 55.7 mmol) in *N,N*-dimethylformamide (100 mL). The reaction mixture was heated to 100 °C for 10 minutes and then cooled to ambient temperature. The solution was poured into ice water (400 mL) and stirred for 20 minutes. The resulting precipitate was filtered, washed with water, and dried. The recovered solid was transferred to a round bottomed flask and tetrahydrofuran (100 mL) was added. A solution of triethylamine (11.6 mL, 83.5 mmol) and 1-amino-2-methylpropan-2-ol (5.21 g, 58.5 mmol) in tetrahydrofuran (20 mL) was added dropwise. The reaction was stirred for 16 hours. The mixture was poured into water and stirred for 15 minutes. The resulting yellow solid was filtered and dried to provide 17.2 g of 1-[(6-bromo-3-nitroquinolin-4-yl)amino]-2-methylpropan-2-ol as a yellow solid.

10

15

Part B

1-[(6-Bromo-3-nitroquinolin-4-yl)amino]-2-methylpropan-2-ol (17.2 g, 50.5 mmol), toluene (150 mL) and isopropanol (20 mL) were added to a Parr flask containing 5% platinum on carbon (1.7 g) wetted with toluene. The flask was evacuated three times, charged with hydrogen to 30 psi, and shaken for 72 hours. The reaction mixture was filtered through a pad of CELITE filter agent. The CELITE was washed with several portions of dichloromethane followed by methanol. The filtrate was concentrated to provide crude 1-[(3-amino-6-bromoquinolin-4-yl)amino]-2-methylpropan-2-ol as a brown oil.

20

25

Part C

Ethoxyacetyl chloride (6.2 g, 50.5 mmol) was added dropwise to a solution of crude 1-[(3-amino-6-bromoquinolin-4-yl)amino]-2-methylpropan-2-ol, dichloromethane (500 mL), and triethylamine (7 mL, 50.5 mmol). After stirring for 16 hours, water was added and the mixture was stirred for an additional 2 hours. The fractions were separated. The organic fraction was washed with water, concentrated under reduced pressure and redissolved in ethanol (500 mL). Water (150 mL) and potassium carbonate (10.5 g) were added and the mixture was heated at reflux temperature for 3 hours. The ethanol was removed under reduced pressure. The remaining aqueous fraction was extracted with ethyl acetate (2 x 500 mL). The organic fractions were combined, washed with water followed by saturated aqueous sodium chloride, dried over anhydrous sodium sulfate, filtered, and concentrated under reduced pressure. Recrystallization from acetonitrile provided 10.4 g of 1-[8-bromo-2-(ethoxymethyl)-1*H*-imidazo[4,5-*c*]quinolin-1-yl]-2-methylpropan-2-ol as a tan powder.

15 Part D

1-[8-Bromo-2-(ethoxymethyl)-1*H*-imidazo[4,5-*c*]quinolin-1-yl]-2-methylpropan-2-ol (0.550 g, 1.45 mmol), isobutyramide (0.150 g, 1.74 mmol), copper(I) iodide (0.055 g, 0.290 mmol), potassium phosphate (0.647 g, 3.05 mmol), and 1,4-dioxane (1.5 mL) were added to a scintillation vial. 1,2-(±)-*trans*-Diaminocyclohexane (0.035 mL, 0.290 mmol) was added. The vial was flushed with nitrogen, sealed with a Teflon-lined cap and heated at 110 °C for 72 hours. The vial was cooled to ambient temperature and the reaction was diluted with dichloromethane and methanol. Purification by chromatography with a HORIZON HPFC system (silica cartridge, eluting with a linear gradient of 1-15% CMA in chloroform) provided 0.38 g of *N*-[2-(ethoxymethyl)-1-(2-hydroxy-2-methylpropyl)-1*H*-imidazo[4,5-*c*]quinolin-8-yl]-2-methylpropanamide as a dark semi-solid.

25 Part E

3-Chloroperoxybenzoic acid (60% pure, 0.283 g, 1.0 mmol) was added to a solution of *N*-[2-(ethoxymethyl)-1-(2-hydroxy-2-methylpropyl)-1*H*-imidazo[4,5-*c*]quinolin-8-yl]-2-methylpropanamide (0.380 g, 1.0 mmol) in chloroform (10 mL) and the reaction was stirred for 1 hour. The mixture was cooled in an ice bath and ammonium hydroxide (3 mL) was added. After 15 minutes of stirring, *p*-toluenesulfonyl chloride (0.190 g, 1.0 mmol) was added and the reaction mixture was stirred for 72 hours. The

fractions were separated and the aqueous fraction was extracted with chloroform. The combined organic fractions were washed with brine and purified by chromatography using a HORIZON HPFC system (silica cartridge, eluting with a linear gradient of 2-20% CMA in chloroform). Recrystallization from acetonitrile provided 0.231 g of *N*-[4-amino-2-(ethoxymethyl)-1-(2-hydroxy-2-methylpropyl)-1*H*-imidazo[4,5-*c*]quinolin-8-yl]-2-methylpropanamide as an off-white solid, mp 259-261 °C.

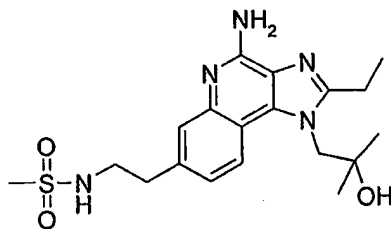
¹H NMR (300 MHz, DMSO-*d*₆) δ 9.88 (s, 1H), 8.86 (d, *J* = 1.7 Hz, 1H), 7.53-7.42 (m, 2H), 6.41 (s, 2H), 5.15-4.73 (m, 2H), 4.90 (s, 1H), 4.63 (s, 2H), 3.51 (q, *J* = 7.0 Hz, 2H), 2.68-2.59 (m, 1H), 1.22 (br s, 6H), 1.14 (d, *J* = 6.9 Hz, 6H), 1.13 (t, *J* = 7.0 Hz, 3H);

MS (ESI) *m/z* 400.17 (M + H)⁺;

Anal. Calcd. for C₂₁H₂₉N₅O₃: C, 63.14; H, 7.32; N, 17.53. Found: C, 62.78; H, 7.20; N, 17.48.

Example 118

N-{2-[4-Amino-2-ethyl-1-(2-hydroxy-2-methylpropyl)-1*H*-imidazo[4,5-*c*]quinolin-7-yl]ethyl}methanesulfonamide



Part A

A thick walled glass tube, equipped with a stir bar, was charged with palladium (II) acetate (64 mg, 0.29 mmol), acetonitrile (50 mL), *N*-vinylphthalimide (1.19 g, 6.89 mmol), triethylamine (2.4 mL, 17 mmol), tri-*o*-tolylphosphine (260 mg, 0.86 mmol) and 1-(7-bromo-2-ethyl-1*H*-imidazo[4,5-*c*]quinolin-1-yl)-2-methylpropan-2-ol (2.00 g, 5.74 mmol). The reaction mixture was purged with nitrogen and the tube was sealed and heated at 120 °C in an oil bath for 16 hours. The reaction was cooled to ambient temperature and silica gel (20 g) was added followed by concentration under reduced pressure. The sample absorbed on silica was purified by chromatography using a HORIZON HPFC system (silica cartridge, eluting with a 0-7% gradient of methanol in dichloromethane). The recovered solid was washed with 1% aqueous sodium carbonate to provide 1.95 g of 2-{2-

[2-ethyl-1-(2-hydroxy-2-methylpropyl)-1*H*-imidazo[4,5-*c*]quinolin-7-yl]ethenyl}-1*H*-isoindole-1,3(2*H*)-dione as a bright yellow solid. MS (APCI) *m/z* 441 (M + H)⁺.

Part B

A glass Parr vessel was charged with 10% palladium on carbon (0.4 g), methanol
5 (75 mL) and 2-{2-[2-ethyl-1-(2-hydroxy-2-methylpropyl)-1*H*-imidazo[4,5-*c*]quinolin-7-yl]ethenyl}-1*H*-isoindole-1,3(2*H*)-dione (1.9 g, 4.3 mmol). The vessel was evacuated and charged with hydrogen gas (40 psi, 2.8 x 10⁵ Pa). The reaction was shaken at 50 °C for approximately 18 hours and then cooled to ambient temperature. The reaction mixture was filtered followed by concentration under reduced pressure to provide 1.9 g of 2-{2-[2-ethyl-1-(2-hydroxy-2-methylpropyl)-1*H*-imidazo[4,5-*c*]quinolin-7-yl]ethyl}-1*H*-isoindole-1,3(2*H*)-dione as a bright yellow solid. MS (APCI) *m/z* 443 (M + H)⁺.

Part C

2-{2-[2-ethyl-1-(2-hydroxy-2-methylpropyl)-1*H*-imidazo[4,5-*c*]quinolin-7-yl]ethyl}-1*H*-isoindole-1,3(2*H*)-dione (1.90 g, 4.29 mmol) in dichloromethane (75 mL)
15 was combined with 3-chloroperoxybenzoic acid (60% pure, 1.24 g, 4.72 mmol) and the reaction was stirred for 18 hours. Concentrated ammonium hydroxide (40 mL) was added and the mixture was vigorously stirred for an additional 10 minutes. *p*-Toluenesulfonyl chloride (900 mg, 4.72 mmol) was added and the mixture was stirred for an additional 1 hour. The fractions were separated and the aqueous fraction was extracted with chloroform
20 (3x 50 mL). The combined organic fractions were sequentially dried (MgSO₄), filtered, and concentrated under reduced pressure. Purification by chromatography using a HORIZON HPFC system (silica cartridge, eluting with 0-8% gradient of methanol in dichloromethane) provided 1.05 g of 2-{2-[4-amino-2-ethyl-1-(2-hydroxy-2-methylpropyl)-1*H*-imidazo[4,5-*c*]quinolin-7-yl]ethyl}-1*H*-isoindole-1,3(2*H*)-dione as an
25 off-white foam. MS (APCI) *m/z* 458 (M + H)⁺.

Part D:

2-{2-[4-amino-2-ethyl-1-(2-hydroxy-2-methylpropyl)-1*H*-imidazo[4,5-*c*]quinolin-7-yl]ethyl}-1*H*-isoindole-1,3(2*H*)-dione (1.05 g, 2.29 mmol) was dissolved in 2:1 ethanol:
30 tetrahydrofuran (100 mL), combined with hydrazine hydrate (150 mg, 2.98 mmol) and heated to reflux temperature for three hours. Additional hydrazine hydrate (0.25 mL) was added and solution was refluxed for an additional 18 hours. The reaction mixture was cooled to ambient temperature and filtered. The crude solid was combined with

triethylamine (2.1 mL, 15.3 mmol) in dichloromethane (75 mL) and the solution was cooled to 0 °C in an ice/water bath. Methanesulfonic anhydride (585 mg, 3.35 mmol) was added and solution was stirred for approximately 18 hours while warming to ambient temperature. The solution was concentrated under reduced pressure and the residue was slurried in 1% aqueous sodium carbonate (125 mL). The aqueous mixture was extracted with chloroform (50 mL) until no product was present in the aqueous fraction. The combined organic fractions were sequentially dried (MgSO₄), filtered, concentrated under reduced pressure, and purified by chromatography using a HORIZON HPFC system (silica cartridge, eluting with a CMA: chloroform gradient; 0-25% CMA over 1200 mL, followed by 25-30% CMA over 1100 mL). A final recrystallization for acetonitrile provided 328 mg of *N*-{2-[4-amino-2-ethyl-1-(2-hydroxy-2-methylpropyl)-1*H*-imidazo[4,5-*c*]quinolin-7-yl]ethyl}methanesulfonamide as an off-white solid, mp 149-152 °C.

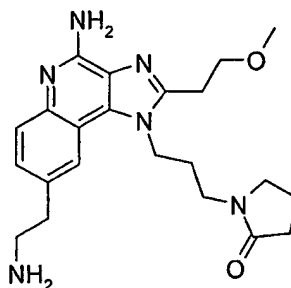
¹H NMR (500 MHz, DMSO-*d*₆) δ 8.18 (d, *J* = 8.5 Hz, 1H), 7.45 (d, *J* = 1.6 Hz, 1H), 7.10 (m, 1H), 7.09 (dd, *J* = 8.5, 1.7 Hz, 1H), 6.37 (br s, 2H), 4.77 (s, 1H), 4.52 (br s, 2H), 3.26 (m, 2H), 3.04 (q, *J* = 7.4 Hz, 2H), 2.87 (t, *J* = 7.4 Hz, 2H), 2.82 (s, 3H), 1.34 (t, *J* = 7.5 Hz, 3H), 1.16 (br s, 6H);

MS (APCI) *m/z* 406 (M + H)⁺;

Anal. Calcd. for C₁₉H₂₇N₅O₃S: C, 56.28; H, 6.71; N, 17.27. Found: C, 56.00; H, 6.87; N, 17.44.

Example 119

1-{3-[4-Amino-8-(2-aminoethyl)-2-(2-methoxyethyl)-1*H*-imidazo[4,5-*c*]quinolin-1-yl]propyl}pyrrolidin-2-one



25 Part A

A thick walled glass tube, equipped with a stir bar, was charged with palladium (II) acetate (17 mg, 0.08 mmol), acetonitrile (50 mL), *N*-vinylphthalimide (716 mg, 4.13

mmol), triethylamine (1.6 mL, 11 mmol), tri-*o*-tolylphosphine (69 mg, 0.22 mmol) and 1-{3-[8-bromo-2-(2-methoxyethyl)-1*H*-imidazo[4,5-*c*]quinolin-1-yl]propyl}pyrrolidin-2-one (1.62 g, 3.76 mmol). The reaction mixture was purged with nitrogen and the tube was sealed and heated at 120 °C in an oil bath for 15 hours. The reaction was cooled to ambient
5 temperature and methanol (50 mL) and chloroform (50 ml) were added. After filtering through a 0.2 micron PTFE membrane, the solution was concentrated under reduced pressure and then purified by chromatography using a HORIZON HPFC system (silica cartridge, eluting with a 0-8% gradient of methanol in dichloromethane) to provide 2.0 g of 2-(2-{2-(2-methoxyethyl)-1-[3-(2-oxopyrrolidin-1-yl)propyl]-1*H*-imidazo[4,5-
10 *c*]quinolin-8-yl}ethenyl)-1*H*-isoindole-1,3(2*H*)-dione as a bright yellow solid.
MS (APCI) *m/z* 524 (M + H)⁺.

Part B

A glass Parr vessel was charged with 10% palladium on carbon (0.2 g), methanol (75 mL) and 2-(2-{2-(2-methoxyethyl)-1-[3-(2-oxopyrrolidin-1-yl)propyl]-1*H*-
15 imidazo[4,5-*c*]quinolin-8-yl}ethenyl)-1*H*-isoindole-1,3(2*H*)-dione (2.0 g, 3.8 mmol). The vessel was evacuated and charged with hydrogen gas (40 psi, 2.8 x 10⁵ Pa). The reaction was shaken at 50 °C for approximately 18 hours. After cooling to ambient temperature, the reaction mixture was filtered followed by concentration under reduced pressure to provide 2.1 g of 2-(2-{2-(2-methoxyethyl)-1-[3-(2-oxo-pyrrolidin-1-yl)propyl]-1*H*-imidazo[4,5-
20 *c*]quinolin-8-yl}ethyl)-1*H*-isoindole-1,3(2*H*)-dione as a pale yellow solid. MS (ESI) *m/z* 526 (M + H)⁺.

Part C

2-(2-{2-(2-Methoxyethyl)-1-[3-(2-oxo-pyrrolidin-1-yl)propyl]-1*H*-imidazo[4,5-
25 *c*]quinolin-8-yl}ethyl)-1*H*-isoindole-1,3(2*H*)-dione (2.1 g, 3.8 mmol) in dichloromethane (75 mL) was combined with 3-chloroperoxybenzoic acid (60% pure, 2.0 g, 7.5 mmol) and the reaction was stirred for 18 hours. Concentrated ammonium hydroxide (40 mL) was added and the mixture was vigorously stirred for an additional 10 minutes. *p*-Toluenesulfonyl chloride (791 mg, 4.12 mmol) was added and the mixture was stirred for an additional 1 hour. The fractions were separated and aqueous fraction was extracted with
30 chloroform (10x 35 mL). The combined organic fractions were sequentially dried (MgSO₄), filtered, and concentrated to provide 2.2 g of 2-(2-{4-amino-2-(2-

methoxyethyl)-1-[3-(2-oxopyrrolidin-1-yl) propyl]-1*H*-imidazo[4,5-*c*]quinolin-8-yl}ethyl)-1*H*-isoindole-1,3(2*H*)dione as an off-white foam. MS (APCI) *m/z* 541 (M + H)⁺.

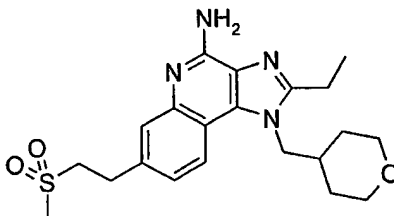
Part D

2-(2-{4-Amino-2-(2-methoxyethyl)-1-[3-(2-oxopyrrolidin-1-yl) propyl]-1*H*-imidazo[4,5-*c*]quinolin-8-yl}ethyl)-1*H*-isoindole-1,3(2*H*)dione (2.2 g, 4.1 mmol) was dissolved in 2:1 ethanol: tetrahydrofuran (40 mL), combined with hydrazine hydrate (410 mg, 8.2 mmol) and heated at reflux temperature for three hours. Additional hydrazine hydrate (0.25 mL) was added and the solution was refluxed for an additional 1.5 hours. The reaction was cooled to ambient temperature, filtered and the filtrate concentrated under reduce pressure. Purification by chromatography using a HORIZON HPFC system (silica cartridge, eluting with a 0-40% CMA: chloroform gradient over 3.8 L) provided 650 mg of 1-{3-[4-amino-8-(2-aminoethyl)-2-(2-methoxyethyl)-1*H*-imidazo[4,5-*c*]quinolin-1-yl] propyl}pyrrolidin-2-one as an off-white solid. MS (ESI) *m/z* 411 (M + H)⁺.

15

Example 120

2-Ethyl-7-[2-(methylsulfonyl)ethyl]-1-(tetrahydro-2*H*-pyran-4-ylmethyl)-1*H*-imidazo[4,5-*c*]quinolin-4-amine



Part A

A thick walled glass tube, equipped with a stir bar, was charged with palladium (II) acetate (7 mg, 0.03 mmol), acetonitrile (15 mL), *N,N*-dimethylformamide (15 mL), methyl vinyl sulfone (150 mg, 1.41 mmol), triethylamine (0.53 mL, 3.8 mmol), tri-*o*-tolylphosphine (23 mg, 0.08 mmol) and 7-bromo-2-ethyl-1-(tetrahydro-2*H*-pyran-4-ylmethyl)-1*H*-imidazo[4,5-*c*]quinolin-4-amine (500 g, 1.28 mmol). The reaction mixture was purged with nitrogen and the tube was sealed and heated at 120 °C in an oil bath for 16 hours. The reaction mixture was cooled to ambient temperature and then concentrated under reduced pressure. The resulting solid was partitioned between chloroform (100 mL) and 1% aqueous sodium carbonate (100 mL). The fractions were separated and the

25

aqueous fraction was extracted with chloroform (2x 50 mL). The combined organic fractions were sequentially dried (MgSO₄), filtered, and purified by chromatography using a HORIZON HPFC system (silica cartridge, eluting with a CMA: chloroform gradient, 0-15% CMA over 1200 mL followed by 15-20% CMA over 1100 mL). Recrystallization from methanol provided 315 mg of 2-ethyl-7-[2-(methylsulfonyl)ethenyl]-1-(tetrahydro-2H-pyran-4-ylmethyl)-1H-imidazo[4,5-c]quinolin-4-amine as a pale yellow solid.

¹H NMR (500 MHz, DMSO-*d*₆) δ 8.08 (d, *J* = 8.6 Hz, 1H), 7.89 (d, *J* = 1.8 Hz, 1H), 7.62-7.53 (m, 3H), 6.65 (br s, 2H), 4.46 (d, *J* = 7.1 Hz, 2H), 3.82 (m, 2H), 3.15-3.12 (m, 2H), 3.12 (m, 3H), 2.96 (q, *J* = 7.4 Hz, 2H), 2.07 (m, 1H), 1.51-1.40 (m, 4H), 1.38 (t, *J* = 7.4 Hz, 3H);

MS (ESI) *m/z* 415 (M + H)⁺.

Part B

A glass Parr vessel was charged with 10% palladium on carbon (0.2 g), methanol (25 mL), ethanol (25 mL) and 2-ethyl-7-[2-(methylsulfonyl)ethenyl]-1-(tetrahydro-2H-pyran-4-ylmethyl)-1H-imidazo[4,5-c]quinolin-4-amine (315 mg, 0.76 mmol). The vessel was evacuated and charged with hydrogen gas (40 psi, 2.8 x 10⁵ Pa). The reaction was shaken at 50 °C for approximately 18 hours and then cooled to ambient temperature. The reaction mixture was sequentially filtered, concentrated under reduced pressure, and purified by chromatography using a HORIZON HPFC system (silica cartridge, eluting with CMA: chloroform gradient, 0-10% CMA over 1000 mL followed by 10-25% CMA over 1000 mL). A final recrystallization from acetonitrile provided 125 mg of 2-ethyl-7-[2-(methylsulfonyl)ethyl]-1-(tetrahydro-2H-pyran-4-ylmethyl)-1H-imidazo[4,5-c]quinolin-4-amine as a white crystalline solid, mp 246.5-249.0 °C.

¹H NMR (500 MHz, DMSO-*d*₆) δ 7.97 (d, *J* = 8.5 Hz, 1H), 7.52 (d, *J* = 1.7 Hz, 1H), 7.21 (dd, *J* = 8.4, 1.8 Hz, 1H), 6.48 (br s, 2H), 4.42 (d, *J* = 7.0 Hz, 2H), 3.83-3.80 (m, 2H), 3.53-3.50 (m, 2H), 3.17-3.11 (m, 4H), 3.02 (s, 3H), 2.94 (q, *J* = 7.4 Hz, 2H), 2.07 (m, 1H), 1.51-1.40 (m, 4H), 1.37 (t, *J* = 7.4 Hz, 3H);

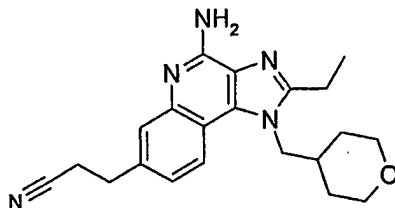
¹³C NMR (125 MHz, DMSO-*d*₆) δ 154.2, 151.7, 144.9, 136.1, 132.3, 126.2, 125.6, 121.7, 120.2, 113.3, 66.4, 54.3, 49.6, 40.1, 35.6, 29.5, 27.6, 20.0, 11.9;

MS (ESI) *m/z* 417 (M + H)⁺;

Anal. Calcd. for C₂₁H₂₈N₄O₃S: C, 60.55; H, 6.78; N, 13.45. Found: C, 60.63; H, 6.70; N, 13.76.

Example 121

3-[4-Amino-2-ethyl-1-(tetrahydro-2H-pyran-4-ylmethyl)-1H-imidazo[4,5-c]quinolin-7-yl]propanenitrile



5 Part A

A thick walled glass tube, equipped with a stir bar, was charged with palladium (II) acetate (225 mg, 1.00 mmol), acetonitrile (15 mL), *N,N*-dimethylformamide (15 mL), acrylonitrile (1.20 g, 22.6 mmol), triethylamine (8.6 mL, 62 mmol), tri-*o*-tolylphosphine (935 mg, 3.10 mmol) and 7-bromo-2-ethyl-1-(tetrahydro-2H-pyran-4-ylmethyl)-1H-imidazo[4,5-*c*]quinolin-4-amine (8.00 g, 20.5 mmol). The reaction mixture was purged with nitrogen and the tube was sealed and heated at 120 °C for approximately 18 hours. The reaction was cooled to ambient temperature and methanol (100 mL) was added. The reaction was filtered and the filtrate concentrated under reduced pressure. The resulting solid was washed with 1% aqueous sodium carbonate (100 mL) followed by washing with water (2x 100 mL). Purification by chromatography using a HORIZON HPFC system (silica cartridge, eluting with a CMA: chloroform gradient, 0-15% CMA over 1500 mL followed by 15-25% CMA over 2.4 L) provided 5.2 g of a mixture of *cis* and *trans* isomers of 3-[4-amino-2-ethyl-1-(tetrahydro-2H-pyran-4-ylmethyl)-1H-imidazo[4,5-*c*]quinolin-7-yl]prop-2-enenitrile as a yellow solid. MS (APCI) *m/z* 362 (*M* + *H*)⁺.

20 Part B

A glass Parr vessel was charged with 10% palladium on carbon (0.05 g), methanol (20 mL), and 3-[4-amino-2-ethyl-1-(tetrahydro-2H-pyran-4-ylmethyl)-1H-imidazo[4,5-*c*]quinolin-7-yl]prop-2-enenitrile (100 mg, 0.27 mmol). The vessel was evacuated and charged with hydrogen gas (40 psi, 2.8 x 10⁵ Pa). The reaction was shaken at 50 °C for approximately 18 hours and then cooled to ambient temperature. The reaction mixture was sequentially filtered, concentrated under reduced pressure, and purified by chromatography using a HORIZON HPFC system (silica cartridge, eluting with a CMA: chloroform gradient, 0-30% CMA). A final recrystallization from acetonitrile provided 71

mg of 3-[4-amino-2-ethyl-1-(tetrahydro-2H-pyran-4-ylmethyl)-1H-imidazo[4,5-c]quinolin-7-yl]propanenitrile as a white solid, mp 273-275 °C.

¹H NMR (500 MHz, DMSO-*d*₆) δ 7.97 (d, *J* = 8.4 Hz, 1H), 7.53 (d, *J* = 1.7 Hz, 1H), 7.20 (dd, *J* = 8.4, 1.8 Hz, 1H), 6.45 (br s, 2H), 4.42 (d, *J* = 7.2 Hz, 2H), 3.82 (m, 2H), 3.15 (m, 2H), 3.00-2.88 (m, 6H), 2.08 (m, 1H), 1.51-1.40 (m, 4H), 1.37 (t, *J* = 7.4 Hz, 3H);

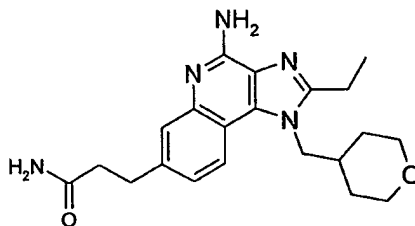
¹³C NMR (125 MHz, DMSO-*d*₆) δ 154.2, 151.7, 144.8, 136.6, 132.3, 126.2, 125.5, 121.6, 120.3, 120.1, 113.4, 66.4, 49.6, 35.6, 30.4, 29.5, 20.0, 17.9, 11.9;

MS (ESI) *m/z* 364 (M + H)⁺;

Anal. Calcd. for C₂₁H₂₅N₅O: C, 69.40; H, 6.93; N, 19.27. Found: C, 69.16; H, 6.87; N, 19.25.

Example 122

3-[4-Amino-2-ethyl-1-(tetrahydro-2H-pyran-4-ylmethyl)-1H-imidazo[4,5-c]quinolin-7-yl]propanamide



3-[4-Amino-2-ethyl-1-(tetrahydro-2H-pyran-4-ylmethyl)-1H-imidazo[4,5-c]quinolin-7-yl]propanenitrile (590 mg, 1.6 mmol), 10% aqueous sodium hydroxide (132 mg, 0.33 mmol), and 30% aqueous hydrogen peroxide (516 mg, 4.55 mmol) were combined in methanol (75 mL) and the reaction was heated at 50 °C for 18 hours. The mixture was concentrated under reduced pressure and then partitioned between chloroform (75 mL) and water (75 mL). The fractions were separated and the aqueous fraction was extracted with chloroform (3x25 mL). The combined organic fractions were sequentially dried (MgSO₄), filtered, concentrated to dryness and purified by chromatography using a HORIZON HPFC system (silica cartridge, eluting with 2 L of 10% methanol in dichloromethane). A final recrystallization from acetonitrile provided 35 mg of 3-[4-amino-2-ethyl-1-(tetrahydro-2H-pyran-4-ylmethyl)-1H-imidazo[4,5-c]quinolin-7-yl]propanamide as an off-white solid, mp 197-199 °C.

¹H NMR (500 MHz, DMSO-*d*₆) δ 7.92 (d, *J* = 8.4 Hz, 1H), 7.44 (d, *J* = 1.4 Hz, 1H), 7.32 (s, 1H), 7.13 (dd, *J* = 8.4, 1.7 Hz, 1H), 6.77 (s, 1H), 6.39 (br s, 2H), 4.40 (d, *J* = 7.0 Hz,

2H), 3.82 (m, 2H), 3.15 (m, 2H), 2.95-2.90 (m, 4H), 2.44 (t, $J = 7.6$ Hz, 2H), 2.08 (m, 1H), 1.51-1.40 (m, 4H), 1.37 (t, $J = 7.4$ Hz, 3H);

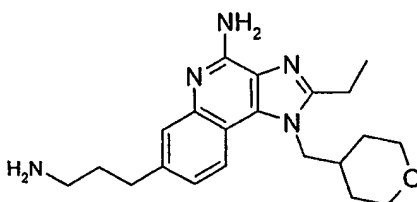
^{13}C NMR (125 MHz, DMSO- d_6) δ 173.3, 154.1, 151.5, 144.8, 139.4, 132.5, 125.9, 125.0, 121.9, 119.8, 112.8, 66.4, 49.6, 36.3, 35.6, 30.6, 29.5, 20.0, 11.9;

5 MS (ESI) m/z 382 (M + H) $^+$;

Anal. Calcd. for $\text{C}_{21}\text{H}_{27}\text{N}_5\text{O}_2 \cdot 0.30\text{H}_2\text{O}$: C, 65.20; H, 7.19; N, 18.10. Found: C, 65.19; H, 7.14; N, 18.24.

Example 123

10 7-(3-Aminopropyl)-2-ethyl-1-(tetrahydro-2H-pyran-4-ylmethyl)-1H-imidazo[4,5-
c]quinolin-4-amine



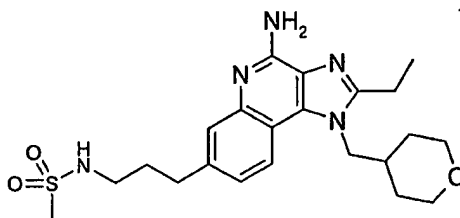
A glass Parr vessel was charged with 10% palladium on carbon (1 g), methanol (50 mL), 3-[4-amino-2-ethyl-1-(tetrahydro-2H-pyran-4-ylmethyl)-1H-imidazo[4,5-c]quinolin-7-yl]prop-2-enenitrile (4.0 g, 11.1 mmol) and trifluoroacetic acid (6.3 g, 55 mmol). The vessel was evacuated, charged with hydrogen gas (40 psi, 2.8×10^5 Pa) and shaken for approximately 18 hours. The mixture was filtered and concentrated under reduced pressure to a yellow oil. The oil was dissolved in 10% aqueous hydrochloric acid and stirred for 18 hours. Chloroform (100 mL) was added followed by slow addition of potassium carbonate until the pH equaled 11. The fractions were separated and the aqueous fraction was extracted with chloroform (4x 50 mL). The combined organic fractions were sequentially dried (MgSO_4), filtered, and concentrated under reduced pressure. Recrystallization from acetonitrile provided 3.55 g of the desired product as a white solid. A small amount of this material was further purified by chromatography using a HORIZON HPFC system (silica cartridge, eluting with a CMA: chloroform gradient, 0-30% CMA over 1000 mL followed by 30% CMA over 1000 mL). A final recrystallization from acetonitrile provided 7-(3-aminopropyl)-2-ethyl-1-(tetrahydro-2H-pyran-4-ylmethyl)-1H-imidazo[4,5-c]quinolin-4-amine as a white solid, mp 217-220 °C.

^1H NMR (500 MHz, DMSO- d_6) δ 7.92 (d, $J = 8.4$ Hz, 1H), 7.42 (d, $J = 1.5$ Hz, 1H), 7.12 (dd, $J = 8.4, 1.7$ Hz, 1H), 6.38 (br s, 2H), 4.40 (d, $J = 7.0$ Hz, 2H), 3.82 (m, 2H), 3.16 (m,

2H), 2.93 (q, $J = 7.4$ Hz, 2H), 2.70 (t, $J = 7.6$ Hz, 2H), 2.59 (t, $J = 6.8$ Hz, 2H), 2.09 (m, 1H), 1.71 (m, 2H), 1.51-1.36 (m, 6H), 1.37 (t, $J = 7.4$ Hz, 3H);
 ^{13}C NMR (125 MHz, $\text{DMSO-}d_6$) δ 154.0, 151.5, 144.9, 140.2, 132.5, 125.9, 125.2, 122.0, 119.8, 112.7, 66.4, 49.6, 41.2, 35.6, 34.9, 32.4, 29.5, 20.0, 11.9;
 5 MS (ESI) m/z 368 ($\text{M} + \text{H}$)⁺;
 Anal. Calcd. for $\text{C}_{21}\text{H}_{29}\text{N}_5\text{O} \cdot 0.25\text{H}_2\text{O}$: C, 67.81; H, 7.99; N, 18.83. Found: C, 68.00; H, 8.03; N, 18.75.

Example 124

10 *N*-{3-[4-Amino-2-ethyl-1-(tetrahydro-2*H*-pyran-4-ylmethyl)-1*H*-imidazo[4,5-*c*]quinolin-7-yl]propyl}methanesulfonamide



15 7-(3-Aminopropyl)-2-ethyl-1-(tetrahydro-2*H*-pyran-4-ylmethyl)-1*H*-imidazo[4,5-*c*]quinolin-4-amine (500 mg, 1.4 mmol), triethylamine (410 mg, 4.1 mmol), and methanesulfonic anhydride (260 mg, 1.5 mmol) were combined in dichloromethane (50 mL) at 0 °C and the reaction was stirred for approximately 18 hours. Aqueous sodium carbonate (1%, 50 mL) was added and the reaction mixture was stirred for one additional hour. The fractions were separated and the aqueous fraction was extracted with chloroform (3x 20 mL). The combined organic fractions were sequentially dried (MgSO_4), filtered and purified by chromatography using a HORIZON HPFC system (silica cartridge, eluting
 20 with a CMA: chloroform gradient, 0-20% CMA over 1500 mL followed by 20% CMA over 500 mL). A final recrystallization from acetonitrile provided 165 mg of *N*-{3-[4-amino-2-ethyl-1-(tetrahydro-2*H*-pyran-4-ylmethyl)-1*H*-imidazo[4,5-*c*]quinolin-7-yl]propyl}methanesulfonamide as a white solid, mp 168-170 °C.

25 ^1H NMR (500 MHz, $\text{DMSO-}d_6$) δ 7.93 (d, $J = 8.4$ Hz, 1H), 7.44 (d, $J = 1.6$ Hz, 1H), 7.14 (dd, $J = 8.4, 1.7$ Hz, 1H), 7.05 (t, $J = 5.5$ Hz, 1H), 6.40 (br s, 2H), 4.40 (d, $J = 7.0$ Hz, 2H), 3.82 (m, 2H), 3.16 (m, 2H), 3.00 (m, 2H), 2.93 (q, $J = 7.4$ Hz, 2H), 2.89 (s, 3H), 2.73 (t, $J = 7.6$ Hz, 2H), 2.09 (m, 1H), 1.85 (m, 2H), 1.51-1.40 (m, 4H), 1.37 (t, $J = 7.4$ Hz, 3H);

^{13}C NMR (125 MHz, DMSO- d_6) δ 154.0, 151.6, 144.9, 139.4, 132.4, 126.0, 125.3, 121.9, 119.9, 112.8, 66.4, 49.6, 42.0, 39.1, 35.6, 32.1, 31.0, 29.5, 20.0, 11.9;

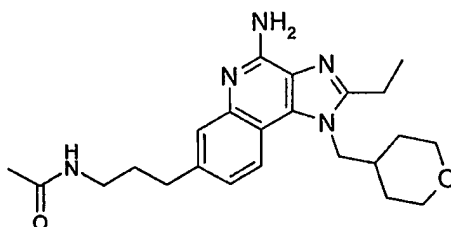
MS (ESI) m/z 446 ($\text{M} + \text{H}$) $^+$;

Anal. Calcd. for $\text{C}_{22}\text{H}_{31}\text{N}_5\text{O}_3\text{S}$: C, 59.30; H, 7.01; N, 15.72. Found: C, 59.22; H, 7.29; N, 15.68.

5

Example 125

N-{3-[4-amino-2-ethyl-1-(tetrahydro-2*H*-pyran-4-ylmethyl)-1*H*-imidazo[4,5-*c*]quinolin-7-yl]propyl}acetamide



10 7-(3-Aminopropyl)-2-ethyl-1-(tetrahydro-2*H*-pyran-4-ylmethyl)-1*H*-imidazo[4,5-*c*]quinolin-4-amine (500 mg, 1.4 mmol), triethylamine (410 mg, 4.1 mmol), and acetic anhydride (153 mg, 1.5 mmol) were combined in dichloromethane (50 mL) at 0 °C and the reaction was stirred for approximately 18 hours. Aqueous sodium carbonate (1%, 50 mL) was added and the reaction mixture was stirred for one additional hour. The fractions were separated and the aqueous fraction was extracted with chloroform (3x 20 mL). The combined organic fractions were sequentially dried (MgSO_4), filtered and purified by chromatography using a HORIZON HPFC system (silica cartridge, eluting with a CMA: chloroform gradient, 0-15% CMA over 2000 mL followed by 15-20% CMA over 500 mL). The desired product was further purified by chromatography using a HORIZON HPFC system (silica cartridge, eluting with a 0-8% gradient of methanol in dichloromethane). A final recrystallization from acetonitrile provided 142 mg of *N*-{3-[4-amino-2-ethyl-1-(tetrahydro-2*H*-pyran-4-ylmethyl)-1*H*-imidazo[4,5-*c*]quinolin-7-yl]propyl}acetamide as a white solid, mp 209-211 °C.

25 ^1H NMR (500 MHz, DMSO- d_6) δ 7.92 (d, $J = 8.4$ Hz, 1H), 7.87 (t, $J = 5.1$ Hz, 1H), 7.44 (d, $J = 1.5$ Hz, 1H), 7.13 (dd, $J = 8.4, 1.7$ Hz, 1H), 6.39 (br s, 2H), 4.40 (d, $J = 7.0$ Hz, 2H), 3.82 (m, 2H), 3.16 (m, 2H), 3.09 (m, 2H), 2.93 (q, $J = 7.4$ Hz, 2H), 2.69 (t, $J = 7.6$ Hz, 2H), 2.09 (m, 1H), 1.81 (s, 3H), 1.77 (m, 2H), 1.51-1.40 (m, 4H), 1.37 (t, $J = 7.4$ Hz, 3H);

^{13}C NMR (125 MHz, DMSO- d_6) δ 168.8, 154.0, 151.5, 144.9, 139.6, 132.4, 125.9, 125.3, 121.9, 119.8, 112.8, 66.4, 49.6, 38.1, 35.6, 32.4, 30.6, 29.5, 22.5, 20.0, 11.9;

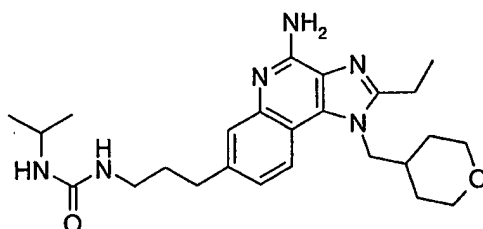
MS (ESI) m/z 410 ($\text{M} + \text{H}$) $^+$;

Anal. Calcd. for $\text{C}_{23}\text{H}_{31}\text{N}_5\text{O}_2$: C, 67.46; H, 7.63; N, 17.10. Found: C, 67.18; H, 7.37; N, 17.14.

5

Example 126

N-{3-[4-amino-2-ethyl-1-(tetrahydro-2*H*-pyran-4-ylmethyl)-1*H*-imidazo[4,5-*c*]quinolin-7-yl]propyl}-*N'*-isopropylurea



10 7-(3-Aminopropyl)-2-ethyl-1-(tetrahydro-2*H*-pyran-4-ylmethyl)-1*H*-imidazo[4,5-*c*]quinolin-4-amine (500 mg, 1.4 mmol), triethylamine (410 mg, 4.1 mmol), and isopropyl isocyanate (128 mg, 1.5 mmol) were combined in dichloromethane (50 mL) at 0 °C and the reaction was stirred for approximately 18 hours. Aqueous sodium carbonate (1%, 50 mL) was added and the reaction mixture was stirred for one additional hour. The fractions were separated and the aqueous fraction was extracted with chloroform (3x 20 mL). The combined organic fractions were sequentially dried (MgSO_4), filtered and purified by chromatography using a HORIZON HPFC system (silica cartridge, eluting with a CMA: chloroform gradient, 0-20% CMA over 2000 mL). The desired product was further purified by chromatography using a HORIZON HPFC system (silica cartridge, eluting with 10% methanol in dichloromethane over 1500 mL). A final purification by recrystallization from acetonitrile provided 142 mg of *N*-{3-[4-amino-2-ethyl-1-(tetrahydro-2*H*-pyran-4-ylmethyl)-1*H*-imidazo[4,5-*c*]quinolin-7-yl]propyl}-*N'*-isopropylurea as a white solid, mp 213-216 °C.

15

20

25

^1H NMR (500 MHz, DMSO- d_6) δ 7.93 (d, $J = 8.4$ Hz, 1H), 7.43 (d, $J = 1.6$ Hz, 1H), 7.13 (dd, $J = 8.4, 1.7$ Hz, 1H), 6.40 (br s, 2H), 5.76 (t, $J = 5.6$ Hz, 1H), 5.61 (d, $J = 7.7$ Hz, 1H), 4.40 (d, $J = 7.0$ Hz, 2H), 3.82 (m, 2H), 3.65 (m, 1H), 3.16 (m, 2H), 3.02 (m, 2H), 2.93 (q, $J = 7.4$ Hz, 2H), 2.67 (t, $J = 7.6$ Hz, 2H), 2.09 (m, 1H), 1.73 (m, 2H), 1.51-1.40 (m, 4H), 1.37 (t, $J = 7.4$ Hz, 3H), 1.02 (d, $J = 6.5$ Hz, 6H);

^{13}C NMR (125 MHz, DMSO- d_6) δ 157.3, 154.1, 151.5, 144.7, 139.7, 132.5, 125.9, 125.1, 122.0, 119.9, 112.7, 66.4, 49.6, 40.7, 38.7, 35.6, 32.4, 31.5, 29.5, 23.1, 20.0, 11.9;

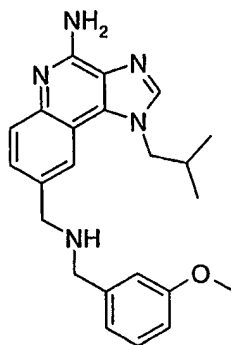
MS (ESI) m/z 453 ($M + H$) $^+$;

Anal. Calcd. for $\text{C}_{25}\text{H}_{36}\text{N}_6\text{O}_2 \cdot 0.33\text{H}_2\text{O}$: C, 65.41; H, 8.06; N, 18.31. Found: C, 65.41; H, 8.26; N, 18.30.

5

Example 127

1-Isobutyl-8-[[3-methoxybenzyl]amino]methyl]-1*H*-imidazo[4,5-*c*]quinolin-4-amine



10 Part A

A solution of 1-isobutyl-8-vinyl-1*H*-imidazo[4,5-*c*]quinolin-4-amine (500 mg, 1.9 mmol) in dichloromethane (30 mL) and methanol (5 mL) was cooled to -78 °C. Ozone was bubbled through the solution for 10 minutes. While still cold, the reaction was purged with oxygen for 15 minutes and dimethyl sulfide (0.7 mL, 9.4 mmol) was added. The reaction was warmed to ambient temperature and then concentrated under reduced pressure. The residue was dissolved in dichloromethane (50 mL) and washed with 1% aqueous sodium carbonate (2x 15 mL). The combined aqueous fractions were extracted with chloroform (3x 20mL) and sequentially dried (MgSO_4), filtered, and purified by chromatography using a HORIZON HPFC system (silica cartridge, eluting with a gradient of 0-6% methanol in dichloromethane) to provide 237 mg of 4-amino-1-isobutyl-1*H*-imidazo[4,5-*c*]quinoline-8-carbaldehyde as an off-white solid. MS (ESI) m/z 269 ($M + H$) $^+$.

15

20

Part B

4-Amino-1-isobutyl-1*H*-imidazo[4,5-*c*]quinoline-8-carbaldehyde (237 mg, 0.66 mmol) and 3-methoxybenzylamine (100 mg, 1.3 mmol) were combined in methanol (25 mL) and dichloromethane (1 mL). The solution was purged with nitrogen gas and a 1M

25

solution of sodium cyanoborohydride in THF (2 mL) was added. The reaction was stirred for 30 minutes. Additional sodium cyanoborohydride in THF (1M, 1 mL) was added and the reaction was stirred for an additional 15 minutes. Aqueous sodium carbonate (1%, 0.25 mL) was added and the reaction was stirred for 7 days. The solvent was removed under reduced pressure and approximately equal portions of chloroform and water were added. The fractions were separated and the organic fraction was sequentially dried (MgSO₄), filtered, and purified by chromatography using a HORIZON HPFC system (silica cartridge, eluting with a CMA: chloroform gradient, 0-20% CMA). Recrystallization from acetonitrile provided 25 mg of 1-isobutyl-8-[[3-methoxybenzyl]amino]methyl}-1*H*-imidazo[4,5-*c*]quinolin-4-amine as an off-white solid, mp 125-126 °C.

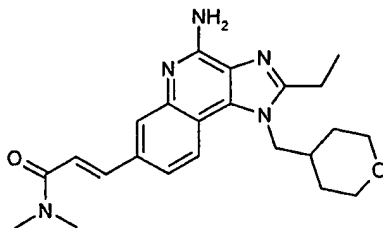
¹H NMR (500 MHz, DMSO-*d*₆) δ 8.15 (s, 1H), 7.92 (d, *J* = 1.2 Hz, 1H), 7.57 (d, *J* = 8.5 Hz, 1H), 7.41 (dd, *J* = 8.5, 1.7 Hz, 1H), 7.22 (t, *J* = 7.4 Hz, 1H), 6.95-6.92 (m, 2H), 6.79 (m, 1H), 6.46 (br s, 2H), 4.37 (d, *J* = 7.3 Hz, 2H), 3.82 (s, 2H), 3.73 (s, 3H), 3.71 (s, 2H), 2.69 (br s, 1H), 2.18 (septet, *J* = 6.8 Hz, 1H), 0.90 (d, *J* = 6.6 Hz, 6H);

MS (ESI) *m/z* 390 (M + H)⁺;

Anal. Calcd. for C₂₃H₂₇N₅O: C, 70.93; H, 6.99; N, 17.98. Found: C, 70.64; H, 6.92; N, 18.01.

Example 128

(2*E*)-3-[4-Amino-2-ethyl-1-(tetrahydro-2*H*-pyran-4-ylmethyl)-1*H*-imidazo[4,5-*c*]quinolin-7-yl]-*N,N*-dimethylprop-2-enamide



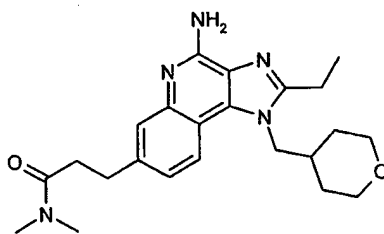
A thick walled glass vessel, equipped with a stir bar, was charged with a warmed solution of 7-bromo-2-ethyl-1-(tetrahydro-2*H*-pyran-4-ylmethyl)-1*H*-imidazo[4,5-*c*]quinolin-4-amine (0.58 g, 1.5 mmol) in *N,N*-dimethylformamide (10 mL). To the solution was added in succession, a solution of palladium acetate (37 mg, 0.15 mmol) and tri-*ortho*-tolylphosphine (91 mg, 0.3 mmol) in *N,N*-dimethylformamide (5 mL), triethylamine (3.0 eq. 0.6 mL), and a solution of *N,N*-dimethylacrylamide (178 mg, 1.8 mmol) in *N,N*-dimethylformamide (2 mL). The reaction mixture was purged with

nitrogen. The vessel was sealed and heated at 120 °C for 18 hours. The reaction was cooled to ambient temperature and then concentrated to dryness under reduced pressure. The resulting solid was dissolved in dichloromethane (100 mL) and washed with saturated aqueous potassium carbonate (50 mL). The fractions were separated and the organic
 5 fraction was concentrated to dryness. The resulting off-white solid was purified by chromatography using a HORIZON HPFC system, (silica cartridge, 0-15% CMA/chloroform). A final recrystallization from acetonitrile provided 390 mg of (2*E*)-3-[4-amino-2-ethyl-1-(tetrahydro-2*H*-pyran-4-ylmethyl)-1*H*-imidazo[4,5-*c*]quinolin-7-yl]-*N,N*-dimethylprop-2-enamide as an off-white crystalline solid, mp >260 °C.

10 ¹H NMR (500 MHz, CDCl₃) δ 8.01 (d, *J* = 8.5 Hz, 1H), 7.81 (d, *J* = 1.6 Hz, 1H), 7.68 (dd, *J* = 8.5, 1.9 Hz, 1H), 7.56 (d, *J* = 15.1 Hz, 1H), 7.27 (d, *J* = 15.4 Hz, 1H) 6.52 (s, 2H), 4.47-4.41 (m, 2H), 3.85-3.79 (m, 2H), 3.21-3.13 (m, 5H), 2.98-2.92 (m, 5H) 2.09 (s, 1H), 1.51-1.35 (m, 4H), 1.38 (t, *J* = 7.6 Hz, 3H);
 MS (APCI) *m/z* 408 (M + H)⁺;
 15 Anal. Calcd. for C₂₃H₂₉N₅O₂: C, 67.79; H, 7.17; N, 17.19. Found: C, 67.55; H, 7.10; N, 17.05.

Example 129

3-[4-Amino-2-ethyl-1-(tetrahydro-2*H*-pyran-4-ylmethyl)-1*H*-imidazo[4,5-*c*]quinolin-7-yl]-*N,N*-dimethylpropanamide



20

A glass Parr bottle was charged with 10% palladium on carbon (0.1 g) wetted with ethanol (10 mL) and a slurry of (2*E*)-3-[4-amino-2-ethyl-1-(tetrahydro-2*H*-pyran-4-ylmethyl)-1*H*-imidazo[4,5-*c*]quinolin-7-yl]-*N,N*-dimethylprop-2-enamide (0.32 g, 0.78 mmol) in methanol (200 mL). The vessel was placed on Parr apparatus, evacuated and
 25 charged with hydrogen (55 psi). The mixture was shaken at ambient temperature for 48 hours. The reaction mixture was filtered through a 0.2 micron PTFE membrane filter and the filter was rinsed with methanol (100 mL). The filtrate was concentrated to dryness under reduced pressure. The resulting solid was recrystallized from acetonitrile to provide

220 mg of 3-[4-amino-2-ethyl-1-(tetrahydro-2*H*-pyran-4-ylmethyl)-1*H*-imidazo[4,5-*c*]quinolin-7-yl]-*N,N*-dimethylpropanamide as a white crystalline solid, mp 219-220 °C.

¹H NMR (500 MHz, CDCl₃) δ 7.92 (d, *J* = 8.4 Hz, 1H), 7.45 (d, *J* = 1.6 Hz, 1H), 7.16 (dd, *J* = 8.3, 1.6 Hz, 1H), 6.36 (s, 2H), 4.43-4.37 (m, 2H), 3.84-3.78 (m, 2H), 3.19-3.12 (m, 2H), 2.96 (s, 3H), 2.95-2.89 (m, 4H), 2.83 (s, 3H), 2.68 (t, *J* = 8.2 Hz, 2H), 2.08 (s, 1H), 1.51-1.34 (m, 4H), 1.37 (t, *J* = 7.6 Hz, 3H);

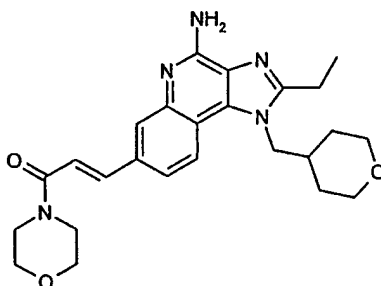
MS (APCI) *m/z* 410 (M + H)⁺;

Anal. Calcd. for C₂₃H₃₁N₅O₂ · H₂O: C, 64.61; H, 7.78; N, 16.38. Found: C, 64.63; H, 7.51; N, 16.23.

10

Example 130

2-Ethyl-7-[(1*E*)-3-morpholin-4-yl-3-oxoprop-1-enyl]-1-(tetrahydro-2*H*-pyran-4-ylmethyl)-1*H*-imidazo[4,5-*c*]quinolin-4-amine



15

A thick walled glass vessel, equipped with a stir bar, was charged with a warmed solution of 7-bromo-2-ethyl-1-(tetrahydro-2*H*-pyran-4-ylmethyl)-1*H*-imidazo[4,5-*c*]quinolin-4-amine (584 mg, 1.5 mmol) in *N,N*-dimethylformamide (10 mL). To the solution was added in succession, a solution of palladium acetate (37 mg, 0.15 mmol) and tri-*ortho*-tolylphosphine (91 mg, 0.3 mmol) in *N,N*-dimethylformamide (5 mL), triethylamine (0.6 mL), and a solution of 4-acryloylmorpholine (254 mg 1.8 mmol) in *N,N*-dimethylformamide (2 mL). The reaction mixture was purged with nitrogen. The vessel was sealed and heated at 120 °C for 18 hours. The reaction was cooled to ambient temperature and then concentrated to dryness under reduced pressure. The resulting solid was dissolved in dichloromethane (100 mL) and washed with saturated aqueous potassium carbonate (50 mL). The fractions were separated and the organic fraction was concentrated to dryness under reduced pressure. The resulting solid was purified by chromatography using a HORIZON HPFC system (silica cartridge, 0-15% CMA/chloroform). A final recrystallization from acetonitrile provided 345 mg of 2-ethyl-

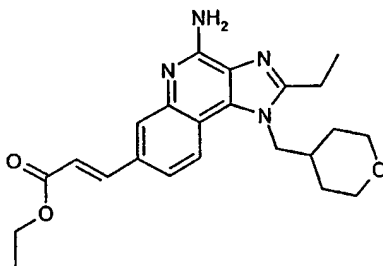
25

7-[(1*E*)-3-morpholin-4-yl-3-oxoprop-1-enyl]-1-(tetrahydro-2*H*-pyran-4-ylmethyl)-1*H*-imidazo[4,5-*c*]quinolin-4-amine as a white crystalline solid, mp >260 °C.

¹H NMR (500 MHz, CDCl₃) δ 8.01 (d, *J* = 8.5 Hz, 1H), 7.83 (d, *J* = 1.6 Hz, 1H), 7.70 (dd, *J* = 8.5, 1.6 Hz, 1H), 7.61 d, *J* = 15.4, 1H), 7.32 (d, *J* = 15.4 Hz, 1H), 6.52 (s, 2H),
 5 4.47-4.42 (m, 2H), 3.84-3.78 (m, 2H), 3.78-3.72 (m, 2H) 3.65-3.55 (m, 6H) 3.19-3.11 (m, 2H), 2.95 (q, *J* = 7.3 Hz, 2H), 2.08 (s, 1H), 1.52-1.36 (m, 4H), 1.38 (t, *J* = 7.6 Hz, 3H);
 MS (APCI) *m/z* 450 (M + H)⁺.

Example 131

10 Ethyl (2*E*)-3-[4-amino-2-ethyl-1-(tetrahydro-2*H*-pyran-4-ylmethyl)-1*H*-imidazo[4,5-*c*]quinolin-7-yl]prop-2-enoate



A thick walled glass vessel, equipped with a stir bar, was charged with a warmed solution of 7-bromo-2-ethyl-1-(tetrahydro-2*H*-pyran-4-ylmethyl)-1*H*-imidazo[4,5-*c*]quinolin-4-amine (2.5 g, 6.42 mmol) in *N,N*-dimethylformamide (50 mL). To the
 15 solution was added in succession, a solution of palladium acetate (144 mg, 0.642 mmol) and tri-*ortho*-tolylphosphine (390 mg, 1.28 mmol) in *N,N*-dimethylformamide (5 mL), triethylamine (2.7 mL) and a solution of ethyl acrylate (0.77 g, 7.7 mmol) in *N,N*-dimethylformamide (2 mL). The reaction mixture was purged with nitrogen. The vessel was sealed and heated at 120 °C for 18 hours. The reaction was cooled to ambient
 20 temperature and then concentrated to dryness under reduced pressure. The resulting solid was dissolved in dichloromethane (150 mL) and washed with saturated aqueous potassium carbonate (100 mL). The fractions were separated and the organic fraction was concentrated to dryness under reduced pressure. The resulting off-white solid was purified by chromatography using a HORIZON HPFC system (silica cartridge, 0-15%
 25 CMA/chloroform). A final recrystallization from acetonitrile provided 1.9 g of ethyl (2*E*)-3-[4-amino-2-ethyl-1-(tetrahydro-2*H*-pyran-4-ylmethyl)-1*H*-imidazo[4,5-*c*]quinolin-7-yl]prop-2-enoate as an off-white crystalline solid, mp 209-210 °C.

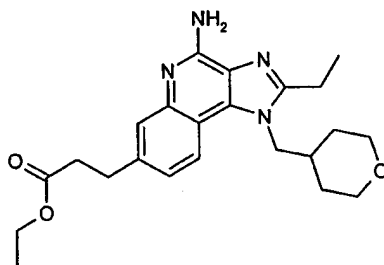
¹H NMR (500 MHz, CDCl₃) δ 8.04 (d, *J* = 8.5 Hz, 1H), 7.84 (d, *J* = 1.6 Hz, 1H), 7.77 (d, *J* = 16.1 Hz, 1H), 7.64 (dd, *J* = 8.5, 1.6 Hz, 1H), 6.67 (d, *J* = 16.1 Hz, 1H), 6.62 (s, 2H), 4.48-4.41 (m, 2H), 4.25-4.18 (m, 2H) 3.85-3.78 (m, 2H) 3.20-3.13 (m, 2H), 2.95 (q, *J* = 7.6 Hz, 2H), 2.12-2.05 (m, 1H), 1.51-1.38 (m, 4H), 1.38 (t, *J* = 7.6 Hz, 3H), 1.28 (t, *J* = 7.3 Hz, 3H);

MS (APCI) *m/z* 409 (M + H)⁺;

Anal. Calcd. for C₂₃H₂₈N₄O₃: C, 67.63; H, 6.91; N, 13.72. Found: C, 67.58; H, 6.71; N, 13.98.

Example 132

10 Ethyl 3-[4-amino-2-ethyl-1-(tetrahydro-2*H*-pyran-4-ylmethyl)-1*H*-imidazo[4,5-*c*]quinolin-7-yl]propanoate



A glass Parr bottle was charged with 10% palladium on carbon (0.2 g) wetted with ethanol (10 mL) and a slurry of ethyl (2*E*)-3-[4-amino-2-ethyl-1-(tetrahydro-2*H*-pyran-4-ylmethyl)-1*H*-imidazo[4,5-*c*]quinolin-7-yl]prop-2-enoate (1.81 g, 4.4 mmol) in ethanol (250 mL). The vessel was placed on a Parr apparatus, evacuated and charged with hydrogen (55 psi). The mixture was shaken at ambient temperature for 48 hours. The reaction mixture was filtered through a 0.2 micron PTFE membrane filter and the filter was rinsed with ethanol (300 ml). The filtrate was concentrated to dryness under reduced pressure. Recrystallization from acetonitrile provided 1.51 g of ethyl 3-[4-amino-2-ethyl-1-(tetrahydro-2*H*-pyran-4-ylmethyl)-1*H*-imidazo[4,5-*c*]quinolin-7-yl]propanoate as a white crystalline solid, mp 172-173 °C.

¹H NMR (500 MHz, CDCl₃) δ 7.93 (d, *J* = 8.5 Hz, 1H), 7.44 (d, *J* = 1.7 Hz, 1H), 7.14 (dd, *J* = 8.5, 1.7 Hz, 1H), 6.40 (s, 2H), 4.43-4.37 (m, 2H), 4.08-4.02 (m, 2H), 3.84-3.78 (m, 2H), 3.18-3.11 (m, 2H), 2.98-2.90 (m, 4H), 2.69 (t, *J* = 7.6 Hz, 2H), 2.07 (m, 1H), 1.50-1.34 (m, 4H), 1.37 (t, *J* = 7.6 Hz, 3H), 1.15 (t, *J* = 7.3 Hz, 3H);

¹³C NMR (125 MHz, CDCl₃) δ 172.7, 154.6, 152.1, 145.4, 138.9, 132.9, 126.5, 125.7,

122.3, 120.4, 113.5, 67.0, 60.2, 50.1, 36.1, 35.3, 30.7, 30.0, 20.5, 14.5, 12.4;

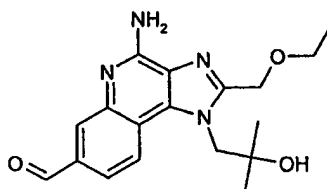
MS (APCI) m/z 411 (M + H)⁺;

Anal. Calcd. for C₂₃H₃₀N₄O₃: C, 67.29; H, 7.37; N, 13.65. Found: C, 67.25; H, 7.53; N, 13.71.

5

Example 133

4-Amino-2-(ethoxymethyl)-1-(2-hydroxy-2-methylpropyl)-1*H*-imidazo[4,5-*c*]
quinoline-7-carbaldehyde



Part A

10 A round bottom flask, equipped with a stir bar, was charged with 1-[4-amino-7-bromo-2-(ethoxymethyl)-1*H*-imidazo[4,5-*c*]quinolin-1-yl]-2-methylpropan-2-ol (1.18 g, 3.0 mmol), 1-propanol (30 mL), potassium vinyltrifluoroborate (0.4 g, 3.0 mmol), triethylamine (1.25 mL, 9.0 mmol) and dichloro[1,1'-bis(diphenylphosphino)ferrocene]palladium (II) dichloromethane adduct (Pd(dppf)), (11
15 mg, 0.015 mmol). The reaction mixture was heated at 80 °C for 66 hours. The reaction mixture was cooled to ambient temperature and then concentrated to dryness under reduced pressure. The solid was dissolved in dichloromethane (100 mL) and washed with saturated aqueous potassium carbonate (50mL). The fractions were separated and the organic fraction was concentrated to dryness. The off-white solid was purified by
20 chromatography using a HORIZON HPFC system (silica cartridge, 0-15% CMA/chloroform). Recrystallization from acetonitrile provided 0.31 g of 1-[4-amino-2-(ethoxymethyl)-7-vinyl-1*H*-imidazo[4,5-*c*]quinolin-1-yl]-2-methylpropan-2-ol as an off-white crystalline solid. MS (APCI) m/z 341 (M + H)⁺.

Part B

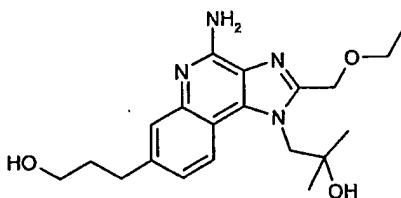
25 A round bottom flask was charged with 1-[4-amino-2-(ethoxymethyl)-7-vinyl-1*H*-imidazo[4,5-*c*]quinolin-1-yl]-2-methylpropan-2-ol (0.26 g, 0.76 mmol) and dichloromethane (100 mL). The resulting solution was cooled in a dry ice/acetone bath. Ozone was bubbled through the reaction mixture for 10 minutes. The reaction mixture was purged with oxygen for 5 minutes followed by a nitrogen purge for an additional 10

minutes. A solution of triphenylphosphine (0.4 g, 1.52 mmol) in dichloromethane (10 mL) was added in one portion. The dry ice/acetone bath was removed and the reaction mixture was allowed to warm to ambient temperature for 18 hours. The reaction mixture was concentrated to dryness under reduced pressure. The resulting solid was purified by chromatography using a HORIZON HPFC system (silica cartridge, 0-15% CMA/chloroform). A final recrystallization from acetonitrile provided 30 mg of 4-amino-2-(ethoxymethyl)-1-(2-hydroxy-2-methylpropyl)-1*H*-imidazo[4,5-*c*]quinoline-7-carbaldehyde as an off-white crystalline solid, mp 203-205 °C.

¹H NMR (500 MHz, CDCl₃) δ 10.09 (s, 1H), 8.47 (d, *J* = 8.5 Hz, 1H), 8.11 (d, *J* = 1.6 Hz, 1H), 7.64 (dd, *J* = 8.5, 1.6 Hz, 1H), 6.85 (s, 2H), 4.92-4.85 (m, 2H), 4.89 (s, 1H), 4.71 (s, 2H) 3.53 (q, *J* = 7.1 Hz, 2H), 1.18 (br s, 6H), 1.14 (t, *J* = 6.9 Hz, 3H); MS (APCI) *m/z* 343 (M + H)⁺; Anal. Calcd. for C₁₈H₂₂N₄O₃: C, 63.14; H, 6.48; N, 16.36. Found: C, 63.13; H, 6.46; N, 16.40.

Example 134

3-[4-Amino-2-(ethoxymethyl)-1-(2-hydroxy-2-methylpropyl)-1*H*-imidazo[4,5-*c*]quinolin-7-yl]propan-1-ol



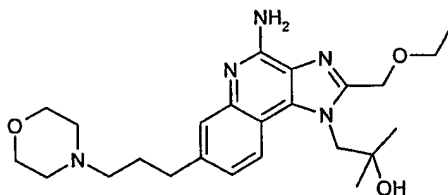
A round bottom flask, equipped with a stir bar, was charged with ethyl 3-[4-amino-2-(ethoxymethyl)-1-(2-hydroxy-2-methylpropyl)-1*H*-imidazo[4,5-*c*]quinolin-7-yl]propanoate (1.0 g, 2.4 mmol) and anhydrous tetrahydrofuran (20 mL). The reaction mixture was cooled in an ice bath. Lithium aluminum hydride (92 mg, 2.4 mmol) was added in one portion. After 2 hours additional lithium aluminum hydride (92 mg, 2.4 mmol) was added in one portion. The ice bath was removed and the reaction mixture was allowed to warm to ambient temperature. The reaction was quenched by successive dropwise addition of water (1 mL), 10% sodium hydroxide solution (1 mL) and water (3 mL). The reaction mixture was maintained at ambient temperature for 18 hours and then diluted with diethyl ether and water. The fractions were separated and the aqueous fraction was extracted with diethyl ether (3x25 mL). All of the organic fractions were combined

and then concentrated to dryness under reduced pressure. Purification by chromatography using a HORIZON HPFC system (silica cartridge, 0-20% CMA/chloroform) provided 0.8 g of 3-[4-amino-2-(ethoxymethyl)-1-(2-hydroxy-2-methylpropyl)-1*H*-imidazo[4,5-*c*]quinolin-7-yl]propan-1-ol as a white crystalline solid, mp 177-178 °C.

- 5 ¹H NMR (500 MHz, CDCl₃) δ 8.21 (d, *J* = 8.5 Hz, 1H), 7.45 (s, 1H), 7.12 (d, *J* = 8.5 Hz, 1H), 6.54 (s, 2H), 4.97 (br s, 2H), 4.94 (s, 1H), 4.71 (br s, 2H), 4.54 (t, *J* = 5.2 Hz, 1H), 3.56 (q, *J* = 6.9 Hz, 2H), 3.51 (q, *J* = 6.3 Hz, 2H), 2.76 (t, *J* = 7.7 Hz, 2H), 1.88-1.81 (m, 2H), 1.29-1.20 (m, 6H), 1.19 (t, *J* = 7.1 Hz, 3H)
- ¹³C NMR (125 MHz, DMSO-*d*₆) δ 152.3, 150.8, 145.9, 140.8, 134.6, 126.1, 125.6,
- 10 121.9, 121.5, 113.6, 71.0 65.6, 65.3, 60.6, 55.2, 34.5, 32.0, 28.1, 15.4
- MS (APCI) *m/z* 373 (M + H)⁺;
- Anal. calcd for C₂₀H₂₈N₄O₃•0.3H₂O: C, 63.57; H, 7.63; N, 14.83. Found: C, 63.71; H, 7.32; N, 14.88.

Example 135

- 15 1-[4-Amino-2-(ethoxymethyl)-7-(3-morpholin-4-ylpropyl)-1*H*-imidazo[4,5-*c*]quinolin-1-yl]-2-methylpropan-2-ol



Part A

- A stirred solution of 3-[4-amino-2-(ethoxymethyl)-1-(2-hydroxy-2-methylpropyl)-1*H*-imidazo[4,5-*c*]quinolin-7-yl]propan-1-ol (0.39 g, 1.05 mmol) in pyridine (10 mL) was
- 20 cooled in an ice bath. 4-Dimethylaminopyridine (12.8 mg, 0.105 mmol) and methanesulfonic anhydride (204 mg, 1.15 mmol) were added. After stirring for one hour, the reaction was not complete and additional methanesulfonic anhydride was added (204 mg, 1.15 mmol). After another 2 hours of stirring the reaction was still incomplete and
- 25 additional methanesulfonic anhydride was added (204 mg, 1.15 mmol). The cooling bath was removed and the reaction was stirred for 18 hours. The reaction mixture was concentrated to dryness under reduced pressure. The resulting solid was dissolved in dichloromethane (100 mL) and washed with saturated aqueous potassium carbonate (25 mL). The fractions were separated and the organic fraction was concentrated to provide

0.3 g of 3-[4-amino-2-(ethoxymethyl)-1-(2-hydroxy-2-methylpropyl)-1*H*-imidazo[4,5-*c*]quinolin-7-yl]propyl methanesulfonate as a pale gold solid. MS (APCI) m/z 451 ($M + H$)⁺.

Part B

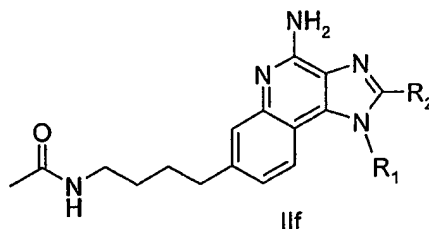
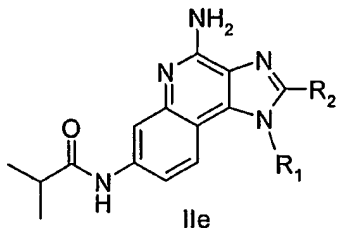
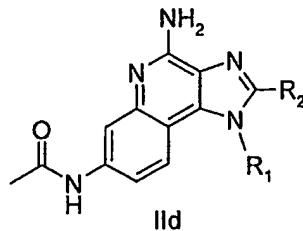
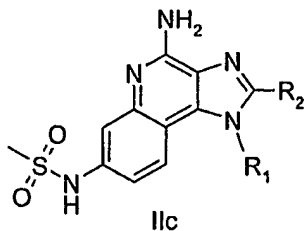
5 A round bottom flask, equipped with a stir bar, was charged with 3-[4-amino-2-(ethoxymethyl)-1-(2-hydroxy-2-methylpropyl)-1*H*-imidazo[4,5-*c*]quinolin-7-yl]propyl methanesulfonate (0.24 g, 0.53 mmol) and acetonitrile (10 mL). Morpholine (0.23 g, 2.7 mmol) was added in one portion. The reaction mixture was heated at 75 °C for 18 hours and then cooled to ambient temperature. After concentrating under reduced pressure, the
10 resulting solid was dissolved in dichloromethane (50 mL) and washed with saturated aqueous potassium carbonate (50 mL). The fractions were separated and the organic fraction was concentrated to dryness. The solid was purified by chromatography using a HORIZON HPFC system (silica cartridge, 0-25% CMA/chloroform). The material was further purified by a second chromatography treatment using a HORIZON HPFC system
15 (silica cartridge, 10% methanol/dichloromethane). A final recrystallization from acetonitrile provided 0.1 g of 1-[4-amino-2-(ethoxymethyl)-7-(3-morpholin-4-ylpropyl)-1*H*-imidazo[4,5-*c*]quinolin-1-yl]-2-methylpropan-2-ol as a white crystalline solid, mp 132-133 °C.

¹H NMR (500 MHz, DMSO-*d*₆) δ 8.16 (d, $J = 8.5$ Hz, 1H), 7.39 (d, $J = 1.6$ Hz, 1H), 7.07
20 (dd, $J = 8.4, 1.7$ Hz, 1H), 6.48 (br s, 2H), 4.89 (br s, 2H), 4.87 (s, 1H), 4.65 (br s, 2H), 3.59-3.55 (m, 4H), 3.50 (q, $J = 4.7$ Hz, 2H), 2.69 (t, $J = 7.3$ Hz, 2H), 2.36-2.30 (m, 4H) 2.30 (t, $J = 7.3$ Hz, 2H) 1.82-1.75 (m, 2H), 1.25-1.13 (m, 6H), 1.13 (t, $J = 7.3$ Hz, 3H); MS (APCI) m/z 442 ($M + H$)⁺;

Anal. calcd for C₂₄H₃₅N₅O₃•0.3H₂O: C, 64.49; H, 8.03; N, 15.67. Found: C, 64.26; H, 8.16; N, 15.69.

Exemplary Compounds

Certain exemplary compounds, including some of those described above in the Examples, have the following Formulas (IIc, IIId, IIe, or IIIf) and the following R₁ and R₂
30 substituents, wherein each line of the table is matched with Formula IIc, IIId, IIe, or IIIf to represent a specific embodiment of the invention.

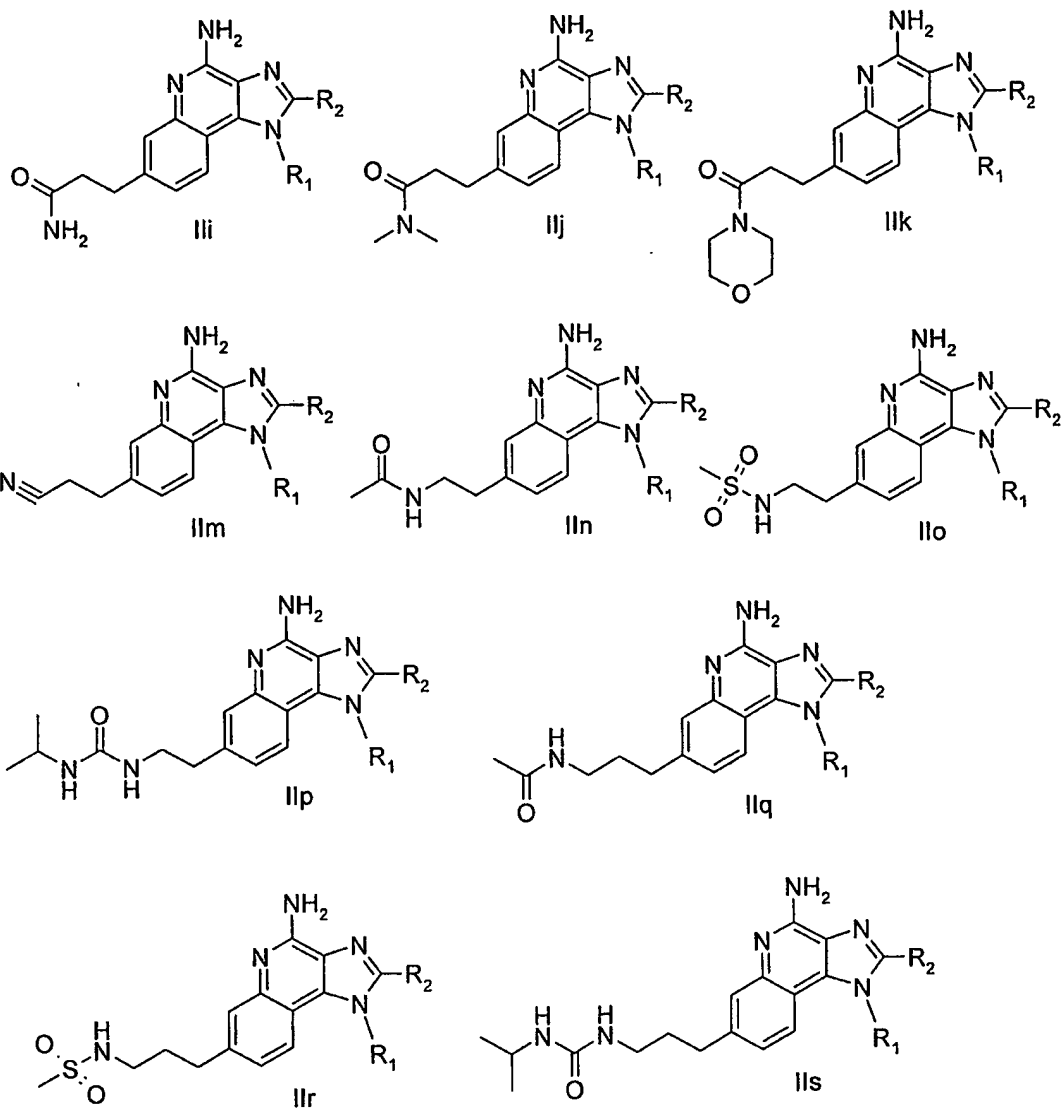


R ₁	R ₂
2-methylpropyl	methyl
2-hydroxy-2-methylpropyl	methyl
tetrahydro-2 <i>H</i> -pyran-4-ylmethyl	methyl
3-isopropoxypropyl	methyl
2-methylpropyl	ethyl
2-hydroxy-2-methylpropyl	ethyl
tetrahydro-2 <i>H</i> -pyran-4-ylmethyl	ethyl
3-isopropoxypropyl	ethyl
2-methylpropyl	n-propyl
2-hydroxy-2-methylpropyl	n-propyl
tetrahydro-2 <i>H</i> -pyran-4-ylmethyl	n-propyl
3-isopropoxypropyl	n-propyl
2-methylpropyl	n-butyl
2-hydroxy-2-methylpropyl	n-butyl
tetrahydro-2 <i>H</i> -pyran-4-ylmethyl	n-butyl
3-isopropoxypropyl	n-butyl
2-methylpropyl	2-methoxyethyl
2-hydroxy-2-methylpropyl	2-methoxyethyl

R ₁	R ₂
tetrahydro-2 <i>H</i> -pyran-4-ylmethyl	2-methoxyethyl
3-isopropoxypropyl	2-methoxyethyl
2-methylpropyl	ethoxymethyl
2-hydroxy-2-methylpropyl	ethoxymethyl
tetrahydro-2 <i>H</i> -pyran-4-ylmethyl	ethoxymethyl
3-isopropoxypropyl	ethoxymethyl
2-methylpropyl	2-hydroxyethyl
2-hydroxy-2-methylpropyl	2-hydroxyethyl
tetrahydro-2 <i>H</i> -pyran-4-ylmethyl	2-hydroxyethyl
3-isopropoxypropyl	2-hydroxyethyl
2-methylpropyl	hydroxymethyl
2-hydroxy-2-methylpropyl	hydroxymethyl
tetrahydro-2 <i>H</i> -pyran-4-ylmethyl	hydroxymethyl
3-isopropoxypropyl	hydroxymethyl
2-methylpropyl	methoxymethyl
2-hydroxy-2-methylpropyl	methoxymethyl
tetrahydro-2 <i>H</i> -pyran-4-ylmethyl	methoxymethyl
3-isopropoxypropyl	methoxymethyl

Certain exemplary compounds, including some of those described above in the Examples, have the following Formulas (Iii, Iij, Iik, Iim, Iin, Iio, Iip, Iiq, Iir, or Iis) and the following R₁ and R₂ substituents, wherein each line of the table is matched with

5 Formula Iii, Iij, Iik, Iim, Iin, Iio, Iip, Iiq, Iir, or Iis to represent a specific embodiment of the invention.



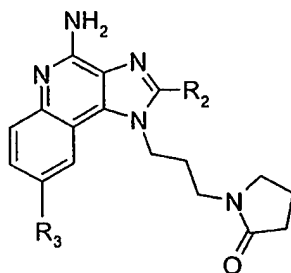
R ₁	R ₂
2-methylpropyl	hydrogen
2-methylpropyl	methyl
2-methylpropyl	ethyl
2-methylpropyl	<i>n</i> -propyl
2-methylpropyl	<i>n</i> -butyl
2-methylpropyl	hydroxymethyl
2-methylpropyl	2-hydroxyethyl
2-methylpropyl	methoxymethyl
2-methylpropyl	ethoxymethyl

R ₁	R ₂
2-methylpropyl	2-methoxyethyl
2-hydroxy-2-methylpropyl	hydrogen
2-hydroxy-2-methylpropyl	methyl
2-hydroxy-2-methylpropyl	ethyl
2-hydroxy-2-methylpropyl	<i>n</i> -propyl
2-hydroxy-2-methylpropyl	<i>n</i> -butyl
2-hydroxy-2-methylpropyl	hydroxymethyl
2-hydroxy-2-methylpropyl	2-hydroxyethyl
2-hydroxy-2-methylpropyl	methoxymethyl
2-hydroxy-2-methylpropyl	ethoxymethyl
2-hydroxy-2-methylpropyl	2-methoxyethyl
tetrahydro-2 <i>H</i> -pyran-4-ylmethyl	hydrogen
tetrahydro-2 <i>H</i> -pyran-4-ylmethyl	methyl
tetrahydro-2 <i>H</i> -pyran-4-ylmethyl	ethyl
tetrahydro-2 <i>H</i> -pyran-4-ylmethyl	<i>n</i> -propyl
tetrahydro-2 <i>H</i> -pyran-4-ylmethyl	<i>n</i> -butyl
tetrahydro-2 <i>H</i> -pyran-4-ylmethyl	hydroxymethyl
tetrahydro-2 <i>H</i> -pyran-4-ylmethyl	2-hydroxyethyl
tetrahydro-2 <i>H</i> -pyran-4-ylmethyl	methoxymethyl
tetrahydro-2 <i>H</i> -pyran-4-ylmethyl	ethoxymethyl
tetrahydro-2 <i>H</i> -pyran-4-ylmethyl	2-methoxyethyl
2-methyl-2-[(methylsulfonyl)amino]propyl	hydrogen
2-methyl-2-[(methylsulfonyl)amino]propyl	methyl
2-methyl-2-[(methylsulfonyl)amino]propyl	ethyl
2-methyl-2-[(methylsulfonyl)amino]propyl	<i>n</i> -propyl
2-methyl-2-[(methylsulfonyl)amino]propyl	<i>n</i> -butyl
2-methyl-2-[(methylsulfonyl)amino]propyl	hydroxymethyl
2-methyl-2-[(methylsulfonyl)amino]propyl	2-hydroxyethyl
2-methyl-2-[(methylsulfonyl)amino]propyl	methoxymethyl
2-methyl-2-[(methylsulfonyl)amino]propyl	ethoxymethyl

R ₁	R ₂
2-methyl-2-[(methylsulfonyl)amino]propyl	2-methoxyethyl
2-[(methylsulfonyl)amino]ethyl	hydrogen
2-[(methylsulfonyl)amino]ethyl	methyl
2-[(methylsulfonyl)amino]ethyl	ethyl
2-[(methylsulfonyl)amino]ethyl	<i>n</i> -propyl
2-[(methylsulfonyl)amino]ethyl	<i>n</i> -butyl
2-[(methylsulfonyl)amino]ethyl	hydroxymethyl
2-[(methylsulfonyl)amino]ethyl	2-hydroxyethyl
2-[(methylsulfonyl)amino]ethyl	methoxymethyl
2-[(methylsulfonyl)amino]ethyl	ethoxymethyl
2-[(methylsulfonyl)amino]ethyl	2-methoxyethyl
4-[(methylsulfonyl)amino]butyl	hydrogen
4-[(methylsulfonyl)amino]butyl	methyl
4-[(methylsulfonyl)amino]butyl	ethyl
4-[(methylsulfonyl)amino]butyl	<i>n</i> -propyl
4-[(methylsulfonyl)amino]butyl	<i>n</i> -butyl
4-[(methylsulfonyl)amino]butyl	hydroxymethyl
4-[(methylsulfonyl)amino]butyl	2-hydroxyethyl
4-[(methylsulfonyl)amino]butyl	methoxymethyl
4-[(methylsulfonyl)amino]butyl	ethoxymethyl
4-[(methylsulfonyl)amino]butyl	2-methoxyethyl
2-[[isopropylamino]carbonyl]amino}ethyl	hydrogen
2-[[isopropylamino]carbonyl]amino}ethyl	methyl
2-[[isopropylamino]carbonyl]amino}ethyl	ethyl
2-[[isopropylamino]carbonyl]amino}ethyl	<i>n</i> -propyl
2-[[isopropylamino]carbonyl]amino}ethyl	<i>n</i> -butyl
2-[[isopropylamino]carbonyl]amino}ethyl	hydroxymethyl
2-[[isopropylamino]carbonyl]amino}ethyl	2-hydroxyethyl
2-[[isopropylamino]carbonyl]amino}ethyl	methoxymethyl
2-[[isopropylamino]carbonyl]amino}ethyl	ethoxymethyl

R ₁	R ₂
2-{[(isopropylamino)carbonyl]amino}ethyl	2-methoxyethyl
2-(1,1-dioxidoisothiazolidin-2-yl)ethyl	hydrogen
2-(1,1-dioxidoisothiazolidin-2-yl)ethyl	methyl
2-(1,1-dioxidoisothiazolidin-2-yl)ethyl	ethyl
2-(1,1-dioxidoisothiazolidin-2-yl)ethyl	<i>n</i> -propyl
2-(1,1-dioxidoisothiazolidin-2-yl)ethyl	<i>n</i> -butyl
2-(1,1-dioxidoisothiazolidin-2-yl)ethyl	hydroxymethyl
2-(1,1-dioxidoisothiazolidin-2-yl)ethyl	2-hydroxyethyl
2-(1,1-dioxidoisothiazolidin-2-yl)ethyl	methoxymethyl
2-(1,1-dioxidoisothiazolidin-2-yl)ethyl	ethoxymethyl
2-(1,1-dioxidoisothiazolidin-2-yl)ethyl	2-methoxyethyl

Certain exemplary compounds, including some of those described above in the Examples, have the following Formula IIc and the following R₂ and R₃ substituents, wherein each line of the table is matched with Formula IIc to represent a specific embodiment of the invention.



IIc

R ₂	R ₃
hydrogen	2-(acetylamino)ethyl
methyl	2-(acetylamino)ethyl
ethyl	2-(acetylamino)ethyl
<i>n</i> -propyl	2-(acetylamino)ethyl
<i>n</i> -butyl	2-(acetylamino)ethyl
hydroxymethyl	2-(acetylamino)ethyl
2-hydroxyethyl	2-(acetylamino)ethyl

R ₂	R ₃
methoxymethyl	2-(acetylamino)ethyl
ethoxymethyl	2-(acetylamino)ethyl
2-methoxyethyl	2-(acetylamino)ethyl
hydrogen	2-[(methylsulfonyl)amino]ethyl
methyl	2-[(methylsulfonyl)amino]ethyl
ethyl	2-[(methylsulfonyl)amino]ethyl
<i>n</i> -propyl	2-[(methylsulfonyl)amino]ethyl
<i>n</i> -butyl	2-[(methylsulfonyl)amino]ethyl
hydroxymethyl	2-[(methylsulfonyl)amino]ethyl
2-hydroxyethyl	2-[(methylsulfonyl)amino]ethyl
methoxymethyl	2-[(methylsulfonyl)amino]ethyl
ethoxymethyl	2-[(methylsulfonyl)amino]ethyl
2-methoxyethyl	2-[(methylsulfonyl)amino]ethyl
hydrogen	2-[[isopropylamino]carbonyl]amino}ethyl
methyl	2-[[isopropylamino]carbonyl]amino}ethyl
ethyl	2-[[isopropylamino]carbonyl]amino}ethyl
<i>n</i> -propyl	2-[[isopropylamino]carbonyl]amino}ethyl
<i>n</i> -butyl	2-[[isopropylamino]carbonyl]amino}ethyl
hydroxymethyl	2-[[isopropylamino]carbonyl]amino}ethyl
2-hydroxyethyl	2-[[isopropylamino]carbonyl]amino}ethyl
methoxymethyl	2-[[isopropylamino]carbonyl]amino}ethyl
ethoxymethyl	2-[[isopropylamino]carbonyl]amino}ethyl
2-methoxyethyl	2-[[isopropylamino]carbonyl]amino}ethyl
hydrogen	2-(benzoylamino)ethyl
methyl	2-(benzoylamino)ethyl
ethyl	2-(benzoylamino)ethyl
<i>n</i> -propyl	2-(benzoylamino)ethyl
<i>n</i> -butyl	2-(benzoylamino)ethyl
hydroxymethyl	2-(benzoylamino)ethyl
2-hydroxyethyl	2-(benzoylamino)ethyl

R ₂	R ₃
methoxymethyl	2-(benzoylamino)ethyl
ethoxymethyl	2-(benzoylamino)ethyl
2-methoxyethyl	2-(benzoylamino)ethyl
hydrogen	2-cyanoethyl
methyl	2-cyanoethyl
ethyl	2-cyanoethyl
<i>n</i> -propyl	2-cyanoethyl
<i>n</i> -butyl	2-cyanoethyl
hydroxymethyl	2-cyanoethyl
2-hydroxyethyl	2-cyanoethyl
methoxymethyl	2-cyanoethyl
ethoxymethyl	2-cyanoethyl
2-methoxyethyl	2-cyanoethyl
hydrogen	2-(aminocarbonyl)ethyl
methyl	2-(aminocarbonyl)ethyl
ethyl	2-(aminocarbonyl)ethyl
<i>n</i> -propyl	2-(aminocarbonyl)ethyl
<i>n</i> -butyl	2-(aminocarbonyl)ethyl
hydroxymethyl	2-(aminocarbonyl)ethyl
2-hydroxyethyl	2-(aminocarbonyl)ethyl
methoxymethyl	2-(aminocarbonyl)ethyl
ethoxymethyl	2-(aminocarbonyl)ethyl
2-methoxyethyl	2-(aminocarbonyl)ethyl
hydrogen	2-[(pyridin-3-ylcarbonyl)amino]ethyl
methyl	2-[(pyridin-3-ylcarbonyl)amino]ethyl
ethyl	2-[(pyridin-3-ylcarbonyl)amino]ethyl
<i>n</i> -propyl	2-[(pyridin-3-ylcarbonyl)amino]ethyl
<i>n</i> -butyl	2-[(pyridin-3-ylcarbonyl)amino]ethyl
hydroxymethyl	2-[(pyridin-3-ylcarbonyl)amino]ethyl
2-hydroxyethyl	2-[(pyridin-3-ylcarbonyl)amino]ethyl

R ₂	R ₃
methoxymethyl	2-[(pyridin-3-ylcarbonyl)amino]ethyl
ethoxymethyl	2-[(pyridin-3-ylcarbonyl)amino]ethyl
2-methoxyethyl	2-[(pyridin-3-ylcarbonyl)amino]ethyl

Compounds of the invention have been found to modulate cytokine biosynthesis by inducing the production of interferon α and/or tumor necrosis factor α in human cells when tested using one of the methods described below.

5

CYTOKINE INDUCTION IN HUMAN CELLS

An in vitro human blood cell system is used to assess cytokine induction. Activity is based on the measurement of interferon (α) and tumor necrosis factor (α) (IFN- α and TNF- α , respectively) secreted into culture media as described by Testerman et. al. in
 10 “Cytokine Induction by the Immunomodulators Imiquimod and S-27609”, *Journal of Leukocyte Biology*, 58, 365-372 (September, 1995).

Blood Cell Preparation for Culture

Whole blood from healthy human donors is collected by venipuncture into
 15 vacutainer tubes or syringes containing EDTA. Peripheral blood mononuclear cells (PBMC) are separated from whole blood by density gradient centrifugation using HISTOPAQUE-1077 (Sigma, St. Louis, MO) or Ficoll-Paque Plus (Amersham Biosciences Piscataway, NJ). Blood is diluted 1:1 with Dulbecco's Phosphate Buffered Saline (DPBS) or Hank's Balanced Salts Solution (HBSS). Alternately, whole blood is
 20 placed in Accuspin (Sigma) or LeucoSep (Greiner Bio-One, Inc., Longwood, FL) centrifuge frit tubes containing density gradient medium. The PBMC layer is collected and washed twice with DPBS or HBSS and re-suspended at 4×10^6 cells/mL in RPMI complete. The PBMC suspension is added to 96 well flat bottom sterile tissue culture plates containing an equal volume of RPMI complete media containing test compound.

25

Compound Preparation

The compounds are solubilized in dimethyl sulfoxide (DMSO). The DMSO concentration should not exceed a final concentration of 1% for addition to the culture

wells. The compounds are generally tested at concentrations ranging from 30-0.014 μM . Controls include cell samples with media only, cell samples with DMSO only (no compound), and cell samples with reference compound.

5 Incubation

The solution of test compound is added at 60 μM to the first well containing RPMI complete and serial 3 fold dilutions are made in the wells. The PBMC suspension is then added to the wells in an equal volume, bringing the test compound concentrations to the desired range (usually 30-0.014 μM). The final concentration of PBMC suspension is 2 x 10⁶ cells/mL. The plates are covered with sterile plastic lids, mixed gently and then incubated for 18 to 24 hours at 37°C in a 5% carbon dioxide atmosphere.

Separation

Following incubation the plates are centrifuged for 10 minutes at 1000 rpm (approximately 200 x g) at 4°C. The cell-free culture supernatant is removed and transferred to sterile polypropylene tubes. Samples are maintained at -30 to -70°C until analysis. The samples are analyzed for IFN- α by ELISA and for TNF- α by IGEN/BioVeris Assay.

20 Interferon (α) and Tumor Necrosis Factor (α) Analysis

IFN- α concentration is determined with a human multi-subtype colorimetric sandwich ELISA (Catalog Number 41105) from PBL Biomedical Laboratories, Piscataway, NJ. Results are expressed in pg/mL.

The TNF- α concentration is determined by ORIGEN M-Series Immunoassay and read on an IGEN M-8 analyzer from BioVeris Corporation, formerly known as IGEN International, Gaithersburg, MD. The immunoassay uses a human TNF- α capture and detection antibody pair (Catalog Numbers AHC3419 and AHC3712) from Biosource International, Camarillo, CA. Results are expressed in pg/mL.

30 Assay Data and Analysis

In total, the data output of the assay consists of concentration values of TNF- α and IFN- α (y-axis) as a function of compound concentration (x-axis).

Analysis of the data has two steps. First, the greater of the mean DMSO (DMSO control wells) or the experimental background (usually 20 pg/mL for IFN- α and 40 pg/mL for TNF- α) is subtracted from each reading. If any negative values result from background subtraction, the reading is reported as " * ", and is noted as not reliably
5 detectable. In subsequent calculations and statistics, " * ", is treated as a zero. Second, all background subtracted values are multiplied by a single adjustment ratio to decrease experiment to experiment variability. The adjustment ratio is the area of the reference compound in the new experiment divided by the expected area of the reference compound based on the past 61 experiments (unadjusted readings). This results in the scaling of the
10 reading (y-axis) for the new data without changing the shape of the dose-response curve. The reference compound used is 2-[4-amino-2-ethoxymethyl-6,7,8,9-tetrahydro- α,α -dimethyl-1*H*-imidazo[4,5-*c*]quinolin-1-yl]ethanol hydrate (U.S. Patent No. 5,352,784; Example 91) and the expected area is the sum of the median dose values from the past 61 experiments.

15 The minimum effective concentration is calculated based on the background-subtracted, reference-adjusted results for a given experiment and compound. The minimum effective concentration (μ molar) is the lowest of the tested compound concentrations that induces a response over a fixed cytokine concentration for the tested cytokine (usually 20 pg/mL for IFN- α and 40 pg/mL for TNF- α). The maximal response
20 is the maximal amount of cytokine (pg/ml) produced in the dose-response.

CYTOKINE INDUCTION IN HUMAN CELLS

(High Throughput Screen)

25 The CYTOKINE INDUCTION IN HUMAN CELLS test method described above was modified as follows for high throughput screening.

Blood Cell Preparation for Culture

Whole blood from healthy human donors is collected by venipuncture into vacutainer tubes or syringes containing EDTA. Peripheral blood mononuclear cells
30 (PBMC) are separated from whole blood by density gradient centrifugation using HISTOPAQUE-1077 (Sigma, St. Louis, MO) or Ficoll-Paque Plus (Amersham Biosciences Piscataway, NJ). Whole blood is placed in Accuspin (Sigma) or LeucoSep

(Greiner Bio-One, Inc., Longwood, FL) centrifuge frit tubes containing density gradient medium. The PBMC layer is collected and washed twice with DPBS or HBSS and re-suspended at 4×10^6 cells/mL in RPMI complete (2-fold the final cell density). The PBMC suspension is added to 96-well flat bottom sterile tissue culture plates.

5

Compound Preparation

The compounds are solubilized in dimethyl sulfoxide (DMSO). The compounds are generally tested at concentrations ranging from 30 - 0.014 μ M. Controls include cell samples with media only, cell samples with DMSO only (no compound), and cell samples with a reference compound 2-[4-amino-2-ethoxymethyl-6,7,8,9-tetrahydro- α,α -dimethyl-1H-imidazo[4,5-c]quinolin-1-yl]ethanol hydrate (U.S. Patent No. 5,352,784; Example 91) on each plate. The solution of test compound is added at 7.5 mM to the first well of a dosing plate and serial 3 fold dilutions are made for the 7 subsequent concentrations in DMSO. RPMI Complete media is then added to the test compound dilutions in order to reach a final compound concentration of 2-fold higher (60 - 0.028 μ M) than the final tested concentration range.

15

Incubation

Compound solution is then added to the wells containing the PBMC suspension bringing the test compound concentrations to the desired range (usually 30 - 0.014 μ M) and the DMSO concentration to 0.4 %. The final concentration of PBMC suspension is 2×10^6 cells/mL. The plates are covered with sterile plastic lids, mixed gently and then incubated for 18 to 24 hours at 37°C in a 5% carbon dioxide atmosphere.

20

Separation

Following incubation the plates are centrifuged for 10 minutes at 1000 rpm (approximately 200 g) at 4°C. 4-plex Human Panel MSD MULTI-SPOT 96-well plates are pre-coated with the appropriate capture antibodies by MesoScale Discovery, Inc. (MSD, Gaithersburg, MD). The cell-free culture supernatants are removed and transferred to the MSD plates. Fresh samples are typically tested, although they may be maintained at -30 to -70°C until analysis.

30

Interferon- α and Tumor Necrosis Factor- α Analysis

MSD MULTI-SPOT plates contain within each well capture antibodies for human TNF- α and human IFN- α that have been pre-coated on specific spots. Each well contains four spots: one human TNF- α capture antibody (MSD) spot, one human IFN- α capture antibody (PBL Biomedical Laboratories, Piscataway, NJ) spot, and two inactive bovine serum albumin spots. The human TNF- α capture and detection antibody pair is from MesoScale Discovery. The human IFN- α multi-subtype antibody (PBL Biomedical Laboratories) captures all IFN- α subtypes except IFN- α F (IFNA21). Standards consist of recombinant human TNF- α (R&D Systems, Minneapolis, MN) and IFN- α (PBL Biomedical Laboratories). Samples and separate standards are added at the time of analysis to each MSD plate. Two human IFN- α detection antibodies (Cat. Nos. 21112 & 21100, PBL) are used in a two to one ratio (weight:weight) to each other to determine the IFN- α concentrations. The cytokine-specific detection antibodies are labeled with the SULFO-TAG reagent (MSD). After adding the SULFO-TAG labeled detection antibodies to the wells, each well's electrochemoluminescent levels are read using MSD's SECTOR HTS READER. Results are expressed in pg/mL upon calculation with known cytokine standards.

Assay Data and Analysis

In total, the data output of the assay consists of concentration values of TNF- α or IFN- α (y-axis) as a function of compound concentration (x-axis).

A plate-wise scaling is performed within a given experiment aimed at reducing plate-to-plate variability associated within the same experiment. First, the greater of the median DMSO (DMSO control wells) or the experimental background (usually 20 pg/mL for IFN- α and 40 pg/mL for TNF- α) is subtracted from each reading. Negative values that may result from background subtraction are set to zero. Each plate within a given experiment has a reference compound that serves as a control. This control is used to calculate a median expected area under the curve across all plates in the assay. A plate-wise scaling factor is calculated for each plate as a ratio of the area of the reference compound on the particular plate to the median expected area for the entire experiment. The data from each plate are then multiplied by the plate-wise scaling factor for all plates. Only data from plates bearing a scaling factor of between 0.5 and 2.0 (for both cytokines

IFN- α , TNF- α) are reported. Data from plates with scaling factors outside the above mentioned interval are retested until they bear scaling factors inside the above mentioned interval. The above method produces a scaling of the y-values without altering the shape of the curve. The reference compound used is 2-[4-amino-2-ethoxymethyl-6,7,8,9-tetrahydro- α,α -dimethyl-1*H*-imidazo[4,5-*c*]quinolin-1-yl]ethanol hydrate (U.S. Patent No. 5,352,784; Example 91). The median expected area is the median area across all plates that are part of a given experiment.

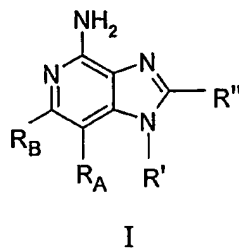
A second scaling may also be performed to reduce inter-experiment variability (across multiple experiments). All background-subtracted values are multiplied by a single adjustment ratio to decrease experiment-to-experiment variability. The adjustment ratio is the area of the reference compound in the new experiment divided by the expected area of the reference compound based on an average of previous experiments (unadjusted readings). This results in the scaling of the reading (y-axis) for the new data without changing the shape of the dose-response curve. The reference compound used is 2-[4-amino-2-ethoxymethyl-6,7,8,9-tetrahydro- α,α -dimethyl-1*H*-imidazo[4,5-*c*]quinolin-1-yl]ethanol hydrate (U.S. Patent No. 5,352,784; Example 91) and the expected area is the sum of the median dose values from an average of previous experiments.

The minimum effective concentration is calculated based on the background-subtracted, reference-adjusted results for a given experiment and compound. The minimum effective concentration (μ molar) is the lowest of the tested compound concentrations that induces a response over a fixed cytokine concentration for the tested cytokine (usually 20 pg/mL for IFN- α and 40 pg/mL for TNF- α). The maximal response is the maximal amount of cytokine (pg/ml) produced in the dose-response.

The complete disclosures of the patents, patent documents, and publications cited herein are incorporated by reference in their entirety as if each were individually incorporated. Various modifications and alterations to this invention will become apparent to those skilled in the art without departing from the scope and spirit of this invention. It should be understood that this invention is not intended to be unduly limited by the illustrative embodiments and examples set forth herein and that such examples and embodiments are presented by way of example only with the scope of the invention intended to be limited only by the claims set forth herein as follows.

WHAT IS CLAIMED IS:

1. A compound of the Formula I:



5 wherein:

R_A and R_B taken together form a fused benzene ring or fused pyridine ring wherein the benzene ring or pyridine ring is substituted by one R₃ group, or substituted by one R₃ group and one R group;

R₃ is selected from the group consisting of:

- 10 -Z-Y-R₄,
 -Z-Y-X-Y-R₄,
 -Z-R₅,
 -Z-Het,
 -Z-Het'-R₄, and
 15 -Z-Het'-Y-R₄;

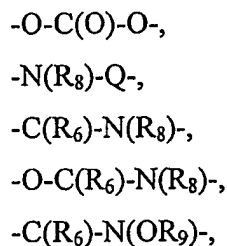
R is selected from the group consisting of alkyl, alkoxy, hydroxy, halogen, and trifluoromethyl;

R' and R'' are independently selected from the group consisting of hydrogen and non-interfering substituents;

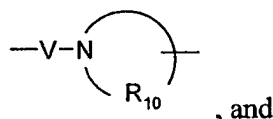
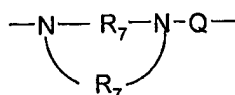
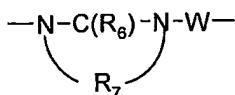
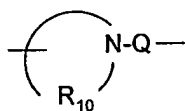
20 Z is selected from the group consisting of a bond, alkylene, alkenylene, and alkynylene; wherein alkylene, alkenylene, and alkynylene can be optionally interrupted with one or more -O- groups;

Y is selected from the group consisting of:

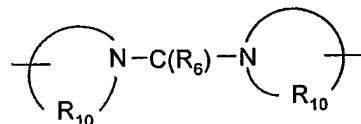
- 25 -O-,
 -S(O)₀₋₂-,
 -S(O)₂-N(R₈)-,
 -C(R₆)-,
 -C(R₆)-O-,
 -O-C(R₆)-,



5



, and



10

Het is heterocyclyl which can be unsubstituted or substituted by one or more substituents independently selected from the group consisting of alkyl, alkoxy, haloalkyl, haloalkoxy, halogen, nitro, hydroxy, hydroxyalkyl, cyano, hydroxyalkyleneoxyalkylenyl, amino, alkylamino, dialkylamino, and oxo;

15

Het' is heterocyclylene which can be unsubstituted or substituted by one or more substituents independently selected from the group consisting of alkyl, alkoxy, haloalkyl, haloalkoxy, halogen, nitro, hydroxy, hydroxyalkyl, cyano, amino, alkylamino, dialkylamino, and oxo;

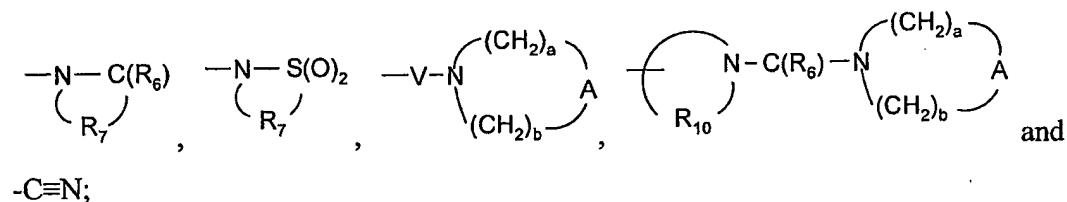
20

X is selected from the group consisting of alkylene, alkenylene, alkynylene, arylene, heteroarylene, and heterocyclylene wherein the alkylene, alkenylene, and alkynylene groups can be optionally interrupted or terminated with arylene, heteroarylene, or heterocyclylene, and optionally interrupted by one or more -O- groups;

R₄ is selected from the group consisting of hydrogen, alkyl, alkenyl, alkynyl, aryl, arylalkylenyl, aryloxyalkylenyl, alkylarylenyl, heteroaryl, heteroarylalkylenyl,

heteroaryloxyalkylenyl, alkylheteroarylenyl, and heterocyclyl wherein the alkyl, alkenyl, alkynyl, aryl, arylalkylenyl, aryloxyalkylenyl, alkylarylenyl, heteroaryl, heteroarylalkylenyl, heteroaryloxyalkylenyl, alkylheteroarylenyl, and heterocyclyl groups can be unsubstituted or substituted by one or more substituents independently selected from the group consisting of alkyl, alkoxy, hydroxyalkyl, haloalkyl, haloalkoxy, halogen, nitro, hydroxy, mercapto, cyano, aryl, aryloxy, arylalkyleneoxy, heteroaryl, heteroaryloxy, heteroarylalkyleneoxy, heterocyclyl, amino, alkylamino, dialkylamino, (dialkylamino)alkyleneoxy, and in the case of alkyl, alkenyl, alkynyl, and heterocyclyl, oxo;

10 R_5 is selected from the group consisting of:



R_6 is selected from the group consisting of =O and =S;

R_7 is C_{2-7} alkylene;

15 R_8 is selected from the group consisting of hydrogen, alkyl, alkoxyalkylenyl, hydroxyalkylenyl, arylalkylenyl, and heteroarylalkylenyl;

R_9 is selected from the group consisting of hydrogen and alkyl;

R_{10} is C_{3-8} alkylene;

20 A is selected from the group consisting of -O-, -CH₂-, -C(O)-, -S(O)₀₋₂-, and -N(R₄)-;

Q is selected from the group consisting of a bond, -C(R₆)-, -C(R₆)-C(R₆)-, -S(O)₂-, -C(R₆)-N(R₈)-W-, -S(O)₂-N(R₈)-, -C(R₆)-O-, and -C(R₆)-N(OR₉)-;

V is selected from the group consisting of -C(R₆)-, -O-C(R₆)-, -N(R₈)-C(R₆)-, and -S(O)₂-;

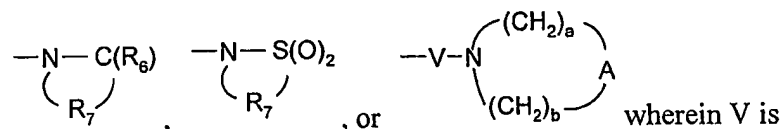
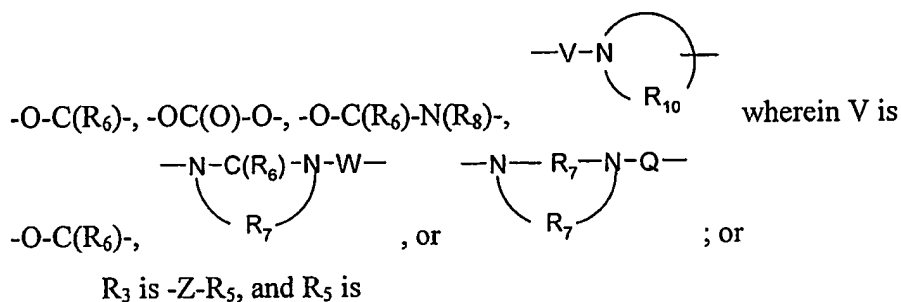
25 W is selected from the group consisting of a bond, -C(O)-, and -S(O)₂-; and

a and b are independently integers from 1 to 6 with the proviso that a + b is ≤ 7;

with the proviso that when R' is heterocyclyl, then heterocyclyl is attached to the imidazo ring by an atom in heterocyclyl other than a nitrogen atom; and

with the proviso that Z is other than a bond when:

30 R_3 is -Z-Y-R₄ or -Z-Y-X-Y-R₄, and the Y group bonded to Z is -O-,



- 5 $-O-C(R_6)-$; or
 R_3 is $-Z-Het$, $-Z-Het'-R_4$, or $-Z-Het'-Y-R_4$, and Z is attached to a nitrogen atom in Het or Het';
 and with the further proviso that R_3 is other than $-NH_2$;
 or a pharmaceutically acceptable salt thereof.

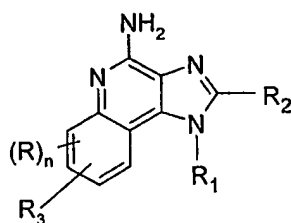
- 10 2. The compound or salt of claim 1 wherein R_A and R_B taken together form a fused benzene ring wherein the benzene ring is substituted by one R_3 group, or substituted by one R_3 group and one R group.
- 15 3. The compound or salt of claim 1 wherein R_A and R_B taken together form a fused pyridine ring wherein the pyridine ring is substituted by one R_3 group, or substituted by one R_3 group and one R group.
- 20 4. The compound or salt of any one of claims 1, 2, or 3 wherein R' is R_1 ; wherein R_1 is selected from the group consisting of:
 $-R_4$,
 $-X-R_4$,
 $-X-Y-R_4$,
 $-X-Y-X-Y-R_4$, and
 25 $-X-R_5$;

with the proviso that when R_1 is R_4 , and R_4 is heterocyclyl, then heterocyclyl is attached to the imidazo ring by an atom in heterocyclyl other than a nitrogen atom.

5. The compound or salt of any one of claims 1, 2, 3, or 4 as dependent on claim 1 wherein Rⁿ is R₂; wherein R₂ is selected from the group consisting of:

- 5
-R₄,
-X-R₄,
-X-Y-R₄, and
-X-R₅.

6. A compound of the Formula II:



II

wherein:

R₃ is selected from the group consisting of:

- 15
-Z-Y-R₄,
-Z-Y-X-Y-R₄,
-Z-R₅,
-Z-Het,
-Z-Het'-R₄, and
-Z-Het'-Y-R₄;

20 R is selected from the group consisting of alkyl, alkoxy, hydroxy, halogen, and trifluoromethyl;

n is 0 or 1;

R₁ is selected from the group consisting of:

- 25
-R₄,
-X-R₄,
-X-Y-R₄,
-X-Y-X-Y-R₄, and
-X-R₅;

R₂ is selected from the group consisting of:

- R₄,
- X-R₄,
- X-Y-R₄, and
- X-R₅;

5

Z is selected from the group consisting of a bond, alkylene, alkenylene, and alkynylene; wherein alkylene, alkenylene, and alkynylene can be optionally interrupted with one or more -O- groups;

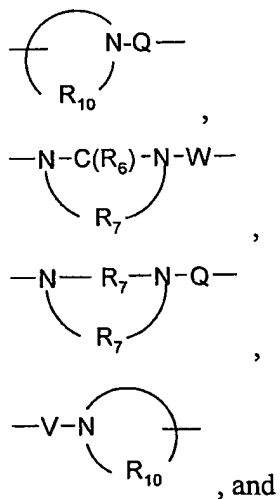
Y is selected from the group consisting of:

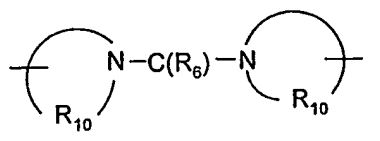
10

- O-,
- S(O)₀₋₂-,
- S(O)₂-N(R₈)-,
- C(R₆)-,
- C(R₆)-O-,
- O-C(R₆)-,
- O-C(O)-O-,
- N(R₈)-Q-,
- C(R₆)-N(R₈)-,
- O-C(R₆)-N(R₈)-,
- C(R₆)-N(OR₉)-,

15

20





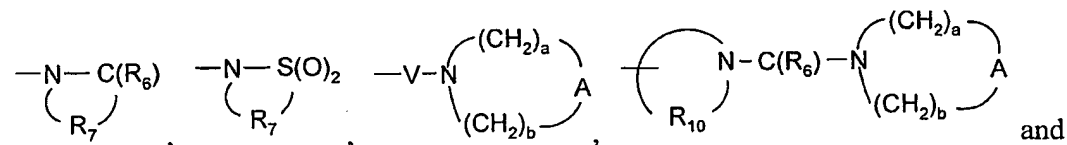
Het is heterocyclyl which can be unsubstituted or substituted by one or more substituents independently selected from the group consisting of alkyl, alkoxy, haloalkyl, haloalkoxy, halogen, nitro, hydroxy, hydroxyalkyl, cyano, hydroxyalkyleneoxyalkylenyl, amino, alkylamino, dialkylamino, and oxo;

Het' is heterocyclylene which can be unsubstituted or substituted by one or more substituents independently selected from the group consisting of alkyl, alkoxy, haloalkyl, haloalkoxy, halogen, nitro, hydroxy, hydroxyalkyl, cyano, amino, alkylamino, dialkylamino, and oxo;

X is selected from the group consisting of alkylene, alkenylene, alkynylene, arylene, heteroarylene, and heterocyclylene wherein the alkylene, alkenylene, and alkynylene groups can be optionally interrupted or terminated with arylene, heteroarylene, or heterocyclylene, and optionally interrupted by one or more -O- groups;

R₄ is selected from the group consisting of hydrogen, alkyl, alkenyl, alkynyl, aryl, arylalkylenyl, aryloxyalkylenyl, alkylarylenyl, heteroaryl, heteroarylalkylenyl, heteroaryloxyalkylenyl, alkylheteroarylenyl, and heterocyclyl wherein the alkyl, alkenyl, alkynyl, aryl, arylalkylenyl, aryloxyalkylenyl, alkylarylenyl, heteroaryl, heteroarylalkylenyl, heteroaryloxyalkylenyl, alkylheteroarylenyl, and heterocyclyl groups can be unsubstituted or substituted by one or more substituents independently selected from the group consisting of alkyl, alkoxy, hydroxyalkyl, haloalkyl, haloalkoxy, halogen, nitro, hydroxy, mercapto, cyano, aryl, aryloxy, arylalkyleneoxy, heteroaryl, heteroaryloxy, heteroarylalkyleneoxy, heterocyclyl, amino, alkylamino, dialkylamino, (dialkylamino)alkyleneoxy, and in the case of alkyl, alkenyl, alkynyl, and heterocyclyl, oxo;

R₅ is selected from the group consisting of:



-C≡N;

R₆ is selected from the group consisting of =O and =S;

R₇ is C₂₋₇ alkylene;

R₈ is selected from the group consisting of hydrogen, alkyl, alkoxyalkylenyl, hydroxyalkylenyl, arylalkylenyl, and heteroarylalkylenyl;

R₉ is selected from the group consisting of hydrogen and alkyl;

5 R₁₀ is C₃₋₈ alkylene;

A is selected from the group consisting of -O-, -CH₂-, -C(O)-, -S(O)₀₋₂-, and -N(R₄)-;

Q is selected from the group consisting of a bond, -C(R₆)-, -C(R₆)-C(R₆)-, -S(O)₂-, -C(R₆)-N(R₈)-W-, -S(O)₂-N(R₈)-, -C(R₆)-O-, and -C(R₆)-N(OR₉)-;

10 V is selected from the group consisting of -C(R₆)-, -O-C(R₆)-, -N(R₈)-C(R₆)-, and -S(O)₂-;

W is selected from the group consisting of a bond, -C(O)-, and -S(O)₂-; and

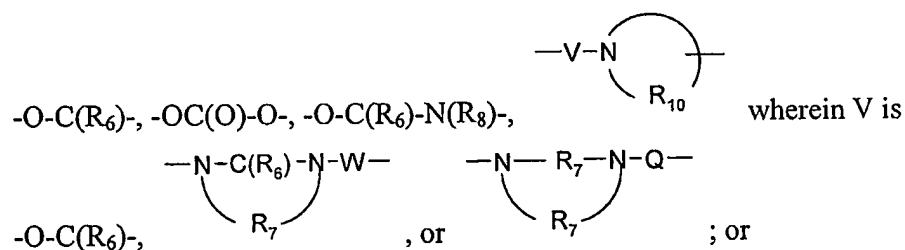
a and b are independently integers from 1 to 6 with the proviso that a + b is ≤ 7;

with the proviso that when R₁ is R₄, and R₄ is heterocyclyl, then heterocyclyl is

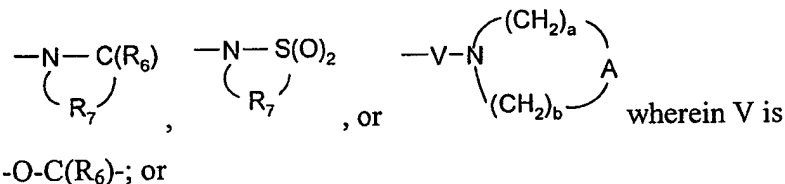
15 attached to the imidazo ring by an atom in heterocyclyl other than a nitrogen atom; and

with the proviso that Z is other than a bond when:

R₃ is -Z-Y-R₄ or -Z-Y-X-Y-R₄, and the Y group bonded to Z is -O-,



20 R₃ is -Z-R₅, and R₅ is

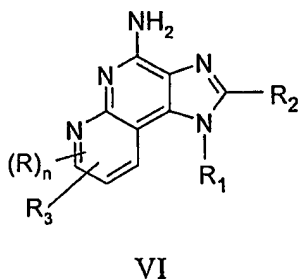
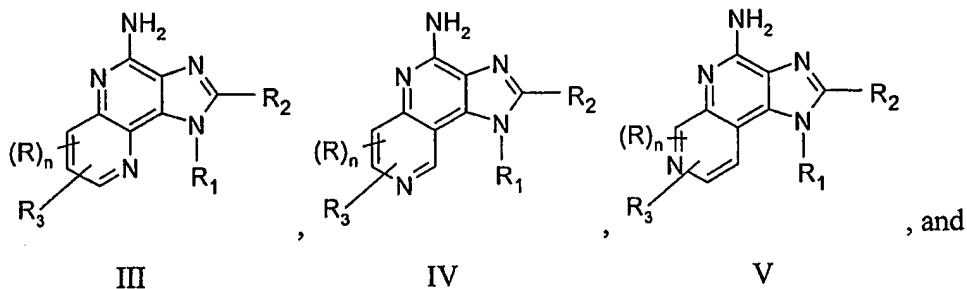


R₃ is -Z-Het, -Z-Het'-R₄, or -Z-Het'-Y-R₄, and Z is attached to a nitrogen atom in Het or Het';

25 and with the further proviso that R₃ is other than -NH₂;

or a pharmaceutically acceptable salt thereof.

7. A compound selected from the group consisting of Formulas III, IV, V, and VI:



5

wherein:

R₃ is selected from the group consisting of:

- Z-Y-R₄,
- Z-Y-X-Y-R₄,
- 10 -Z-R₅,
- Z-Het,
- Z-Het'-R₄, and
- Z-Het'-Y-R₄;

10

R is selected from the group consisting of alkyl, alkoxy, hydroxy, halogen, and
15 trifluoromethyl;

n is 0 or 1;

R₁ is selected from the group consisting of:

- R₄,
- X-R₄,
- 20 -X-Y-R₄,
- X-Y-X-Y-R₄, and
- X-R₅;

20

R₂ is selected from the group consisting of:

- R₄,
- 25 -X-R₄,

25

-X-Y-R₄, and

-X-R₅;

Z is selected from the group consisting of a bond, alkylene, alkenylene, and
alkynylene; wherein alkylene, alkenylene, and alkynylene can be optionally interrupted
with one or more -O- groups;

Y is selected from the group consisting of:

-O-,

-S(O)₀₋₂-,

-S(O)₂-N(R₈)-,

-C(R₆)-,

-C(R₆)-O-,

-O-C(R₆)-,

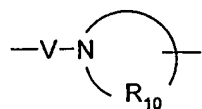
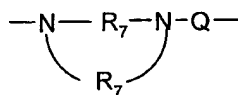
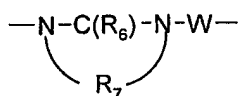
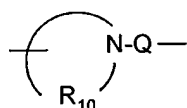
-O-C(O)-O-,

-N(R₈)-Q-,

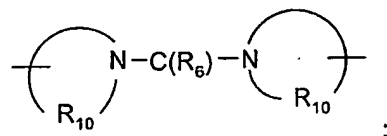
-C(R₆)-N(R₈)-,

-O-C(R₆)-N(R₈)-,

-C(R₆)-N(OR₉)-,



, and



Het is heterocyclyl which can be unsubstituted or substituted by one or more
substituents independently selected from the group consisting of alkyl, alkoxy, haloalkyl,

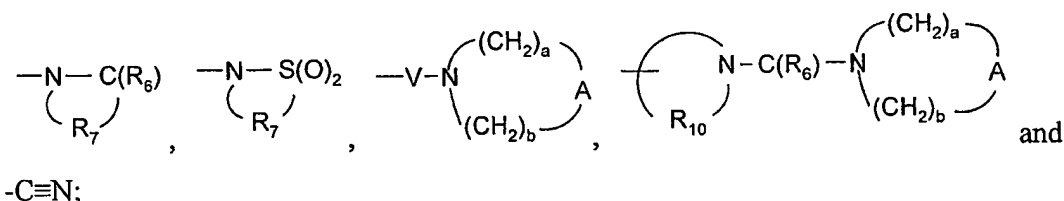
haloalkoxy, halogen, nitro, hydroxy, hydroxyalkyl, cyano, hydroxyalkyleneoxyalkylenyl, amino, alkylamino, dialkylamino, and oxo;

Het' is heterocyclene which can be unsubstituted or substituted by one or more substituents independently selected from the group consisting of alkyl, alkoxy, haloalkyl, haloalkoxy, halogen, nitro, hydroxy, hydroxyalkyl, cyano, amino, alkylamino, dialkylamino, and oxo;

X is selected from the group consisting of alkylene, alkenylene, alkynylene, arylene, heteroarylene, and heterocyclene wherein the alkylene, alkenylene, and alkynylene groups can be optionally interrupted or terminated with arylene, heteroarylene, or heterocyclene, and optionally interrupted by one or more -O- groups;

R₄ is selected from the group consisting of hydrogen, alkyl, alkenyl, alkynyl, aryl, arylalkylenyl, aryloxyalkylenyl, alkylarylenyl, heteroaryl, heteroarylalkylenyl, heteroaryloxyalkylenyl, alkylheteroarylenyl, and heterocyclyl wherein the alkyl, alkenyl, alkynyl, aryl, arylalkylenyl, aryloxyalkylenyl, alkylarylenyl, heteroaryl, heteroarylalkylenyl, heteroaryloxyalkylenyl, alkylheteroarylenyl, and heterocyclyl groups can be unsubstituted or substituted by one or more substituents independently selected from the group consisting of alkyl, alkoxy, hydroxyalkyl, haloalkyl, haloalkoxy, halogen, nitro, hydroxy, mercapto, cyano, aryl, aryloxy, arylalkyleneoxy, heteroaryl, heteroaryloxy, heteroarylalkyleneoxy, heterocyclyl, amino, alkylamino, dialkylamino, (dialkylamino)alkyleneoxy, and in the case of alkyl, alkenyl, alkynyl, and heterocyclyl, oxo;

R₅ is selected from the group consisting of:



R₆ is selected from the group consisting of =O and =S;

R₇ is C₂₋₇ alkylene;

R₈ is selected from the group consisting of hydrogen, alkyl, alkoxyalkylenyl, hydroxyalkylenyl, arylalkylenyl, and heteroarylalkylenyl;

R₉ is selected from the group consisting of hydrogen and alkyl;

R₁₀ is C₃₋₈ alkylene;

A is selected from the group consisting of -O-, -CH₂-, -C(O)-, -S(O)₀₋₂-, and -N(R₄)-;

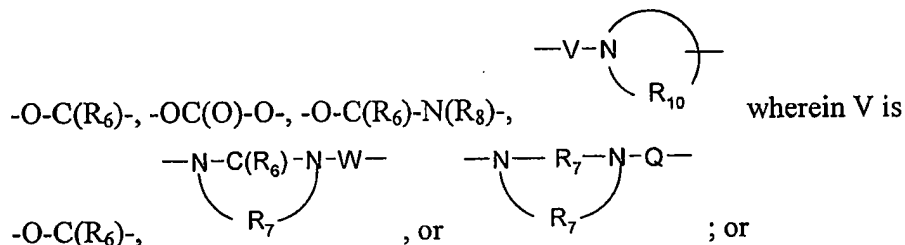
Q is selected from the group consisting of a bond, -C(R₆)-, -C(R₆)-C(R₆)-, -S(O)₂-, -C(R₆)-N(R₈)-W-, -S(O)₂-N(R₈)-, -C(R₆)-O-, and -C(R₆)-N(OR₉)-;

5 V is selected from the group consisting of -C(R₆)-, -O-C(R₆)-, -N(R₈)-C(R₆)-, and -S(O)₂-;

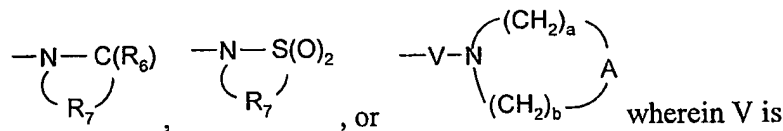
W is selected from the group consisting of a bond, -C(O)-, and -S(O)₂; and

a and b are independently integers from 1 to 6 with the proviso that a + b is ≤ 7; with the proviso that Z is other than a bond when:

10 R₃ is -Z-Y-R₄ or -Z-Y-X-Y-R₄, and the Y group bonded to Z is -O-,



R₃ is -Z-R₅, and R₅ is

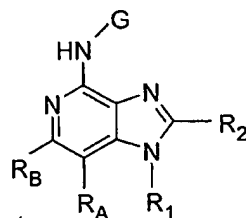


15 -O-C(R₆)-; or

R₃ is -Z-Het, -Z-Het'-R₄, or -Z-Het'-Y-R₄, and Z is attached to a nitrogen atom in Het or Het';

or a pharmaceutically acceptable salt thereof.

20 8. A compound of Formula VII:



VII

wherein:

G is selected from the group consisting of:

-C(O)-R^{'''},
 α-aminoacyl,
 α-aminoacyl-α-aminoacyl,
 -C(O)-O-R^{'''},
 5 -C(O)-N(R^{''''})R^{'''},
 -C(=NY₁)-R^{'''},
 -CH(OH)-C(O)-OY₁,
 -CH(OC₁₋₄ alkyl)Y₀,
 -CH₂Y₂, and
 10 -CH(CH₃)Y₂;

R^{'''} and R^{''''} are independently selected from the group consisting of C₁₋₁₀ alkyl, C₃₋₇ cycloalkyl, phenyl, and benzyl, each of which may be unsubstituted or substituted by one or more substituents independently selected from the group consisting of halogen, hydroxy, nitro, cyano, carboxy, C₁₋₆ alkyl, C₁₋₄ alkoxy, aryl, heteroaryl, aryl-C₁₋₄ alkylenyl, heteroaryl-C₁₋₄ alkylenyl, halo-C₁₋₄ alkylenyl, halo-C₁₋₄ alkoxy, -O-C(O)-CH₃,
 15 -C(O)-O-CH₃, -C(O)-NH₂, -O-CH₂-C(O)-NH₂, -NH₂, and -S(O)₂-NH₂, with the proviso that R^{''''} can also be hydrogen;

α-aminoacyl is an α-aminoacyl group derived from an α-amino acid selected from the group consisting of racemic, D-, and L-amino acids;

20 Y₁ is selected from the group consisting of hydrogen, C₁₋₆ alkyl, and benzyl;

Y₀ is selected from the group consisting of C₁₋₆ alkyl, carboxy-C₁₋₆ alkylenyl, amino-C₁₋₄ alkylenyl, mono-*N*-C₁₋₆ alkylamino-C₁₋₄ alkylenyl, and di-*N,N*-C₁₋₆ alkylamino-C₁₋₄ alkylenyl;

25 Y₂ is selected from the group consisting of mono-*N*-C₁₋₆ alkylamino, di-*N,N*-C₁₋₆ alkylamino, morpholin-4-yl, piperidin-1-yl, pyrrolidin-1-yl, and 4-C₁₋₄ alkylpiperazin-1-yl;

R_A and R_B taken together form a fused benzene ring or fused pyridine ring wherein the benzene ring or pyridine ring is substituted by one R₃ group, or substituted by one R₃ group and one R group;

30 R₃ is selected from the group consisting of:

-Z-Y-R₄,
 -Z-Y-X-Y-R₄,

-Z-R₅,
 -Z-Het,
 -Z-Het'-R₄, and
 -Z-Het'-Y-R₄;

5 R is selected from the group consisting of alkyl, alkoxy, hydroxy, halogen, and trifluoromethyl;

R₁ is selected from the group consisting of:

-R₄,
 -X-R₄,
 10 -X-Y-R₄,
 -X-Y-X-Y-R₄, and
 -X-R₅;

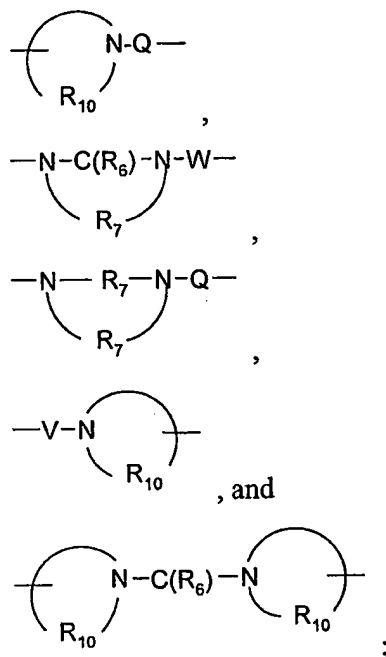
R₂ is selected from the group consisting of:

-R₄,
 15 -X-R₄,
 -X-Y-R₄, and
 -X-R₅;

Z is selected from the group consisting of a bond, alkylene, alkenylene, and alkynylene; wherein alkylene, alkenylene, and alkynylene can be optionally interrupted
 20 with one or more -O- groups;

Y is selected from the group consisting of:

-O-,
 -S(O)₀₋₂-,
 -S(O)₂-N(R₈)-,
 25 -C(R₆)-,
 -C(R₆)-O-,
 -O-C(R₆)-,
 -O-C(O)-O-,
 -N(R₈)-Q-,
 30 -C(R₆)-N(R₈)-,
 -O-C(R₆)-N(R₈)-,
 -C(R₆)-N(OR₉)-,



5

Het is heterocyclyl which can be unsubstituted or substituted by one or more substituents independently selected from the group consisting of alkyl, alkoxy, haloalkyl, haloalkoxy, halogen, nitro, hydroxy, hydroxyalkyl, cyano, hydroxyalkyleneoxyalkylenyl, amino, alkylamino, dialkylamino, and oxo;

10

Het' is heterocyclylene which can be unsubstituted or substituted by one or more substituents independently selected from the group consisting of alkyl, alkoxy, haloalkyl, haloalkoxy, halogen, nitro, hydroxy, hydroxyalkyl, cyano, amino, alkylamino, dialkylamino, and oxo;

15

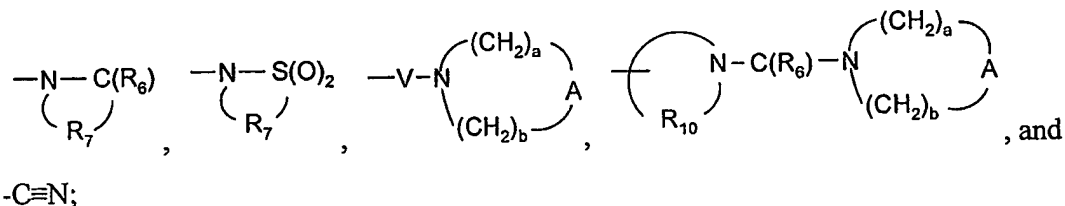
X is selected from the group consisting of alkylene, alkenylene, alkynylene, arylene, heteroarylene, and heterocyclylene wherein the alkylene, alkenylene, and alkynylene groups can be optionally interrupted or terminated with arylene, heteroarylene, or heterocyclylene, and optionally interrupted by one or more -O- groups;

20

R₄ is selected from the group consisting of hydrogen, alkyl, alkenyl, alkynyl, aryl, arylalkylenyl, aryloxyalkylenyl, alkylarylenyl, heteroaryl, heteroarylalkylenyl, heteroaryloxyalkylenyl, alkylheteroarylenyl, and heterocyclyl wherein the alkyl, alkenyl, alkynyl, aryl, arylalkylenyl, aryloxyalkylenyl, alkylarylenyl, heteroaryl, heteroarylalkylenyl, heteroaryloxyalkylenyl, alkylheteroarylenyl, and heterocyclyl groups can be unsubstituted or substituted by one or more substituents independently selected from the group consisting of alkyl, alkoxy, hydroxyalkyl, haloalkyl, haloalkoxy, halogen,

nitro, hydroxy, mercapto, cyano, aryl, aryloxy, arylalkyleneoxy, heteroaryl, heteroaryloxy, heteroarylalkyleneoxy, heterocyclyl, amino, alkylamino, dialkylamino, (dialkylamino)alkyleneoxy, and in the case of alkyl, alkenyl, alkynyl, and heterocyclyl, oxo;

5 R_5 is selected from the group consisting of:



R_6 is selected from the group consisting of =O and =S;

R_7 is C_{2-7} alkylene;

10 R_8 is selected from the group consisting of hydrogen, alkyl, alkoxyalkenyl, hydroxyalkenyl, arylalkenyl, and heteroarylalkenyl;

R_9 is selected from the group consisting of hydrogen and alkyl;

R_{10} is C_{3-8} alkylene;

A is selected from the group consisting of -O-, -CH₂-, -C(O)-, -S(O)₀₋₂-, and

15 -N(R₄)-;

Q is selected from the group consisting of a bond, -C(R₆)-, -C(R₆)-C(R₆)-, -S(O)₂-, -C(R₆)-N(R₈)-W-, -S(O)₂-N(R₈)-, -C(R₆)-O-, and -C(R₆)-N(OR₉)-;

V is selected from the group consisting of -C(R₆)-, -O-C(R₆)-, -N(R₈)-C(R₆)-, and -S(O)₂-;

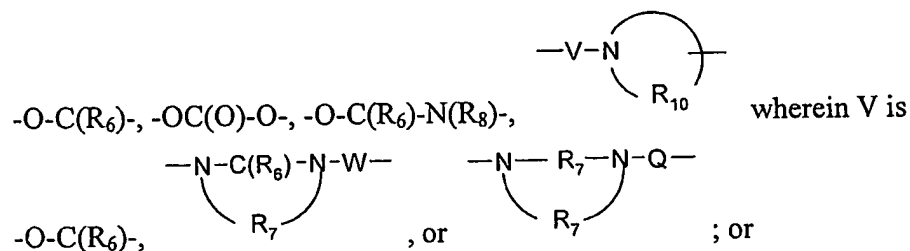
20 W is selected from the group consisting of a bond, -C(O)-, and -S(O)₂-; and

a and b are independently integers from 1 to 6 with the proviso that $a + b \leq 7$;

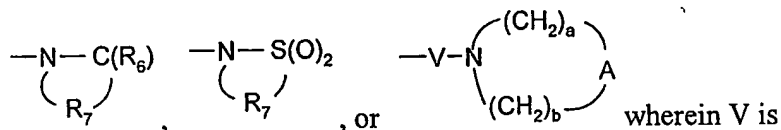
with the proviso that when R_1 is R_4 , and R_4 is heterocyclyl, then heterocyclyl is attached to the imidazo ring by an atom in heterocyclyl other than a nitrogen atom; and

with the proviso that Z is other than a bond when:

25 R_3 is -Z-Y-R₄ or -Z-Y-X-Y-R₄, and the Y group bonded to Z is -O-,



R₃ is -Z-R₅, and R₅ is



-O-C(R₆)-; or

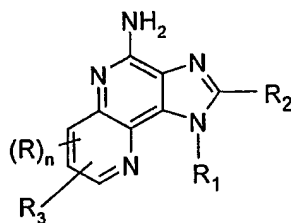
R₃ is -Z-Het, -Z-Het'-R₄, or -Z-Het'-Y-R₄, and Z is attached to a nitrogen atom in Het or Het';

5

and with the further proviso that R₃ is other than -NH₂;

or a pharmaceutically acceptable salt thereof.

9. The compound or salt of claim 7 where the compound is Formula III:



10

III

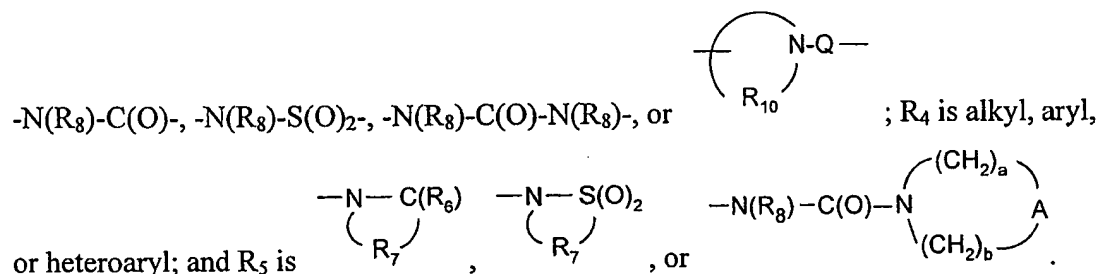
or a pharmaceutically acceptable salt thereof.

10. The compound or salt of any one of claims 6, 7, or 9 wherein n is 0.

15

11. The compound or salt of any one of claims 4 through 10 wherein R₁ is selected from the group consisting of alkyl, arylalkylenyl, aryloxyalkylenyl, hydroxyalkyl, dihydroxyalkyl, alkoxyalkylenyl, alkylsulfonylalkylenyl, -X-Y-R₄, -X-R₅, and heterocyclalkylenyl; wherein the heterocycl of the heterocyclalkylenyl group is optionally substituted by one or more alkyl groups; wherein X is alkylene; Y is

20



12. The compound or salt of claim 11 wherein R₁ is selected from the group consisting of 2-hydroxy-2-methylpropyl, 2-methylpropyl, propyl, ethyl, methyl, 2,3-dihydroxypropyl, 3-isopropoxypropyl, 2-phenoxyethyl, 4-[(methylsulfonyl)amino]butyl, 2-methyl-2-[(methylsulfonyl)amino]propyl, 2-(acetylamino)-2-methylpropyl, 2-
5 {[(isopropylamino)carbonyl]amino}-2-methylpropyl, 4-4-[(isopropylamino)carbonyl]amino}butyl, 4-(1,1-dioxidoisothiazolidin-2-yl)butyl, tetrahydro-2*H*-pyran-4-ylmethyl, and (2,2-dimethyl-1,3-dioxolan-4-yl)methyl.
13. The compound or salt of claim 11 wherein R₁ is selected from the group consisting
10 of 2-[(methylsulfonyl)amino]ethyl, 2-(1,1-dioxidoisothiazolidin-2-yl)ethyl, 3-(2-oxopyrrolidin-1-yl)propyl, and 2-4-[(isopropylamino)carbonyl]amino}ethyl.
14. The compound or salt of any one of claims 5 through 13 wherein R₂ is selected from the group consisting of hydrogen, alkyl, alkoxyalkylenyl, and hydroxyalkylenyl.
15
15. The compound or salt of claim 14 wherein R₂ is selected from the group consisting of hydrogen, methyl, ethyl, propyl, butyl, ethoxymethyl, methoxymethyl, 2-methoxyethyl, hydroxymethyl, and 2-hydroxyethyl.
- 20 16. The compound or salt of any one of claims 1 through 15 wherein R₃ is -Z-Y-R₄ or -Z-Y-X-Y-R₄.
17. The compound or salt of claim 16 wherein R₃ is -Z-Y-R₄.
- 25 18. The compound or salt of claim 16 or 17 wherein Y is -N(R₈)-Q-, and R₄ is alkyl, aryl, heteroaryl, or heterocyclyl.
19. The compound or salt of claim 18 wherein Q is -C(R₆)-, -S(O)₂-, or -C(R₆)-N(R₈)-
- 30 20. The compound or salt of claim 19 wherein Q is -C(R₆)-
21. The compound or salt of claim 19 wherein Q is -S(O)₂-

22. The compound or salt of claim 19 wherein Q is $-C(R_6)-N(R_8)-$.
23. The compound or salt of claim 18 wherein Q is $-C(R_6)-O-$.
- 5 24. The compound or salt of claim 18 wherein Q is $-S(O)_2-N(R_8)-$.
25. The compound or salt of claim 16 wherein R_3 is $-Z-Y-X-Y-R_4$.
- 10 26. The compound or salt of any one of claims 16, 17, or 25 wherein Y is $-C(R_6)-N(R_8)-$, and R_4 is alkyl, aryl, arylalkylenyl, heteroaryl, heteroarylalkylenyl, or heterocyclyl.
27. The compound or salt of claim 26 wherein Y in $-Y-R_4$ is $-C(R_6)-N(R_8)-$.
- 15 28. The compound or salt of any one of claims 16, 17, and 25 wherein $-Y-R_4$ is $-C(O)-NH_2$.
29. The compound or salt of claim 25 wherein Y in $-Z-Y-$ is $-C(O)-$, and Y in $-Y-R_4$ is
- 20 selected from the group consisting of $-C(O)-NH-$, $-C(O)-$, and $-C(O)-O-$.
30. The compound or salt of claim 29 wherein R_4 is alkyl, with the proviso that when Y in $-Y-R_4$ is $-C(O)-NH-$, then R_4 can also be hydrogen.
- 25 31. The compound or salt of any one of claims 25, 29, and 30 wherein X is heterocyclylene or heterocyclylene-alkylene.
32. The compound or salt of claim 16 or 17 wherein Y is $-C(O)-$ and R_4 is heterocyclyl.

30

33. The compound or salt of claim 17 wherein Y is -C(O)-, and R₄ is heterocyclyl which is unsubstituted or substituted by one or more substituents independently selected from the group consisting of alkyl, hydroxy, and oxo.

5 34. The compound or salt of claim 17 wherein Y is -C(O)-NH-, and R₄ is heterocyclyl which is unsubstituted or substituted by one or more substituents independently selected from the group consisting of alkyl, hydroxy, and oxo, or R₄ is alkyl which is unsubstituted or substituted by one or more substituents independently selected from the group consisting of hydroxy, alkoxy, heteroaryl, and heterocyclyl.

10

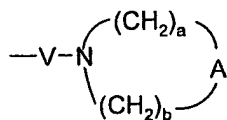
35. The compound or salt of any one of claims 18 through 24, 26, 27, and 32 through 34 wherein heterocyclyl is selected from the group consisting of tetrahydropyranyl, tetrahydrofuranyl, 1,3-dioxolanyl, pyrrolidinyl, piperidinyl, morpholinyl, thiomorpholinyl, 1,1-dioxothiomorpholinyl, thiazolidinyl, azepanyl, 1,4-oxazepanyl, diazepanyl, 15 dihydroisoquinolin-(1*H*)-yl, octahydroisoquinolin-(1*H*)-yl, dihydroquinolin-(2*H*)-yl, octahydroquinolin-(2*H*)-yl, dihydro-1*H*-imidazolyl, 3-azabicyclo[3.2.2]non-3-yl, and piperazinyl.

20 36. The compound or salt of claim 17 wherein Y is selected from the group consisting of -C(O)-O-, -S(O)₂-, and -S(O)₂-N(R₈)-

37. The compound or salt of any one of claims 1 through 15 wherein R₃ is -Z-R₅.

38. The compound or salt of claim 37 wherein R₅ is

25



39. The compound or salt of claim 38 wherein V is -NH-C(O)- or -C(O)-; A is -O-, -CH₂-, -S-, or -SO₂-; a is 1, 2, or 3; and b is 2.

30 40. The compound or salt of claim 37 wherein Z is alkylene, and R₅ is -C≡N.

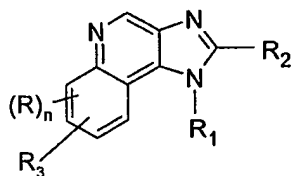
41. The compound or salt of any one of claims 1 through 15 wherein R₃ is -Z-Het or -Z-Het'-R₄.
- 5 42. The compound or salt of claim 41 wherein Het and Het' are, respectively, selected from the group consisting of the monovalent and divalent forms of tetrahydropyranyl, tetrahydrofuranyl, 1,3-dioxolanyl, pyrrolidinyl, piperidinyl, morpholinyl, thiomorpholinyl, 1,1-dioxothiomorpholinyl, thiazolidinyl, azepanyl, 1,4-oxazepanyl, diazepanyl, dihydroisoquinolin-(1*H*)-yl, octahydroisoquinolin-(1*H*)-yl, dihydroquinolin-(2*H*)-yl, 10 octahydroquinolin-(2*H*)-yl, dihydro-1*H*-imidazolyl, 3-azabicyclo[3.2.2]non-3-yl, and piperazinyl, each of which is unsubstituted or substituted by one or more substituents.
43. The compound or salt of claim 42 wherein Het is substituted by one or more substituents selected from the group consisting of alkyl, hydroxyl, hydroxyalkyl, 15 hydroxyalkyleneoxyalkylenyl, dialkylamino.
44. The compound or salt of claim 41 or claim 42 wherein R₄ is heterocyclyl.
45. The compound or salt of any one of claims 1 through 38 wherein Z is a bond. 20
46. The compound or salt of any one of claims 1 through 39 and 41 through 44 wherein Z is C₁₋₄ alkylene or C₂₋₄ alkenylene.
47. The compound or salt of any one of claims 1 through 46 wherein R₃ is at the 7- 25 position.
48. A pharmaceutical composition comprising a therapeutically effective amount of a compound or salt of any one of claims 1 through 47 and a pharmaceutically acceptable carrier. 30

49. A method of inducing cytokine biosynthesis in an animal comprising administering an effective amount of a compound or salt of any one claims 1 through 47 or the pharmaceutical composition of claim 48 to the animal.

5 50. A method of treating a viral disease in an animal in need thereof comprising administering a therapeutically effective amount of a compound or salt of any one of claims 1 through 47 or the pharmaceutical composition of claim 48 to the animal.

10 51. A method of treating a neoplastic disease in an animal in need thereof comprising administering a therapeutically effective amount of a compound or salt of any one of claims 1 through 47 or the pharmaceutical composition of claim 48 to the animal.

52. A compound of the Formula X:



15

X

wherein:

R₃ is selected from the group consisting of:

-Z-Y-R₄,

-Z-Y-X-Y-R₄,

20

-Z-R₅,

-Z-Het,

-Z-Het'-R₄, and

-Z-Het'-Y-R₄;

25

R is selected from the group consisting of alkyl, alkoxy, hydroxy, halogen, and trifluoromethyl;

n is 0 or 1;

R₁ is selected from the group consisting of:

-R₄,

-X-R₄,

-X-Y-R₄,
 -X-Y-X-Y-R₄, and
 -X-R₅;

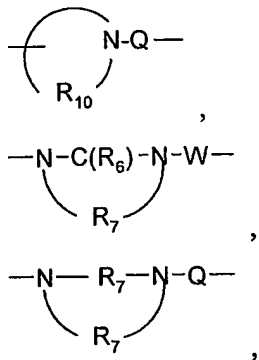
R₂ is selected from the group consisting of:

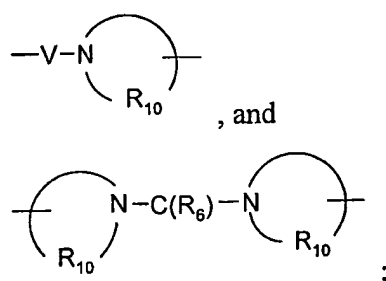
5 -R₄,
 -X-R₄,
 -X-Y-R₄, and
 -X-R₅;

10 Z is selected from the group consisting of a bond, alkylene, alkenylene, and
 alkynylene; wherein alkylene, alkenylene, and alkynylene can be optionally interrupted
 with one or more -O- groups;

 Y is selected from the group consisting of:

 -O-,
 -S(O)₀₋₂-,
 15 -S(O)₂-N(R₈)-,
 -C(R₆)-,
 -C(R₆)-O-,
 -O-C(R₆)-,
 -O-C(O)-O-,
 20 -N(R₈)-Q-,
 -C(R₆)-N(R₈)-,
 -O-C(R₆)-N(R₈)-,
 -C(R₆)-N(OR₉)-,





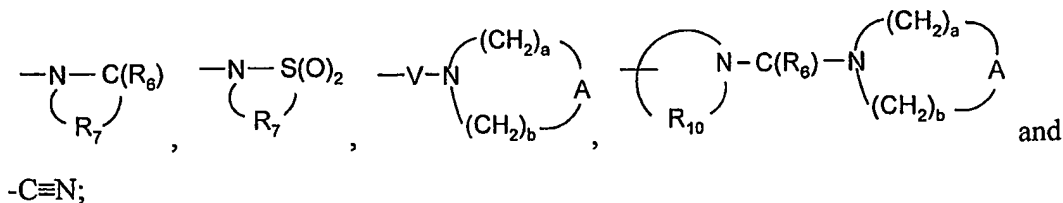
Het is heterocyclyl which can be unsubstituted or substituted by one or more substituents independently selected from the group consisting of alkyl, alkoxy, haloalkyl, haloalkoxy, halogen, nitro, hydroxy, hydroxyalkyl, cyano, hydroxyalkyleneoxyalkylenyl, amino, alkylamino, dialkylamino, and oxo;

Het' is heterocyclylene which can be unsubstituted or substituted by one or more substituents independently selected from the group consisting of alkyl, alkoxy, haloalkyl, haloalkoxy, halogen, nitro, hydroxy, hydroxyalkyl, cyano, amino, alkylamino, dialkylamino, and oxo;

X is selected from the group consisting of alkylene, alkenylene, alkynylene, arylene, heteroarylene, and heterocyclylene wherein the alkylene, alkenylene, and alkynylene groups can be optionally interrupted or terminated with arylene, heteroarylene, or heterocyclylene, and optionally interrupted by one or more -O- groups;

R₄ is selected from the group consisting of hydrogen, alkyl, alkenyl, alkynyl, aryl, arylalkylenyl, aryloxyalkylenyl, alkylarylenyl, heteroaryl, heteroarylalkylenyl, heteroaryloxyalkylenyl, alkylheteroarylenyl, and heterocyclyl wherein the alkyl, alkenyl, alkynyl, aryl, arylalkylenyl, aryloxyalkylenyl, alkylarylenyl, heteroaryl, heteroarylalkylenyl, heteroaryloxyalkylenyl, alkylheteroarylenyl, and heterocyclyl groups can be unsubstituted or substituted by one or more substituents independently selected from the group consisting of alkyl, alkoxy, hydroxyalkyl, haloalkyl, haloalkoxy, halogen, nitro, hydroxy, mercapto, cyano, aryl, aryloxy, arylalkyleneoxy, heteroaryl, heteroaryloxy, heteroarylalkyleneoxy, heterocyclyl, amino, alkylamino, dialkylamino, (dialkylamino)alkyleneoxy, and in the case of alkyl, alkenyl, alkynyl, and heterocyclyl, oxo;

R₅ is selected from the group consisting of:



R₆ is selected from the group consisting of =O and =S;

R₇ is C₂₋₇ alkylene;

5 R₈ is selected from the group consisting of hydrogen, alkyl, alkoxyalkylenyl, hydroxyalkylenyl, arylalkylenyl, and heteroarylalkylenyl;

R₉ is selected from the group consisting of hydrogen and alkyl;

R₁₀ is C₃₋₈ alkylene;

A is selected from the group consisting of -O-, -CH₂-, -C(O)-, -S(O)₀₋₂-, and

10 -N(R₄)-;

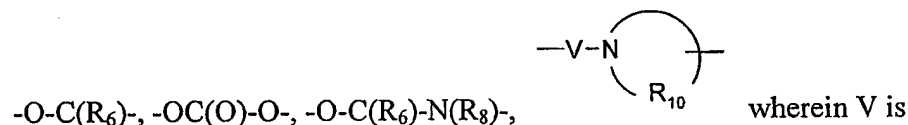
Q is selected from the group consisting of a bond, -C(R₆)-, -C(R₆)-C(R₆)-, -S(O)₂-, -C(R₆)-N(R₈)-W-, -S(O)₂-N(R₈)-, -C(R₆)-O-, and -C(R₆)-N(OR₉)-;

V is selected from the group consisting of -C(R₆)-, -O-C(R₆)-, -N(R₈)-C(R₆)-, and -S(O)₂-;

15 W is selected from the group consisting of a bond, -C(O)-, and -S(O)₂-; and

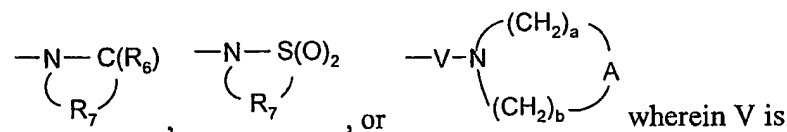
a and b are independently integers from 1 to 6 with the proviso that a + b is ≤ 7; with the proviso that Z is other than a bond when:

R₃ is -Z-Y-R₄ or -Z-Y-X-Y-R₄, and the Y group bonded to Z is -O-,



20

R₃ is -Z-R₅, and R₅ is



-O-C(R₆)-; or

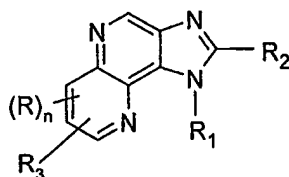
R₃ is -Z-Het, -Z-Het'-R₄, or -Z-Het'-Y-R₄, and Z is attached to a nitrogen

25

atom in Het or Het';

and with the further proviso that R_3 is other than $-NH_2$;
or a pharmaceutically acceptable salt thereof.

53. A compound of the Formula XI:



XI

wherein:

R_3 is selected from the group consisting of:

- Z-Y- R_4 ,
- Z-Y-X-Y- R_4 ,
- Z- R_5 ,
- Z-Het,
- Z-Het'- R_4 , and
- Z-Het'-Y- R_4 ;

R is selected from the group consisting of alkyl, alkoxy, hydroxy, halogen, and trifluoromethyl;

n is 0 or 1;

R_1 is selected from the group consisting of:

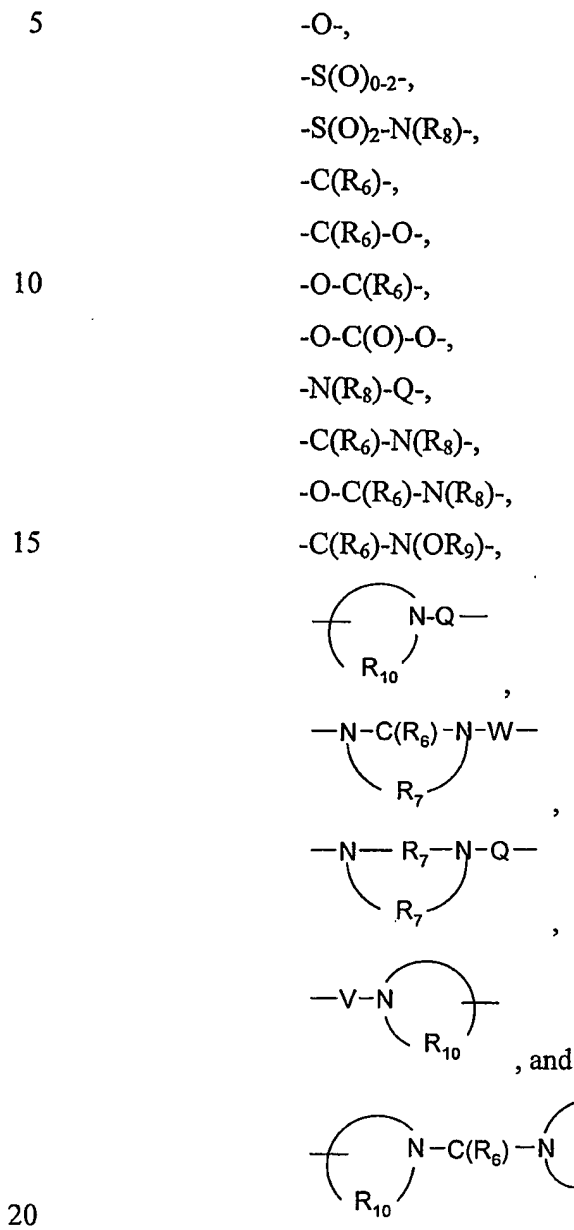
- R_4 ,
- X- R_4 ,
- X-Y- R_4 ,
- X-Y-X-Y- R_4 , and
- X- R_5 ;

R_2 is selected from the group consisting of:

- R_4 ,
- X- R_4 ,
- X-Y- R_4 , and
- X- R_5 ;

Z is selected from the group consisting of a bond, alkylene, alkenylene, and alkynylene; wherein alkylene, alkenylene, and alkynylene can be optionally interrupted with one or more -O- groups;

Y is selected from the group consisting of:



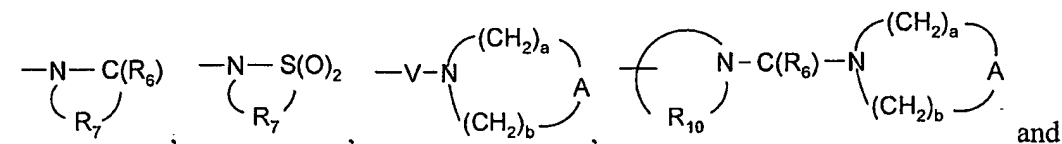
Het is heterocyclyl which can be unsubstituted or substituted by one or more substituents independently selected from the group consisting of alkyl, alkoxy, haloalkyl, haloalkoxy, halogen, nitro, hydroxy, hydroxyalkyl, cyano, hydroxyalkyleneoxyalkylenyl, amino, alkylamino, dialkylamino, and oxo;

Het' is heterocyclylene which can be unsubstituted or substituted by one or more substituents independently selected from the group consisting of alkyl, alkoxy, haloalkyl, haloalkoxy, halogen, nitro, hydroxy, hydroxyalkyl, cyano, amino, alkylamino, dialkylamino, and oxo;

5 X is selected from the group consisting of alkylene, alkenylene, alkynylene, arylene, heteroarylene, and heterocyclylene wherein the alkylene, alkenylene, and alkynylene groups can be optionally interrupted or terminated with arylene, heteroarylene, or heterocyclylene, and optionally interrupted by one or more -O- groups;

10 R₄ is selected from the group consisting of hydrogen, alkyl, alkenyl, alkynyl, aryl, arylalkylenyl, aryloxyalkylenyl, alkylarylenyl, heteroaryl, heteroarylalkylenyl, heteroaryloxyalkylenyl, alkylheteroarylenyl, and heterocyclyl wherein the alkyl, alkenyl, alkynyl, aryl, arylalkylenyl, aryloxyalkylenyl, alkylarylenyl, heteroaryl, heteroarylalkylenyl, heteroaryloxyalkylenyl, alkylheteroarylenyl, and heterocyclyl groups can be unsubstituted or substituted by one or more substituents independently selected
15 from the group consisting of alkyl, alkoxy, hydroxyalkyl, haloalkyl, haloalkoxy, halogen, nitro, hydroxy, mercapto, cyano, aryl, aryloxy, arylalkyleneoxy, heteroaryl, heteroaryloxy, heteroarylalkyleneoxy, heterocyclyl, amino, alkylamino, dialkylamino, (dialkylamino)alkyleneoxy, and in the case of alkyl, alkenyl, alkynyl, and heterocyclyl, oxo;

20 R₅ is selected from the group consisting of:



-C≡N;

R₆ is selected from the group consisting of =O and =S;

R₇ is C₂₋₇ alkylene;

25 R₈ is selected from the group consisting of hydrogen, alkyl, alkoxyalkylenyl, hydroxyalkylenyl, arylalkylenyl, and heteroarylalkylenyl;

R₉ is selected from the group consisting of hydrogen and alkyl;

R₁₀ is C₃₋₈ alkylene;

30 A is selected from the group consisting of -O-, -CH₂-, -C(O)-, -S(O)₀₋₂-, and -N(R₄)-;

Q is selected from the group consisting of a bond, $-C(R_6)-$, $-C(R_6)-C(R_6)-$, $-S(O)_2-$, $-C(R_6)-N(R_8)-W-$, $-S(O)_2-N(R_8)-$, $-C(R_6)-O-$, and $-C(R_6)-N(OR_9)-$;

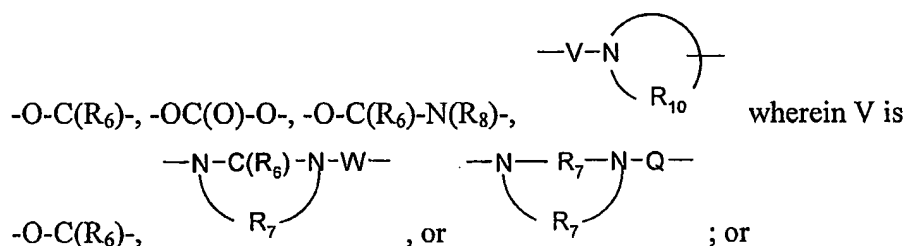
V is selected from the group consisting of $-C(R_6)-$, $-O-C(R_6)-$, $-N(R_8)-C(R_6)-$, and $-S(O)_2-$;

5 W is selected from the group consisting of a bond, $-C(O)-$, and $-S(O)_2-$; and

a and b are independently integers from 1 to 6 with the proviso that $a + b \leq 7$;

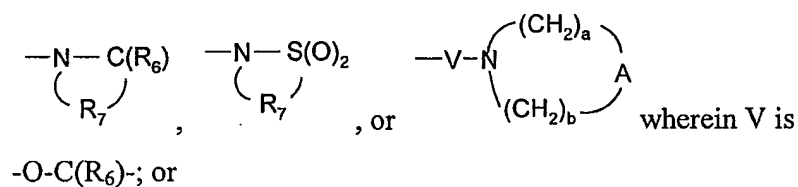
with the proviso that Z is other than a bond when:

R_3 is $-Z-Y-R_4$ or $-Z-Y-X-Y-R_4$, and the Y group bonded to Z is $-O-$,



10

R_3 is $-Z-R_5$, and R_5 is



15

R_3 is $-Z-Het$, $-Z-Het'-R_4$, or $-Z-Het'-Y-R_4$, and Z is attached to a nitrogen atom in Het or Het';

or a pharmaceutically acceptable salt thereof.